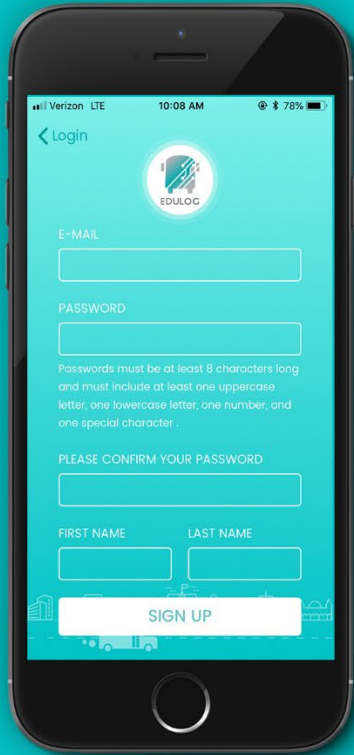


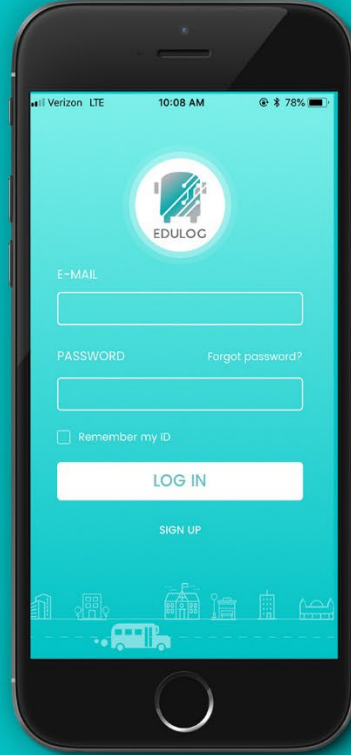
EDULOG'S BUS TRANSPORTATION PARENT PORTAL APP

REGISTRATION



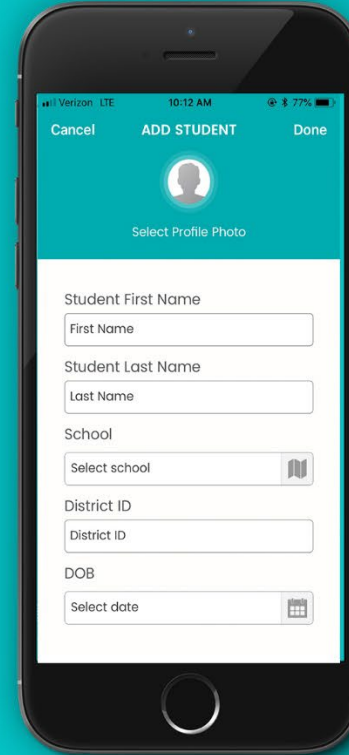
- ENTER YOUR EMAIL & CREATE A PASSWORD
- ADD YOUR FIRST & LAST NAME
- CLICK 'SIGN UP'

Log In

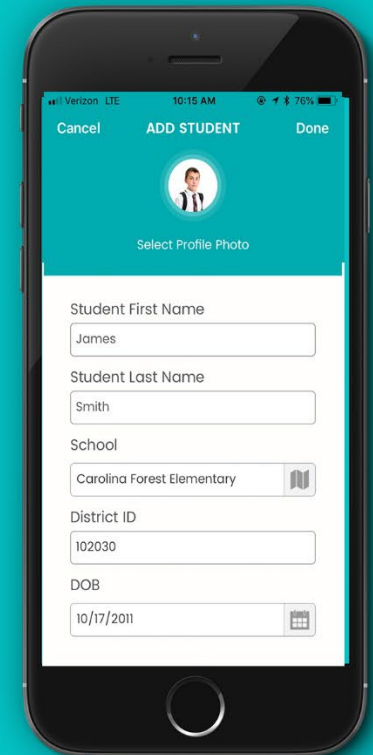


- ENTER YOUR EMAIL & PASSWORD
- CLICK 'Log In'

ADD STUDENT

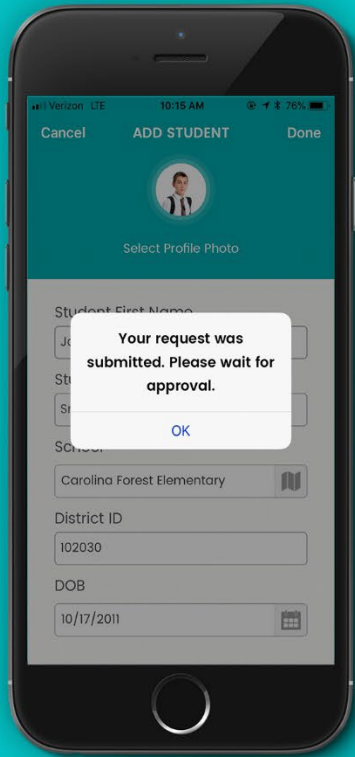


- ENTER STUDENT'S FIRST & LAST NAME
- SEARCH FOR SCHOOL BY NAME OR MAP ICON
- ADD STUDENT'S DATE OF BIRTH



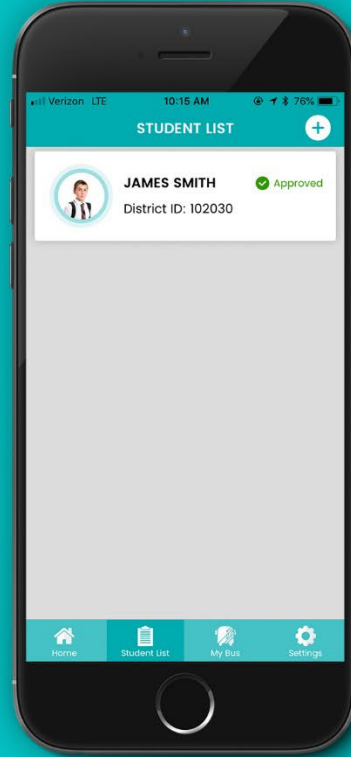
- ENTER DISTRICT OR POWERSCHOOL ID
- DISTRICT ID IS A UNIQUE ID ASSIGNED BY THE DISTRICT
- CLICK 'DONE'

REQUEST SUBMITTED



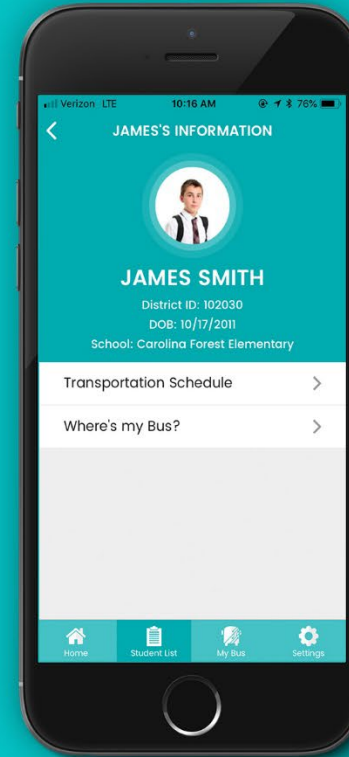
- YOUR REQUEST WILL BE SUBMITTED
- APPROVAL WILL BE IMMEDIATE
- CLICK 'OK'

STUDENT LIST



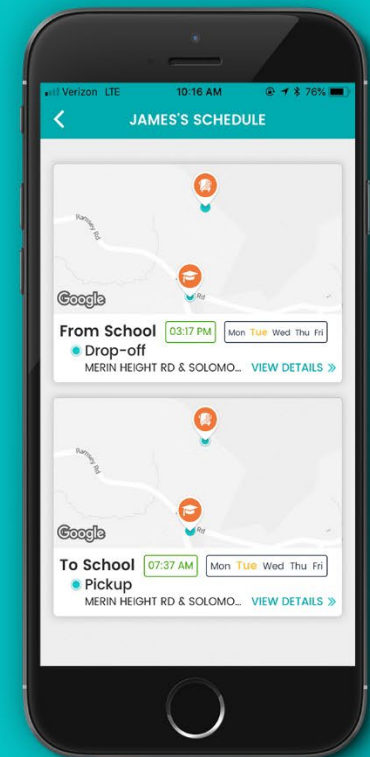
- STUDENT WILL DISPLAY AS ACCEPTED OR REJECTED
- IF REJECTED, THE INFORMATION YOU ENTERED DID NOT MATCH. TRY AGAIN
- CLICK ON STUDENT'S NAME TO VIEW BUS INFO

STUDENT INFO



- CLICK ON 'TRANSPORTATION SCHEDULE'
- YOUR STUDENT'S SCHEDULE WILL APPEAR

STUDENT SCHEDULE



- CLICK ON THE DAY TO VIEW STUDENT SCHEDULE
- YOU CAN SELECT 'FROM SCHOOL' OR 'TO SCHOOL' FOR MORE DETAIL