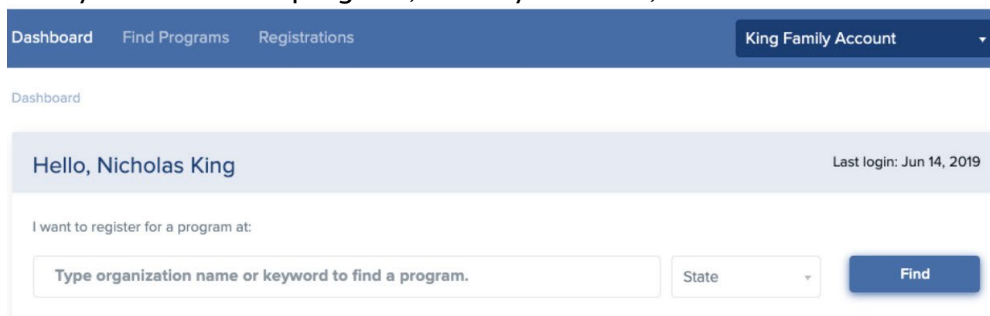


Arbiter Student Registration - Registering For Existing Users

Important: ArbiterSports uses the latest technology, and outdated browsers may cause issues during registration. We recommend using the most up to date browser versions of Chrome, Firefox, or Safari to ensure the best user experience. You may experience difficulty with Internet Explorer, Microsoft Edge, or work computers due to security settings.

Have you used Arbiter Registration (formerly FamilyID) in the past to register someone in your family? Do you need to register that same person for a program or do you need to add a new person to your account? You can use one account to register anyone in your family, even if they aren't signing up at the same school or organization.

1. Once logged in to [Arbiter Registration](#) as an existing user, you are brought to your Dashboard. Select the blue link with your organization's name or type the name of the school you are looking to register for in the search bar that reads Type organization name or keyword to find a program, select your state, and select Find.



The screenshot shows the user dashboard for Nicholas King. At the top, there are navigation links for 'Dashboard', 'Find Programs', and 'Registrations'. On the right, the user's name 'King Family Account' is displayed with a dropdown arrow. Below the navigation, the user is greeted with 'Hello, Nicholas King' and 'Last login: Jun 14, 2019'. The main section is titled 'I want to register for a program at:' and contains a search bar with the placeholder text 'Type organization name or keyword to find a program.', a 'State' dropdown menu, and a blue 'Find' button.

2. Scroll through the search results to find your program. Select the blue link under the Programs header to access the registration form for the program.

Note: If there are no blue links or open programs as shown below, please reach out to your school/organization directly for further information on how to register for a

program that is no longer available on Arbiter Registration.

Programs			
NAME	DATES	PRICE	REGISTRATION
AP Exams Registration	Jun 01, 2021 - Jun 30, 2022	\$80	Opening on 10/15/2020
Athletic Registration	Aug 01, 2021 - Nov 30, 2021	\$35	Open
Chromebook and Insurance Registration	Aug 01, 2021 - Jun 30, 2022	\$0	Closed
Intent to Participate Registration	Jul 01, 2021 - Jun 30, 2022	\$0	Open

If the program you are looking for is closed or not listed, [Click Here](#) to contact the organization.

3. Scroll through the registration form and click the Register Now button. Depending on how lengthy the school or organization's description is -- just keep scrolling until you see it. You can either select the Register Now button or just simply scroll down the page until you see the blue header that says Sections to kick off your registration process.

and character in our children -- developing them into future leaders who will make a difference in the community and beyond.


On behalf of the entire district, we are happy to welcome you to another year of competition and excellence in our athletic program. We are privileged to oversee a program that focuses on developing your child as a student, athlete, and contributing member of this community.

We continue to be proud of our student-athletes whose attitude and character guide everything they do in the classroom and on the sports field!

Important Notes:

- A registration form must be completed every season at familyid.com.
- To be eligible to participate in any sport, a student must meet scholastic requirements, have parental consent, approval of a medical examiner, and insurance.
- Students must have a sports physical turned in to the school before tryouts of their sport of each school year.
- Students and their parents will be provided a copy of rules, regulations, and the county drug policy by the coach of their particular sport.

Please DO NOT create a new FamilyID login if you have signed up for a program in the past. Email support@familyid.com if you do not remember your login information.



781.205.2800

support@familyid.com

Beth Streeter

Trainer

bstreeter@familyid.com

Jamie Schwab

jschwab@familyid.com

Share this organization



Locations

ASFHS

1050 East St.

Lexington, MA 02421

Links

[Preparticipation Physical Exam](#)

4. Select the Section of your choice.

Sections		
<input checked="" type="checkbox"/> Tennis	August 01, 2021 to November 30, 2021	\$35.00
<input type="checkbox"/> Football	August 01, 2021 to November 30, 2021	\$35.00
<input type="checkbox"/> Volleyball	August 01, 2021 to November 30, 2021	\$35.00
<input type="checkbox"/> Cross Country	August 01, 2021 to November 30, 2021	\$35.00

5. To register a participant click on the menubar that states Click here to SELECT or CREATE participant. You will not be able to edit any of the fields until you make your selection.

Participant Information

Welcome back! You have information previously saved in your account.

You can automatically populate your form with your saved information or add new information by clicking below

Click here to SELECT or CREATE participant

PRIMARY

* First name * Last name

* Birth date 2000 * Gender

ADDITIONAL

Most Recent Physical
Please upload your most recent copy.

6. You have the choice to use saved data if you have a family member with information already saved in your Arbiter Registration account. You can also add a new family member by selecting CREATE NEW participant.

Participant Information

Welcome back! You have information previously saved in your account.

You can automatically populate your form with your saved information or add new information by clicking below

Click here to SELECT or CREATE participant

- Steve Dorman (Updated: 07/06/2019 15:28)
- Michael Donlan (Updated: 07/06/2019 15:28)
- Nicholas King (Updated: 07/05/2019 16:26)
- Millicent Mccants (Updated: 07/05/2019 16:26)
- Rachele Hershman (Updated: 05/15/2019 14:10)
- Earl Clancy (Updated: 05/15/2019 14:10)
- Jose Bautista (Updated: 04/05/2019 09:26)
- Rae Rosebrock (Updated: 02/26/2019 12:25)
- Dee Dacruz (Updated: 01/23/2019 09:40)
- Kerry King (Updated: 11/30/2018 15:01)
- Dahlia Cloe (Updated: 11/30/2018 14:49)
- Sam King (Updated: 11/27/2018 11:21)
- Alexis Avery (Updated: 05/09/2018 11:07)
- Under 12 9/1/18 (Updated: 03/07/2018 14:09)
- Michael Donlan (Updated: 01/18/2018 15:35)
- Trevor James (Updated: 07/25/2016 17:43)
- Michelle Lastname (Updated: 07/25/2016 17:27)

CREATE NEW participant

7. If using information for a saved participant, the form will auto-populate with your existing information after you have made your selection. If creating a new participant, simply complete all fields, and continue to scroll through the form until you reach the very bottom of the page.

Make sure to do the following:

Any questions that have not been answered before will need to be completed.

Check over your form to make certain that all required fields are filled in.

Participant Information

Welcome back! You have information previously saved in your account.

You can automatically populate your form with your saved information or add new information by clicking below

CREATE NEW participant

PRIMARY

* First name

* Last name

* Birth date

Month Day 2000

* Gender

ADDITIONAL

Most Recent Physical
Please upload your most recent copy.

Choose File

* Membership/Student ID

Create new Membership/Student ID

Enter Membership/Student ID

8. After you have completely filled in the form, click on the Continue button.

Cancel


Save and Finish Later Continue

DO NOT DOUBLE-CLICK
You must complete all required fields with a red * to continue.

Important: If you have not filled in all fields with a red asterisk, the form will NOT continue. It will bring you back up to the field(s) you have missed. If you are having difficulty, please Save and Finish Later and give support a shout to

troubleshoot. If you have been logged out due to inactivity, support will be unable to retrieve your information. Please start a session and start a new registration.

9. A summary of the registration will be displayed. In order to complete your registration, you will have the option to either select the Pay & Submit button for online payment or the Submit button for submitting your registration. The options available to you are dependent on your organization's program settings.


 REGISTRATION IS NOT YET SUBMITTED.
Click 'SUBMIT' or 'PAY & SUBMIT' button to continue.

Summary		Print Registration		Print Summary	
REGISTRATION STATUS : NOT SUBMITTED		PAYMENT STATUS : NONE			
Participant	Millicent Mccants				
Account owner email	nking@familyjd.com				
Registration date	07/03/2019 12:35 pm				
Organization	Cedar Valley				
Program	2019-20 Student Enrollment				
Sections	Freshman	August 26, 2019 to June 12, 2020	\$25.00		
Total			\$25.00		
Amount paid			\$0.00		
Balance due			\$25.00		

Payment details

Balance Due \$25.00

PAYMENT METHOD
PayPal, Credit or Debit Card

 **PAY & SUBMIT**

PAYMENT METHOD
Cash or Check

Please bring cash or check to the front office
THIS PAYMENT METHOD IS SEPARATE FROM FAMILYJD. PAYMENTS WILL NOT BE REFLECTED IN REGISTRATION BALANCE

SUBMIT

Cancel Registration


Note: For online payments, proceed to complete payment. When the registration has been paid, your registration will be complete AND you will get an email confirmation.

For offline payments (Payments not being taken through Arbiter Registration, other methods of payment your organization may be using) – After you have clicked the Submit button, your registration will be submitted and you will receive an email confirmation from us. For offline payments, please follow further payment instructions listed or reach out to your organization directly if you have any questions.

Payment details

Balance Due \$25.00

PAYMENT METHOD
PayPal, Credit or Debit Card

 **PAY & SUBMIT**

PAYMENT METHOD
Cash or Check

Please bring cash or check to the front office
 THIS PAYMENT METHOD IS SEPARATE FROM FAMILYID. PAYMENTS WILL NOT BE REFLECTED IN REGISTRATION BALANCE

SUBMIT

Cancel Registration

10. When you have successfully submitted your registration, you will see a summary page of your registration that states 'REGISTRATION STATUS: COMPLETED'. You will also receive a confirmation email to the email address associated with your Arbiter Registration account.

Summary

[Resend Receipt](#) [Print Registration](#) [Print Summary](#)

**REGISTRATION STATUS :
COMPLETED**
**PAYMENT STATUS :
NONE**

Participant	Millicent Mccants		
Account owner email	nking@familyid.com		
Registration date	07/05/2019 03:29 pm		
Organization	Cedar Valley		
Program	2019-20 Student Enrollment		
Sections	Freshman	August 26, 2019 to June 12, 2020	\$25.00
	Total		\$25.00
	Amount paid		\$0.00
	Balance due		\$25.00


Payment details

Balance Due \$25.00

You have completed your registration and elected to pay offline. Your payment will not be reflected in the balance above.

If you have not yet made an offline payment and would prefer to pay online, please select the PAY ONLINE button below.

PAYMENT METHOD
PayPal, Credit or Debit Card

 **Pay Online**

Payment instructions
 Please bring cash or check to the front office
 THIS PAYMENT METHOD IS SEPARATE FROM FAMILYID. PAYMENTS WILL NOT BE REFLECTED IN REGISTRATION BALANCE

YOUR REGISTRATION IS COMPLETE