



## Steering Committee #3

Fargo Public Schools | December 5, 2023



# Agenda

- 1 Planning Guidelines
- 2 Community Survey Results
- 3 Planning Area Review/Options
- 4 Small Group Discussion



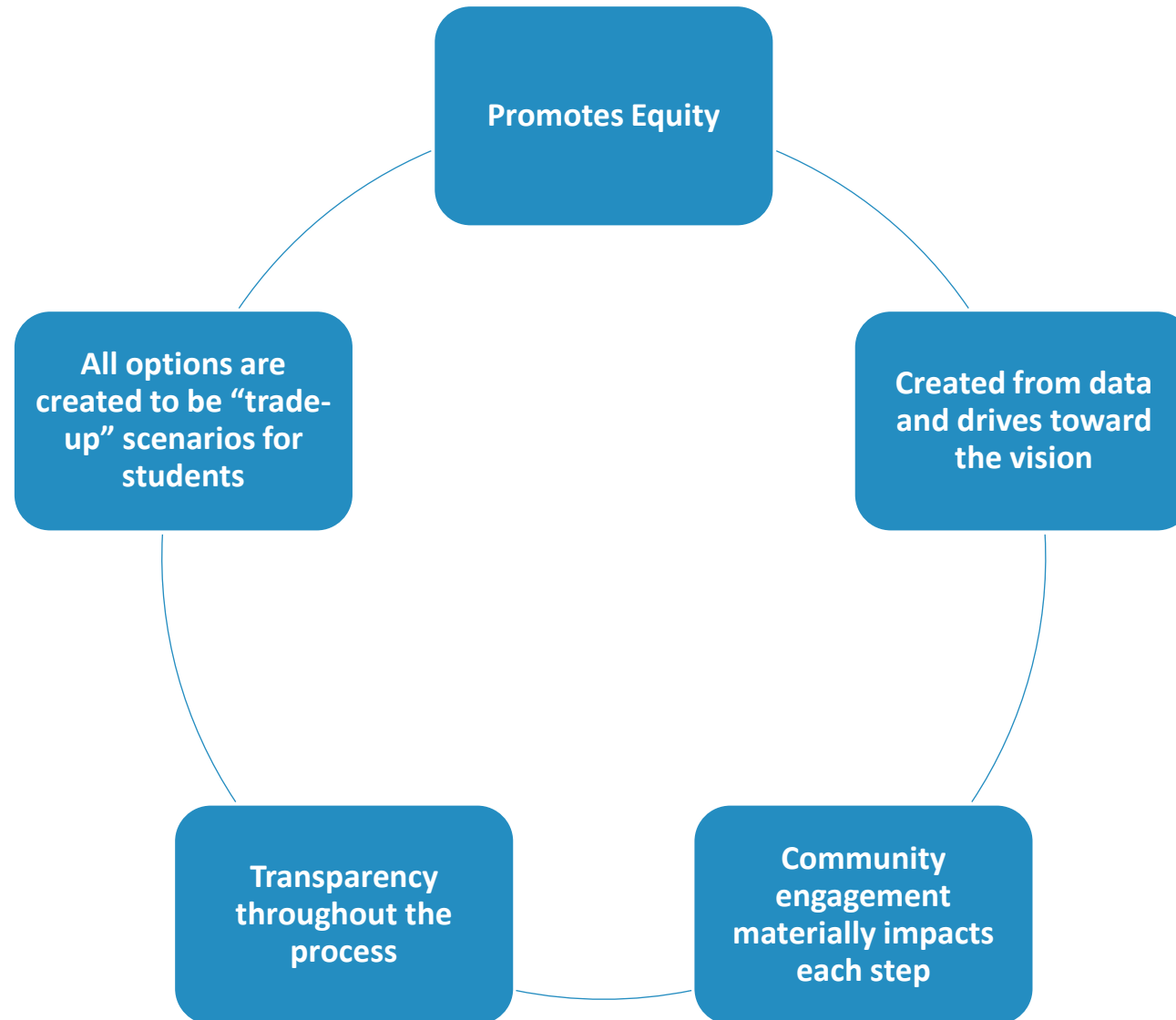
**FARGO PUBLIC SCHOOLS**

*Educating and Empowering All Students to Succeed*



# Process Review and Data

# Planning Guidelines



# Steering Committee

## Role of the Steering Committee

- Keep an objective view and consider the needs of ALL STUDENTS.
- Work in an advisory role to provide feedback and develop facility options and recommendations in coordination with consultants and District Staff
- Inform the community about the process
- Attend 5 two-hour meetings
  - Steering Committee meetings will be held on the following dates from 6:00 to 8:00PM at Carl Ben MS Cafetorium. **December 5, February 6, March 5**

## Keep in mind

- The final long-range facility planning report is not a final decision about future projects.
- Once the final report is approved and before any future projects can move forward, the School Board has a formal process used to approve projects and the financing of projects.
- A transparent public facing process is in place to inform the public and have an opportunity to provide input.



# Community Survey #1 Results

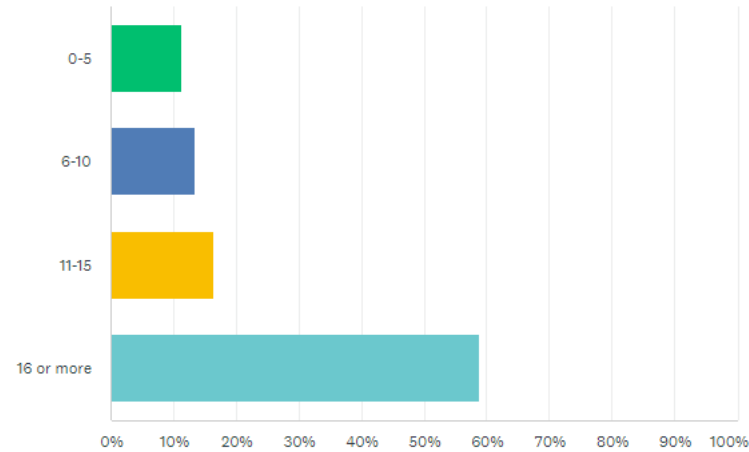
# Survey Results

## Summary Points:

- 531 respondents
- All buildings and programs were represented.
- 65% (286) - Parents/Guardian of a current student
- 41% (180) - Community member
- 31% (137) - Teacher or staff
- 58% (257) - Lived in District 16 or more years
- 41% (181) - 35-44 years old
- 27% (118) - 45-54 years old

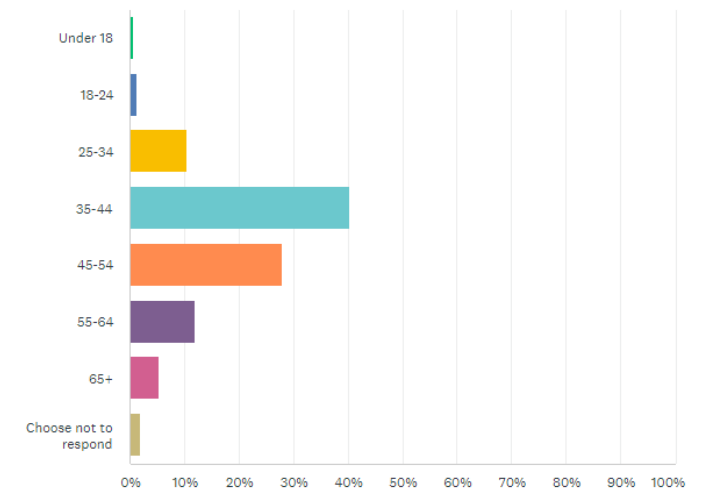
How many years have you lived in the District?

Answered: 409 Skipped: 86



Your age

Answered: 409 Skipped: 86



# Survey Results

## Summary Points:

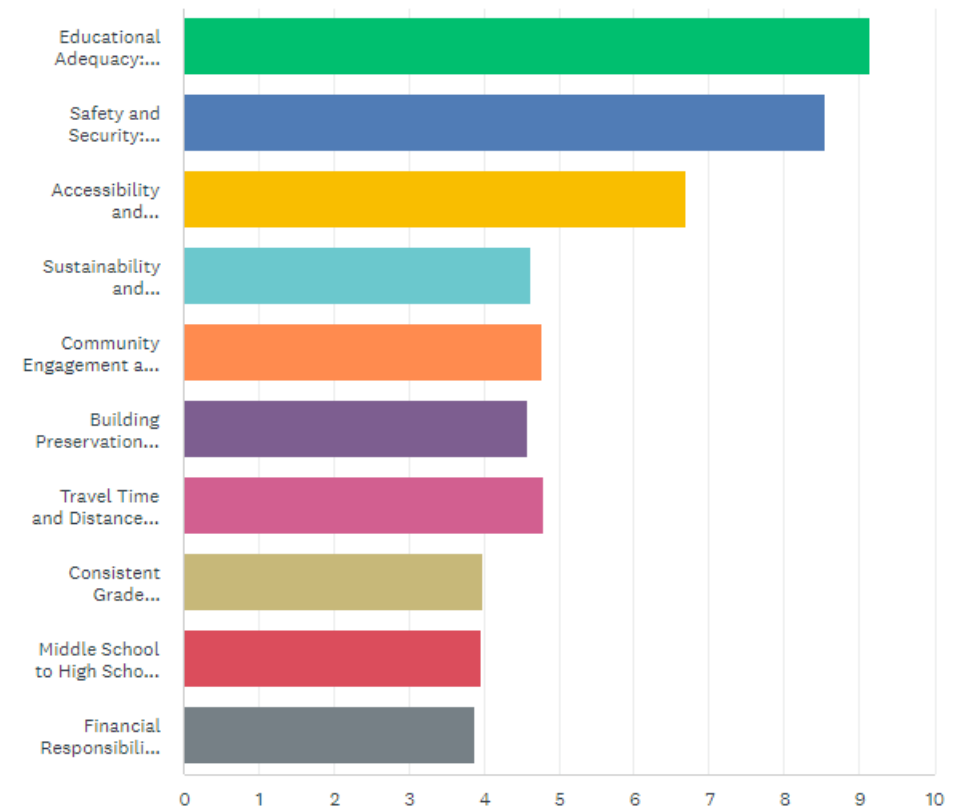
- Educational Adequacy - 55% 1<sup>st</sup> Choice and 24% 2<sup>nd</sup> Choice
- Safety and Security – 25% 1<sup>st</sup> Choice and 41% 2<sup>nd</sup> Choice
- Accessibility/Inclusivity – 34% 3<sup>rd</sup> Choice

## Chosen highest by:

- *Educational Adequacy*: Former students, teacher or staff, and relative of current or former student
- *Safety and Security*: Student
- *Accessibility/Inclusivity*: Teacher or staff
- *Sustainability/Environmental Responsibility*: Student
- *Community Engagement/Partnership*: Grandparent
- *Building Preservation*: Student
- *Travel Time/Distance*: Parent/guardian
- *Consistent Grade Configuration*: Former student and teacher or staff
- *MS to HS Feeder*: Parent/guardian
- *Fiscal Responsibility*: Grandparent

Strategic planning principles for facilities are used to help make decisions about school facilities. Rank the planning principles from top to bottom with the top one being the planning principle you believe should be ranked highest.

Answered: 516 Skipped: 15



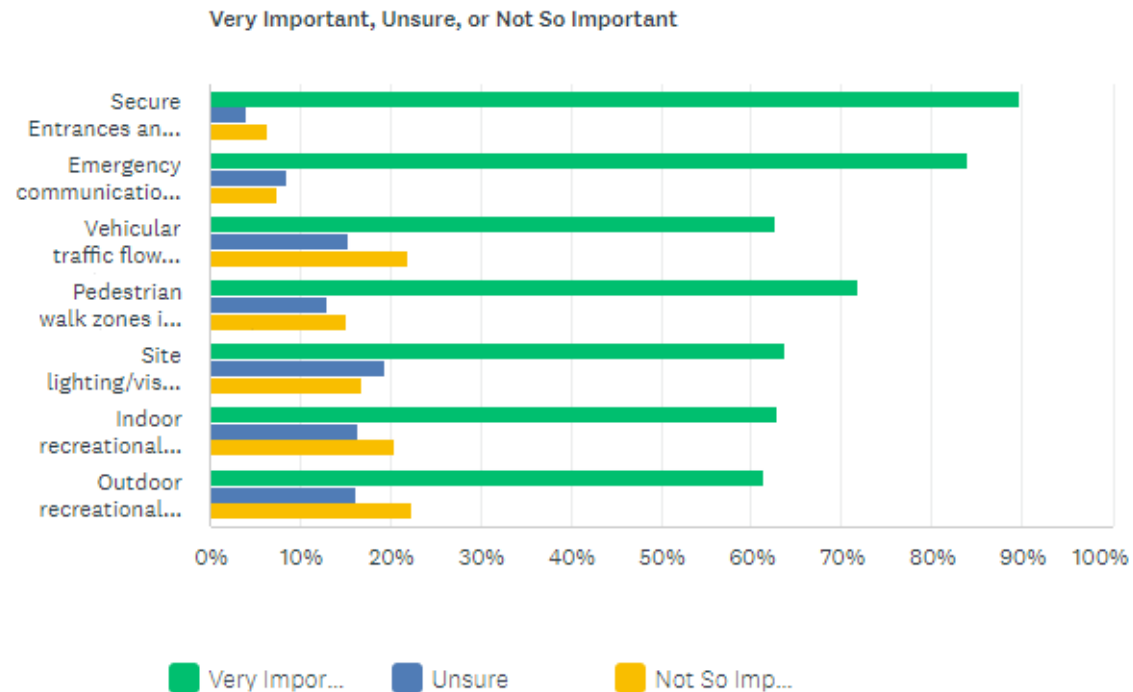
# Survey Results

## Summary Points:

- Secure Entrances and Access to Facilities was selected as Very Important 90% of the time. Ranked highest by parent/guardians.
- Emergency Communications Systems was selected as Very Important 84% of the time. Ranked highest by students.
- Pedestrian walk zones in front of schools was chosen as Very Important 72% of the time.

Given your knowledge of the school facilities please answer the following questions. There is no right or wrong answer. Responses will help us understand what you want FPS to prioritize for its facility investments in safety and security and indoor/outdoor recreational amenities. How important are the following:

Answered: 446 Skipped: 85



# Survey Results

## Summary Points:

- Most common themes around other improvements and renovations to be considered:
  - Facility adequacy
  - Equity for all students
  - Need for redistricting
  - Rebuild Ben Franklin
  - Public use of rec spaces
  - Increased safety and security
  - Restrooms
  - Accessibility for students
  - Consolidate underutilized buildings
  - Renovate older schools

- *“Why are some kids deemed more worthy than others to have a nice building?”*
- *“Neighborhood schools are positive for our community and kids, and we want to keep them going. If the buildings themselves are beyond repair, I'm ok with new construction ... I place more value in the location of the school than the historic sentiment of its character. (Meaning....hold onto the location and do what you must with the building).”*



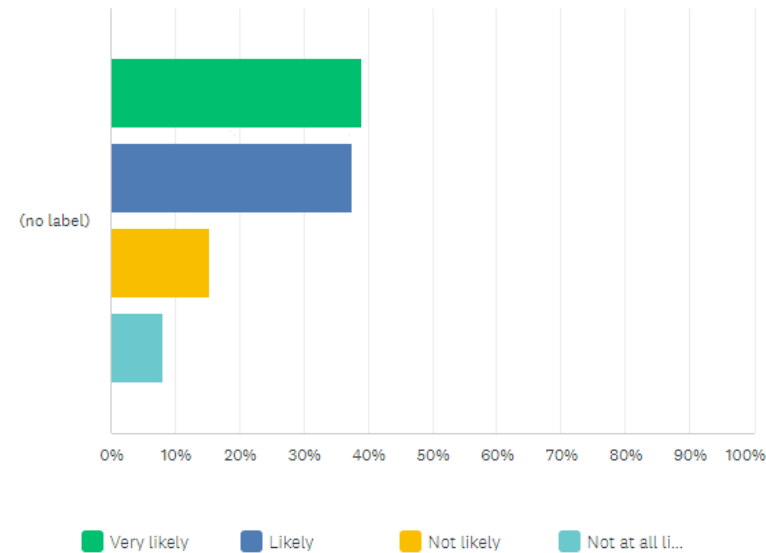
# Survey Results

## Summary Points:

- How likely are you to support increased funding?
  - Does not support: **23.5%** Not Likely or Not At All Likely
    - Fiscally responsible
    - Trust
    - No new taxes
  - Support: **76.5%** Very Likely or Likely
    - Return on investment
    - Depends on the plan
    - Want the best for students and staff
    - Equal investment in North side of District
- Good financial stewards
- Have a clear plan
- Community Engagement
- Invest in the North side of District

Fargo Public Schools oversee facilities, collectively valued at around \$1.5 billion, which are facing funding challenges for their upkeep and modernization. With an average age of 50 years, spanning construction dates from 1909 to 2021, there is a growing need for additional funding to address renovations and improvements beyond what has historically been allocated. How likely are you to support increased funding for these necessary upgrades? Please explain your answer

Answered: 439 Skipped: 92



*“I would be much less enthusiastic about supporting funding for renovations on schools that are relatively new (e.g., Discovery, Davies, Kennedy, Bennett) or on schools that have enrollments SO low that they should really be consolidated with other schools.” – parent/guardian*



# Planning Area Overviews and Options

# Steering Committee #2: Framing the Data and Desired Outcomes

The Steering Committee was asked, “Are the facilities Fargo Public Schools operates now, the ones they should continue to operate for the next 20+ years? Why or why not?”

**We want you to take an “everything is on the table” approach to options! Possibilities include building additions, repurposing buildings/spaces, consolidation of buildings/schools, renovations, grade reconfigurations, etc. to name a few.**

The District has older buildings with the newest one being 2 years old and the oldest is 114 years old.

*Average year built is 1970.*

Utilization in some parts of the District is projected to decline. *Projected to decline in the North ES planning area and in the Central ES planning area.*

Deferred maintenance needs to be addressed.

*Current Need = \$185 Million*

*10-year Need = \$446.5 Million*

Under utilized and under sized, which results in available capacity and small schools.

*Projected to have 2,764+ vacant seats in 2028-29 and 6 schools under 200 enrollment.*



# SC#2 Small Group Discussion Notes

## Additional Comments:

- Maintain a true MS/HS feeder system if possible.
- Central and North ES planning areas have too many buildings.
- Newer schools suit a future forward teaching approach.
- How are schools accounted for in Fargo Growth Plan? (2)
- Are students receiving the same experience?
- Build new with room to expand in the future.
- Equitable class sizes throughout the District.
- Bigger/newer elementaries preferred over renovating/adding to old buildings.
- Of the \$125 million in Ed Ad needs, \$111 million is non-constructable.
- MS don't have to feed a specific HS.



# Community Meeting Small Group Discussion Topics

- **What is your perception of the condition of the FPS schools you are most closely affiliated with?**

Excellent                      Good                      Fair                      Poor

- **Are the facilities Fargo Public Schools operates now, the ones they should continue to operate for the next 20+ years? Why or why not?**
- **What do you think FPS should consider when developing its Long-Range Facilities Plan?**



# Community Meetings Small Group Discussion Notes

## Additional Comments:

- South Fargo will need more schools
- Not continuing the direct feeders may solve some utilization problems
- Parking
- Safe traffic flows
- Climate resiliency/Energy efficiency
- Maintain school differences
- How big is Security issue?
- Return on Investment of renovations/repair
- Community Connections – Fargo Parks, etc.
- Continue to diversify student populations
- Abandon MS direct feeder to HS
- Socio-economic disparities
- Do the buildings and plans reflect best practice in best teaching practices for safe and nurturing spaces?
- Current travel distance is not bad
- Fewer buildings to improve utilization – lower operation costs
- Try to set emotions aside
- Follow the data
- Balance the feeder system
- Tour the buildings
- Online options
- Safety features
- Recreation spaces
- Where is the affordable starter homes?
- Role of public school in student and family life.
- Model of future with options vs traditional
- Real estate markets and family homes
- Post diversion development
- Voices of community should be sought – *yes survey goes out to everyone*
- Competing impact of private schools – are these families surveyed?
- Impact of legislation (now and future)
- Emotions run high when talk of closing schools



# Portfolio Overview – High Schools

School Name	Grades Served	Year Built	Age	Acreage	Total GSF	Design Capacity	Enrollment 23/24	Utilization	SF/Student	FCI	Ed Adq Score	Projected Enroll 2029	Projected Utilization	% Util Change ('24-'29)	Latest Addition/Renovation
Agassiz - Dakota High School, Adult Learning, ECSE		1914	109	4.4	180,600					32%					1991
Davies HS	9th-12	2010	13	20	279,000	1,445	1347	93%	193	11%	93%	1412	98%	5%	
North HS	9th-12	1965	58	31.5	287,824	1,210	1,109	92%	238	36%	87%	1101	91%	-1%	2007
South HS	9th-12	1967	56	34	316,768	1,545	916	59%	205	36%	92%	966	63%	4%	1999
<b>Totals/Averages</b>		<b>1964</b>	<b>59</b>	<b>22</b>	<b>1,064,192</b>	<b>4,200</b>	<b>3,372</b>	<b>80%</b>	<b>212</b>	<b>29%</b>	<b>91%</b>	<b>3,479</b>	<b>83%</b>	<b>3%</b>	<b>2003</b>

## Summary Points:

- **Ed Ad:** Good overall. Scores range from 87-93%. Significant missing spaces at North HS.
- **Condition:** North and South HS are critical.
- **Utilization:** Low at South HS. Projected to be 83% on average.
- **Oldest renovation:** 1986
- **Average year built:** 1981
- **Enrollment:** Projected to be +107 in 2028-29.

## Steering Committee #2 Discussion Notes:

- *Redistrict to fill South HS from Davies HS*
- *Build a centralized CTE/trade school*
- *Consider current locations based on density and growth*
- *Equal opportunities at all HS*

## Community Meeting Discussion Notes:

- *North HS has stood the test of time in regards to design.*
- *North HS – Good condition (3); Davies – Excellent condition*
- *Davies is at capacity with growth continuing.*
- *Special education spaces.*
- *New HS in south*
- *Centralize CTE - Industry skills needed to keep graduates in community*
- *How do we entice students to attend Fargo South? Redistrict, trade programs, elite academic programs, fine arts magnet, etc.*
- *Expansion of lab spaces to create more offerings at North.*



# Portfolio Overview – Middle Schools

School Name	Grades Served	Year Built	Age	Acreage	Total GSF	Design Capacity	Enrollment 23/24	Utilization	SF/Student	FCI	Ed Adq Score	Projected Enroll 2029	Projected Utilization	% Util Change ('24-'29)	Latest Addition/Renovation
Ben Franklin MS	6th-8th	1951	72	5.4	202,064	1,104	889	81%	183	45%	75%	875	79%	-2%	1991
Carl Ben Eielson MS	6th-8th	2005	18	12	178,802	834	649	78%	214	14%	79%	750	90%	12%	
Discovery MS	6th-8th	1994	29	26	224,800	1,065	1010	95%	211	23%	90%	975	92%	-3%	2019
<b>Totals/Averages</b>		<b>1983</b>	<b>40</b>	<b>14</b>	<b>605,666</b>	<b>3,003</b>	<b>2,548</b>	<b>85%</b>	<b>203</b>	<b>28%</b>	<b>81%</b>	<b>2,600</b>	<b>87%</b>	<b>2%</b>	<b>1998</b>

## Summary Points:

- **Ed Ad:** Scores range from 75-90%. Significant missing spaces at Carl Ben Eielson MS.
- **Condition:** Poor except Ben Franklin MS which is critical.
- **Utilization:** OK. Projected to be 87% on average.
- **Oldest renovation:** 1991
- **Average year built:** 1983
- **Enrollment:** Projected to be +52 in 2028-29.

## Steering Committee #2 Discussion Notes:

- *Ben Franklin needs renovation*
- *Redistrict to fill Carl Ben MS*
- *Build a 6<sup>th</sup> or 9<sup>th</sup> Academy to lower utilization at MS level*
- *New MS in the north – New location to replace Ben Franklin*
  - *Build new MS on Longfellow site*
- *Consider current locations based on density and growth*
- *Discovery MS becomes a Feeder for South HS, decrease capacity and move Aggasiz programs to Discovery MS*
- *Build new MS to feed Davies (2)*
- *Discovery MS becomes a K-8 and feed South HS*
- *Ben Franklin site becomes new ES site*

## Community Meeting Discussion Notes:

- *Ben Franklin – Poor condition (7)*
- *Ben Franklin needs new site and building (3); Repurpose site for new ES*
- *Carl Ben Addition (2)*
- *Green space at Ben Franklin is too small. Not worth \$ to update.*
- *Buy park land by McKinley to rebuild Ben Franklin on that site*



# Portfolio Overview – ES South

School Name	Grades Served	Year Built	Age	Acreage	Total GSF	Design Capacity	Enrollment 23/24	Utilization	SF/Student	FCI	Ed Adq Score	Projected Enroll 2029	Projected Utilization	% Util Change ('24-'29)	Latest Addition/Renovation
Bennett ES	K-5	2000	23	15	90,268	680	630	93%	133	31%	89%	624	92%	-1%	2009
Centennial ES	K-5	1989	34	19	75,070	680	621	91%	110	33%	82%	645	95%	4%	1996
Eagles ES	K-5	1969	54	6	83,906	424	306	72%	198	15%	85%	290	68%	-4%	2018
Kennedy ES	K-5	2006	17	15	90,984	696	454	65%	131	34%	91%	542	78%	13%	2011
<b>Totals/Averages</b>		<b>1991</b>	<b>32</b>	<b>14</b>	<b>340,228</b>	<b>2,480</b>	<b>2,011</b>	<b>81%</b>	<b>143</b>	<b>29%</b>	<b>87%</b>	<b>2,101</b>	<b>85%</b>	<b>4%</b>	<b>1998</b>

## Summary Points:

- **Ed Ad:** Scores are good. Significant missing spaces at Bennett and Centennial ES.
- **Condition:** Poor
- **Utilization:** Projected to be 85% on average.
- **Oldest renovation:** 1996
- **Average year built:** 1991
- **Enrollment:** Projected to be +90 in 2028-29.

## Steering Committee #2 Discussion Notes:

- *New school not needed*
- *Build new school to anticipate continued growth (3)*

## Community Meeting Discussion Notes:

- *Mixed feelings about consolidation*
- *No split campus*
- *Combine underutilized buildings to create diversity*
- *Excellent Condition – Eagles; Good to Excellent – Centennial; Good to Fair – Bennett*
- *Negative of portables at Bennett*
- *Numbers do not indicate the need for new schools on the southside yet*



# Portfolio Overview – ES Central

School Name	Grades Served	Year Built	Age	Acreage	Total GSF	Design Capacity	Enrollment 23/24	Utilization	SF/Student	FCI	Ed Adq Score	Projected Enroll 2029	Projected Utilization	% Util Change ('24-'29)	Latest Addition/Renovation
Clara Barton ES	3rd-5th	1927	96	4	54,968	288	169	59%	191	44%	74%	171	59%	0%	2002
Hawthorne ES	K-2	1958	65	3.8	35,719	192	162	84%	186	43%	66%	171	89%	5%	1986
Jefferson ES	K-5	2008	15	5	60,637	272	293	108%	223	28%	79%	304	112%	4%	
Lewis & Clark ES	K-5	1954	69	16	73,821	544	438	81%	136	48%	80%	465	85%	4%	1990
Lincoln ES	K-5	1962	61	14	75,000	544	320	59%	138	42%	82%	281	52%	-7%	1992
Ed Clapp ES	K-5	2014	9	19	83,809	544	438	81%	154	5%	91%	417	77%	-4%	
<b>Totals/Averages</b>		<b>1971</b>	<b>53</b>	<b>10</b>	<b>383,954</b>	<b>2,384</b>	<b>1,820</b>	<b>76%</b>	<b>171</b>	<b>33%</b>	<b>79%</b>	<b>1,809</b>	<b>76%</b>	<b>-1%</b>	<b>1998</b>

## Summary Points:

- **Ed Ad:** Scores are up and down. Significant missing spaces at Hawthorne, Lewis and Clark, Lincoln, and Ed Clapp ES.
- **Condition:** Poor to Critical. Good at Ed Clapp ES.
- **Utilization:** Inconsistent and low. Projected to be 76% on average.
- **Oldest renovation:** 1986
- **Average year built:** 1971
- **Enrollment:** Projected to be -11 in 2028-29.
- 2 schools <200 enrollment.

## Steering Committee #2

### Discussion Notes:

- *Build new and combine split campuses (4/6)*
- *Focus on buildings with low Ed Ad*
- *Centralize ECSE in one building built for 3-5 year olds (2)*
- *Redistrict to balance utilization*
- *Repurpose Hawthorne for ECSE*

## Community Meeting Discussion Notes:

- *Mixed feelings about consolidation*
- *No split campus (4); Lower operation costs/redundant staff/time away from educating student*
- *Combine underutilized buildings to create diversity*
- *Walkability (3); How many students walk to school?*
- *Some concerns with poor conditions at ES – gets expensive to repair/replace at older schools.*
- *Combine split campuses (2) – Hawthorne/Clara Barton/Lincoln*
- *Do areas of town have unique needs?; How do schools and city collaborate?; Downtown development*
- *Will central Fargo survive without neighborhood schools?*



# Portfolio Overview – ES North

School Name	Grades Served	Year Built	Age	Acreage	Total GSF	Design Capacity	Enrollment 23/24	Utilization	SF/Student	FCI	Ed Adq Score	Projected Enroll 2029	Projected Utilization	% Util Change ('24-'29)	Latest Addition/Renovation
Horace Mann ES	K-2	1915	108	4	43,856	256	161	63%	171	48%	67%	162	63%	0%	1996
Longfellow ES	K-5	1962	61	14	73,266	416	384	92%	176	23%	85%	339	81%	-11%	2007
Madison ES	K-5	1958	65	8.5	44,025	288	138	48%	153	47%	79%	142	49%	1%	1999
McKinley ES	K-5	1958	65	8	38,147	272	158	58%	140	42%	71%	158	58%	0%	1965
Roosevelt ES	3rd-5th	1909	114	3	46,943	288	187	65%	163	49%	67%	172	60%	-5%	
Washington ES	K-5	1953	70	7	74,287	416	312	75%	179	50%	80%	277	67%	-8%	1996
<b>Totals/Averages</b>		<b>1943</b>	<b>81</b>	<b>7</b>	<b>320,524</b>	<b>1,936</b>	<b>1,340</b>	<b>69%</b>	<b>164</b>	<b>42%</b>	<b>75%</b>	<b>1,250</b>	<b>65%</b>	<b>-7%</b>	<b>1998</b>

## Summary Points:

- **Ed Ad:** Scores are up and down. Significant missing spaces at Longfellow, McKinley, and Washington ES.
- **Condition:** All Critical except Longfellow ES which is poor.
- **Utilization:** Low in all schools except Longfellow ES. Projected to be 65% on average.
- **Oldest renovation:** 1965
- **Average year built:** 1943
- **Enrollment:** Projected to be -90 in 2028-29.
- 4 schools <200 enrollment.

## Steering Committee #2 Discussion Notes:

- Consolidate and build new to reduce number of buildings (5/6)
- Focus on buildings with low Ed Ad
- Repurpose the Roosevelt or McKinley buildings
  - McKinley repurposed for ECSE
- Move ECSE classrooms from Longfellow to central location
- McKinley site becomes new MS site

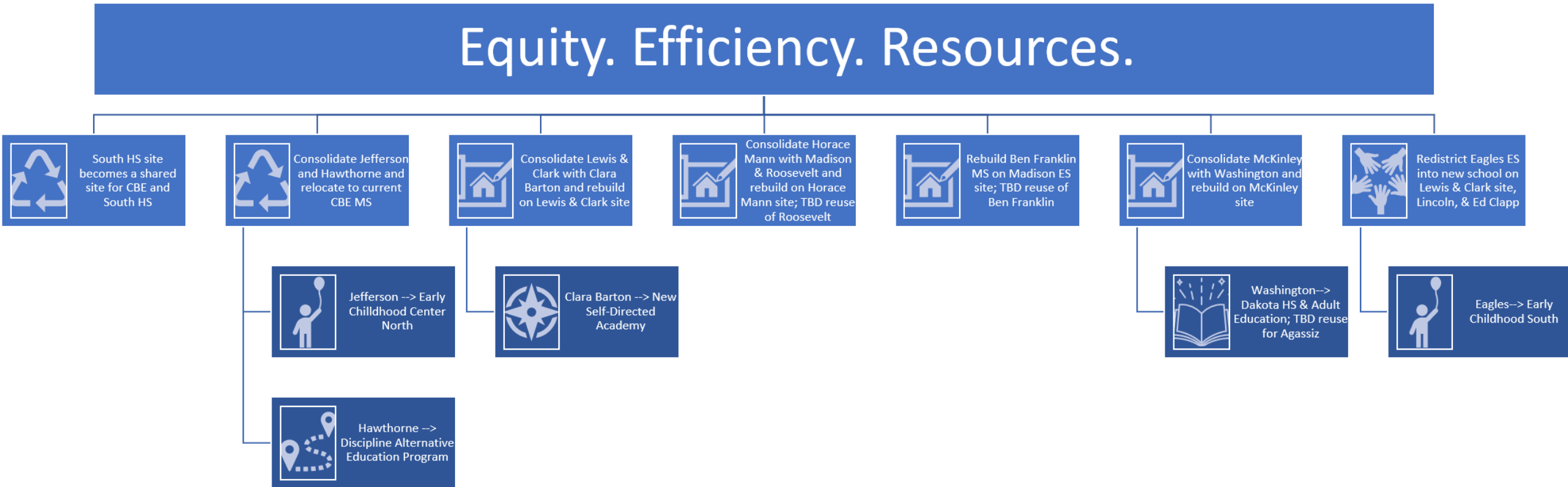
## Community Meeting Discussion Notes:

- Condition is fair to poor
- Mixed feelings about consolidation
- No split campus (2)
- Combine underutilized buildings to create diversity
- Walkability (3)
- Value of school for the neighborhood (2); School is extremely important to the quality of life in neighborhood.
- Concern about socio-economic differences (Example of bringing HM and Madison together)
- # of students and capacity
- How much influence do developers have in school building planning?
- New northside MS and ES
- Consolidate split campuses – lower operation costs/redundant staff/time away from educating students



# DRAFT Options for SC Review

## Equity. Efficiency. Resources.



Buildings/Sites to receive priority maintenance: North HS, Davies HS, Discovery MS, Longfellow ES, Bennett ES, Centennial ES, Kennedy ES, Ed Clapp ES, Lincoln ES

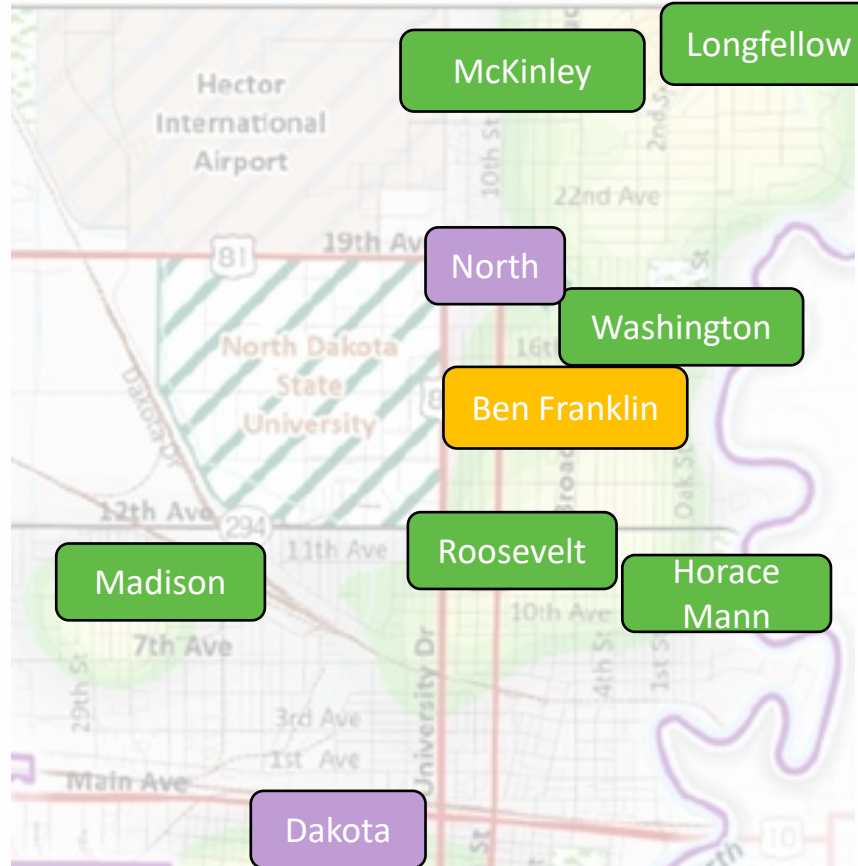


# North – CURRENT

HS

MS

ES



# North – DRAFT VISION FOR SC REVIEW


HS

MS

ES




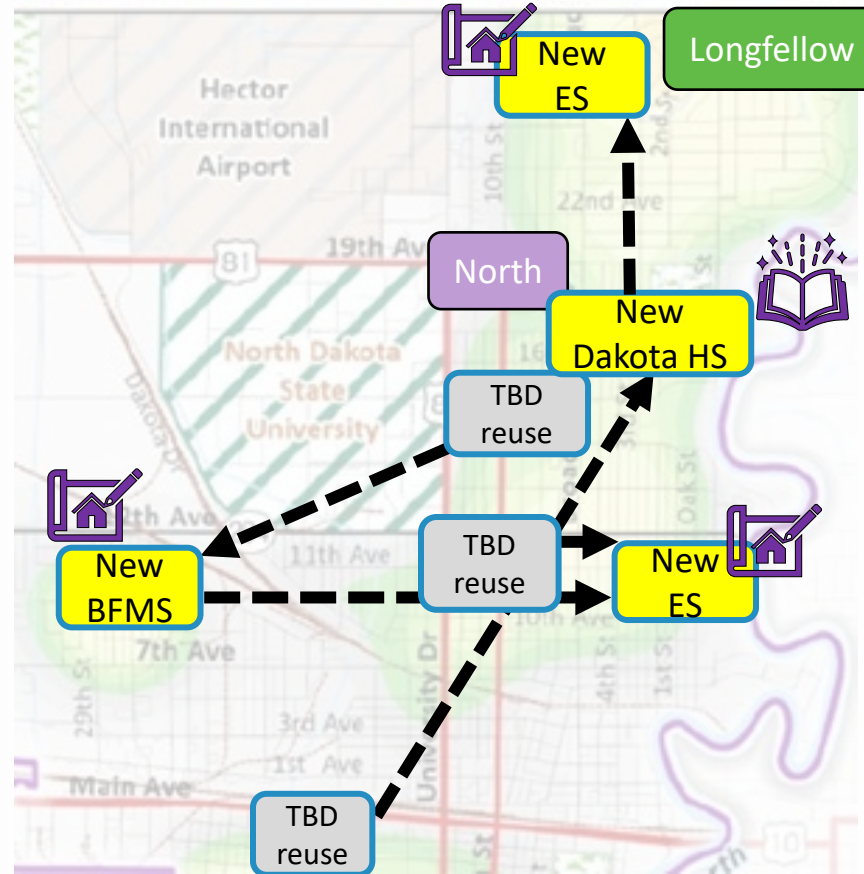
Rebuild Ben Franklin MS on Madison ES site; TBD reuse of Ben Franklin



Consolidate Horace Mann with Madison & Roosevelt and rebuild on Horace Mann site; TBD reuse of Roosevelt



Consolidate McKinley with Washington and rebuild on McKinley site



Washington--> Dakota HS & Adult Education; TBD reuse for Agassiz

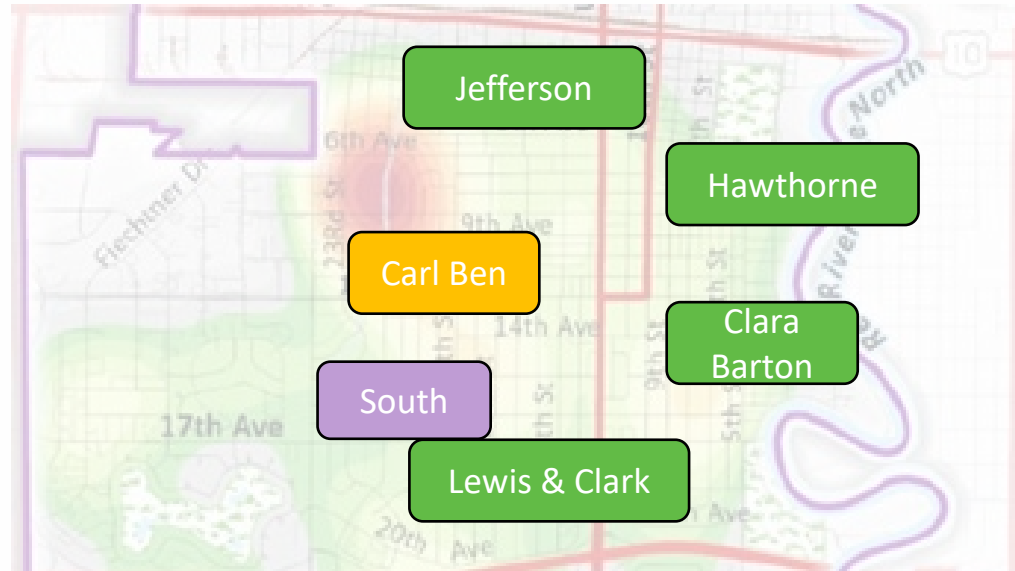


# Central – CURRENT

HS

MS

ES



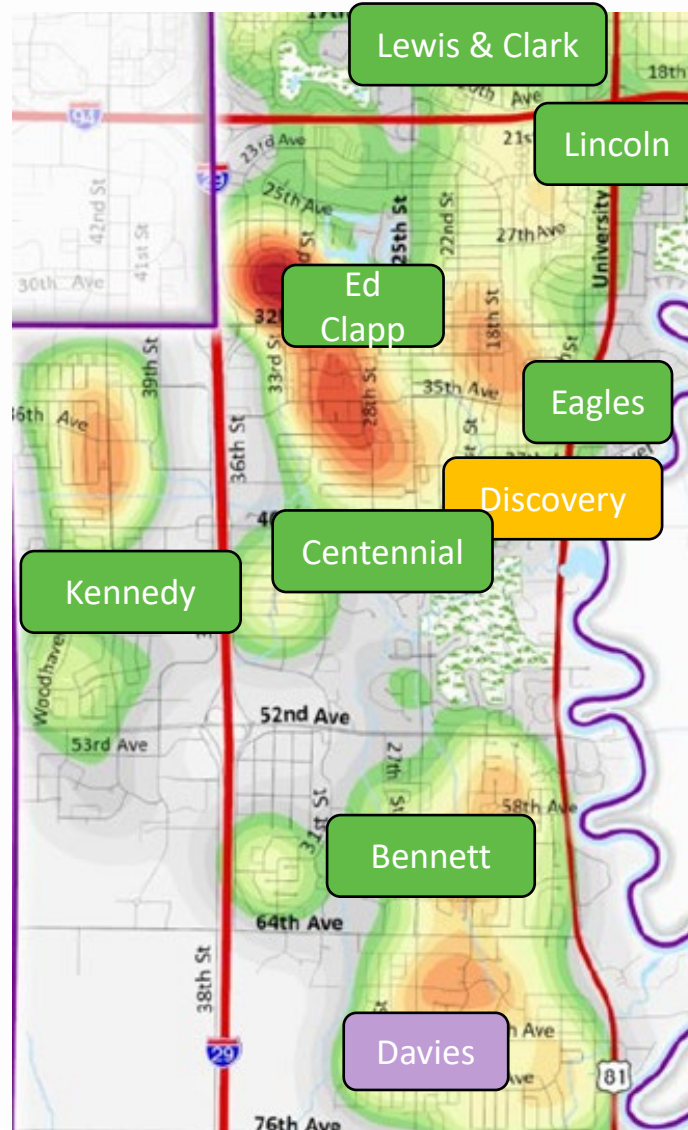


# South – CURRENT

HS

MS

ES



# South – DRAFT VISION FOR SC REVIEW

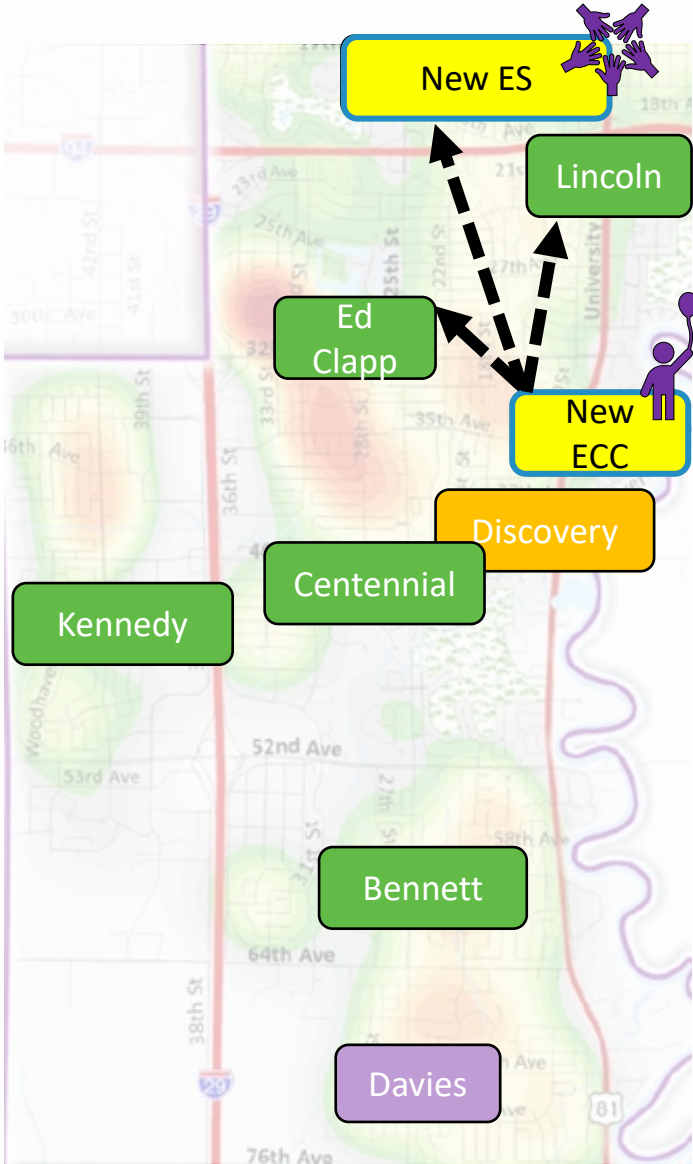
HS

MS

ES



Redistrict Eagles ES into new school on Lewis & Clark site, Lincoln, & Ed Clapp



Eagles--> Early Childhood South



# District – DRAFT VISION FOR SC REVIEW

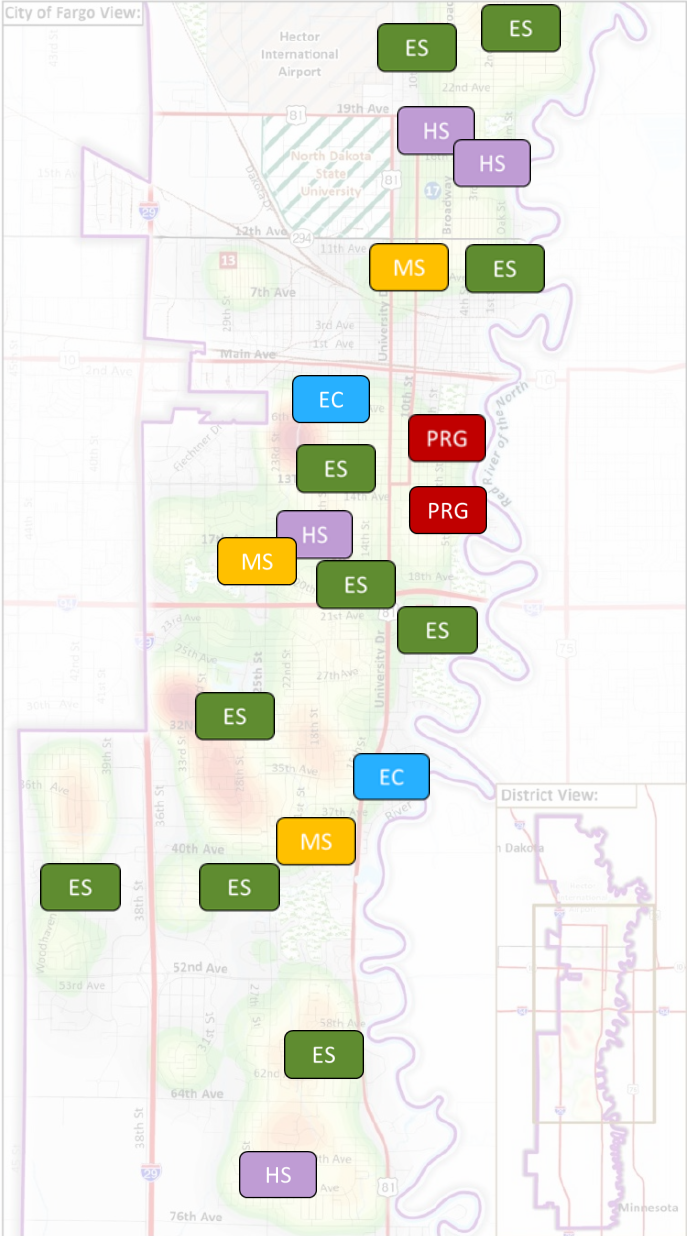
HS

MS

ES

EC

PRG



# End state



# Small Group Discussion

# Small Group Discussion

- 1. What do you like best about the draft options presented? Top 5**
- 2. What additions or changes would you make to the draft options presented?**
- 3. Provide benefits and challenges for the options presented.**





# Next Steps

# Project Timeline

Fargo Public Schools: Draft LRFP Schedule	2023					2024		
	August	September	October	November	December	January	February	March
Project Kick-off & Board Meeting (August 29, 2023)	29-Aug							
Visioning, Framework for Planning, and Steering Committee Selection								
Data Review & Background Report								
<b>SC 1: Initial Data Review &amp; Planning Process Introduction</b>			11-Oct					
<b>SC 2: Data Review &amp; Draft Framework for Options Development</b>				1-Nov				
Board Presentation: Draft Framework for Options Development (2x2)				2-Nov				
<b>Community Meetings: Data Review &amp; Planning Framework</b>				11/14, 15, 16				
<b>Survey 1</b>				Wk of 11/20				
Exec. Team: Draft Options				11/27&28				
<b>SC 3: Review Draft Options/Survey Results &amp; Prepare for Community Meeting and Survey 2</b>					5-Dec			
Board Presentation: LRFP Options					12-Dec			
<b>Focus Groups (Identified populations most impacted by the Draft Options)</b>						TBD		
<b>Community Meetings: Draft Options &amp; Focus Group Feedback</b>						Wk of 1/10		
<b>Survey 2</b>						Jan 10-24		
<b>SC 4: Review Survey Data and Draft Recommendations</b>							6-Feb	
Exec. Team: Draft LRFP Recommendations							8-Feb	
Board Meeting: Review Draft LRFP Recommendations (2x2)							21-Feb	
<b>SC 5: Review Draft Recommendations</b>								5-Mar
Final Report & Board Presentation								26-Mar

