



LEAD | GROW | SERVE


Georgetown Independent School District  
Annual Investment Report  
2018-2019

**Georgetown ISD  
Quarterly Investment Report  
July 1, 2018 - September 30, 2018**

**Portfolio Summary Management Report**

This quarterly report is prepared in compliance with Investment Policy and Strategy of the District and the Public Funds Investment Act (Chapter 2256, Texas Government Code).

Portfolio as of 6/30/18		Portfolio as of 9/30/18	
Beginning Book Value	\$ 105,118,350	Ending Book Value	\$ 56,488,569
Beginning Market Value	\$ 105,118,350	Ending Market Value	\$ 56,488,569
		Investment Income for quarter	\$ 356,800
		Unrealized Gain/Loss	\$ -
WAM at Beginning Period Date	1 day	WAM at Ending Period Date (1)	1 day
		Change in Market Value (2)	\$ (48,629,781)
<b>Average Yield to Maturity for period</b>		<b>2.01%</b>	
<b>Average Yield 90-Day Treasury Bill for period</b>		<b>2.07%</b>	
<b>Average Yield 180-Day Treasury Bill for period</b>		<b>2.25%</b>	
<b>Average Yield 1-Year Treasury Bill for period</b>		<b>2.46%</b>	

  
Pam Sanchez, Chief Financial Officer

10/31/18  
Date

  
Carol Malcik, Director of Finance

10.31.18  
Date

1WAM - weighted average maturity

2"Change in Market Value" is required data, but will primarily reflect the receipt and expenditure of the District's funds from month to month.

**Georgetown ISD**  
**Quarterly Investment Report**  
**October 1, 2018 - December 31, 2018**

**Portfolio Summary Management Report**

This quarterly report is prepared in compliance with Investment Policy and Strategy of the District and the Public Funds Investment Act (Chapter 2256, Texas Government Code).

<b>Portfolio as of 9/30/18</b>		<b>Portfolio as of 12/31/18</b>	
Beginning Book Value	\$ 56,488,569	Ending Book Value	\$ 92,691,347
Beginning Market Value	\$ 56,488,569	Ending Market Value	\$ 92,691,347
		Investment Income for quarter	\$ 294,628
		Unrealized Gain/Loss	\$ -
<b>WAM at Beginning Period Date</b>	<b>1 day</b>	<b>WAM at Ending Period Date (1)</b>	<b>1 day</b>
		<b>Change in Market Value (2)</b>	<b>\$ 36,202,778</b>
	<b>Average Yield to Maturity for period</b>		<b>2.20%</b>
	<b>Average Yield 90-Day Treasury Bill for period</b>		<b>2.36%</b>
	<b>Average Yield 180-Day Treasury Bill for period</b>		<b>2.50%</b>
	<b>Average Yield 1-Year Treasury Bill for period</b>		<b>2.67%</b>

  
 Pam Sanchez, Chief Financial Officer

  
 Date

  
 Carol Malcik, Director of Finance

  
 Date

1 WAM - weighted average maturity

2 "Change in Market Value" is required data, but will primarily reflect the receipt and expenditure of the District's funds from month to month.




**Georgetown ISD**  
**Quarterly Investment Report**  
**January 1, 2019 - March 31, 2019**

**Portfolio Summary Management Report**

This quarterly report is prepared in compliance with Investment Policy and Strategy of the District and the Public Funds Investment Act (Chapter 2256, Texas Government Code).

<p>Portfolio as of 12/31/2018</p> <p>Beginning Book Value                   \$ 92,691,347</p> <p>Beginning Market Value               \$ 92,691,347</p> <p>WAM at Beginning Period Date           1 day</p> <p style="text-align: right;"><b>Average Yield to Maturity for period                   2.51%</b></p> <p style="text-align: right;"><b>Average Yield 90-Day Treasury Bill for period           2.44%</b></p> <p style="text-align: right;"><b>Average Yield 180-Day Treasury Bill for period       2.51%</b></p> <p style="text-align: right;"><b>Average Yield 1-Year Treasury Bill for period       2.54%</b></p>	<p>Portfolio as of 3/31/2019</p> <p>Ending Book Value                       \$ 232,983,371</p> <p>Ending Market Value                   \$ 232,983,371</p> <p>Investment Income for quarter       \$ 1,127,910</p> <p>Unrealized Gain/Loss                 \$ -</p> <p>WAM at Ending Period Date (1)       1 day</p> <p>Change in Market Value (2)           \$ 140,292,024</p>
---	---

  
 Pam Sanchez, Chief Financial Officer

4/10/19  
 Date

  
 Carol Malcik, Director of Finance

4/10/19  
 Date

1 WAM - weighted average maturity

2 "Change in Market Value" is required data, but will primarily reflect the receipt and expenditure of the District's funds from month to month.



**Georgetown ISD  
Quarterly Investment Report  
April 1, 2019 - June 30, 2019**

**Portfolio Summary Management Report**

This quarterly report is prepared in compliance with Investment Policy and Strategy of the District and the Public Funds Investment Act (Chapter 2256, Texas Government Code).

Portfolio as of 3/31/2019		Portfolio as of 6/30/2019	
Beginning Book Value	\$ 232,983,371	Ending Book Value	\$ 199,840,288
Beginning Market Value	\$ 232,983,371	Ending Market Value	\$ 199,840,288
		Investment Income for quarter	\$ 1,351,549
		Unrealized Gain/Loss	\$ -
WAM at Beginning Period Date	1 day	WAM at Ending Period Date (1)	1 day
		Change in Market Value (2)	\$ (33,143,083)
<b>Average Yield to Maturity for period</b>		<b>2.50%</b>	
<b>Average Yield 90-Day Treasury Bill for period</b>		<b>2.35%</b>	
<b>Average Yield 180-Day Treasury Bill for period</b>		<b>2.36%</b>	
<b>Average Yield 1-Year Treasury Bill for period</b>		<b>2.26%</b>	

  
 Pam Sanchez, Chief Financial Officer

  
 Date

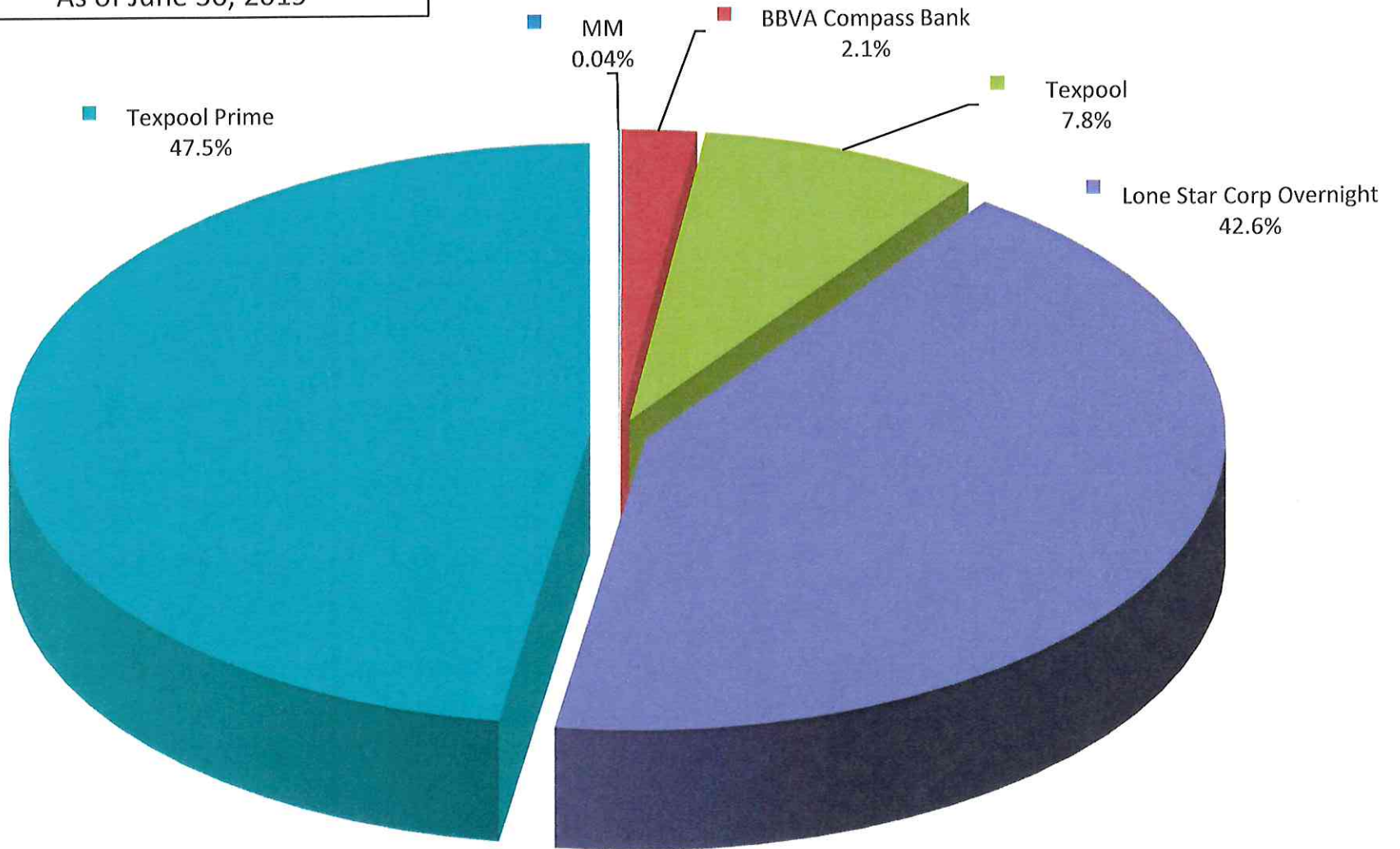
  
 Carol Malcik, Director of Finance

  
 Date

1WAM - weighted average maturity

2"Change in Market Value" is required data, but will primarily reflect the receipt and expenditure of the District's funds from month to month.

**Georgetown ISD Portfolio Allocation**  
As of June 30, 2019




**Georgetown ISD  
Portfolio Management  
Portfolio Summary  
June 30, 2019**

Investments	Par Value	Market Value	Book Value	% of Portfolio	Term	Days to Maturity	YTM 365 Equiv.
Money Markets	79,278.11	79,278.11	79,278.11	0.04%	1	1	2.120
BBVA Compass Bank	4,144,125.02	4,144,125.02	4,144,125.02	2.07%	1	1	0.600
Texpool	15,580,456.23	15,580,456.23	15,580,456.23	7.80%	1	1	2.381
Lone Star Corp Overnight	85,144,589.32	85,144,589.32	85,144,589.32	42.61%	1	1	2.500
Texpool Prime	<u>94,891,839.66</u>	<u>94,891,839.66</u>	<u>94,891,839.66</u>	<u>47.48%</u>	<u>1</u>	<u>1</u>	<u>2.523</u>
							2.462
Total Investments	199,840,288.34	199,840,288.34	199,840,288.34	100.00%	1	1	
Total Earnings	June 30 Month Ending		Fiscal Year to Date				
Current Year	419,024.33		3,136,794.60				

This report is presented in accordance with the Texas Government Code Title 10 Section 2256.023. The below signed hereby certify that, to the best of their knowledge on the date this report was created, Georgetown ISD is in compliance with the provisions of Government Code 2256 and with the stated policies and strategies of Georgetown ISD.

  
 \_\_\_\_\_  
 Pam Sanchez, Chief Financial Officer

7/17/19  
 \_\_\_\_\_  
 Date

  
 \_\_\_\_\_  
 Carol Malcik, Director of Finance

7/17/19  
 \_\_\_\_\_  
 Date

Reporting period 6/1/2019-6/30/2019