



LEAD | GROW | SERVE

Georgetown Independent School District
Annual Investment Report
2019-2020



Georgetown ISD
Quarterly Investment Report
July 1, 2019 - September 30, 2019

Portfolio Summary Management Report

This quarterly report is prepared in compliance with Investment Policy and Strategy of the District and the Public Funds Investment Act (Chapter 2256, Texas Government Code).

<table style="width: 100%;"> <tr> <td>Portfolio as of 6/30/2019</td> <td></td> </tr> <tr> <td>Beginning Book Value</td> <td style="text-align: right;">\$ 199,840,288</td> </tr> <tr> <td>Beginning Market Value</td> <td style="text-align: right;">\$ 199,840,288</td> </tr> <tr> <td> WAM at Beginning Period Date</td> <td style="text-align: right;"> 1 day</td> </tr> <tr> <td> Average Yield to Maturity for period</td> <td style="text-align: right;"> 2.31%</td> </tr> <tr> <td>Average Yield 90-Day Treasury Bill for period</td> <td style="text-align: right;">2.03%</td> </tr> <tr> <td>Average Yield 180-Day Treasury Bill for period</td> <td style="text-align: right;">1.97%</td> </tr> <tr> <td>Average Yield 1-Year Treasury Bill for period</td> <td style="text-align: right;">1.85%</td> </tr> </table>	Portfolio as of 6/30/2019		Beginning Book Value	\$ 199,840,288	Beginning Market Value	\$ 199,840,288	 WAM at Beginning Period Date	 1 day	 Average Yield to Maturity for period	 2.31%	Average Yield 90-Day Treasury Bill for period	2.03%	Average Yield 180-Day Treasury Bill for period	1.97%	Average Yield 1-Year Treasury Bill for period	1.85%	<table style="width: 100%;"> <tr> <td>Portfolio as of 9/30/2019</td> <td></td> </tr> <tr> <td>Ending Book Value</td> <td style="text-align: right;">\$ 137,100,962</td> </tr> <tr> <td>Ending Market Value</td> <td style="text-align: right;">\$ 137,100,962</td> </tr> <tr> <td>Investment Income for quarter</td> <td style="text-align: right;">\$ 980,713</td> </tr> <tr> <td>Unrealized Gain/Loss</td> <td style="text-align: right;">\$ -</td> </tr> <tr> <td> WAM at Ending Period Date (1)</td> <td style="text-align: right;"> 1 day</td> </tr> <tr> <td> Change in Market Value (2)</td> <td style="text-align: right;"> \$ (62,739,326)</td> </tr> </table>	Portfolio as of 9/30/2019		Ending Book Value	\$ 137,100,962	Ending Market Value	\$ 137,100,962	Investment Income for quarter	\$ 980,713	Unrealized Gain/Loss	\$ -	 WAM at Ending Period Date (1)	 1 day	 Change in Market Value (2)	 \$ (62,739,326)
Portfolio as of 6/30/2019																															
Beginning Book Value	\$ 199,840,288																														
Beginning Market Value	\$ 199,840,288																														
 WAM at Beginning Period Date	 1 day																														
 Average Yield to Maturity for period	 2.31%																														
Average Yield 90-Day Treasury Bill for period	2.03%																														
Average Yield 180-Day Treasury Bill for period	1.97%																														
Average Yield 1-Year Treasury Bill for period	1.85%																														
Portfolio as of 9/30/2019																															
Ending Book Value	\$ 137,100,962																														
Ending Market Value	\$ 137,100,962																														
Investment Income for quarter	\$ 980,713																														
Unrealized Gain/Loss	\$ -																														
 WAM at Ending Period Date (1)	 1 day																														
 Change in Market Value (2)	 \$ (62,739,326)																														

Pam Sanchez, Chief Financial Officer

10/15/19
 Date

Carol Malcik, Director of Finance

10.15.19
 Date

1WAM - weighted average maturity
 2"Change in Market Value" is required data, but will primarily reflect the receipt and expenditure of the District's funds from month to month.



Georgetown ISD
Quarterly Investment Report
October 1, 2019 - December 31, 2019

Portfolio Summary Management Report

This quarterly report is prepared in compliance with Investment Policy and Strategy of the District and the Public Funds Investment Act (Chapter 2256, Texas Government Code).

<p>Portfolio as of 9/30/2019</p> <p>Beginning Book Value \$ 137,100,962</p> <p>Beginning Market Value \$ 137,100,962</p> <p>WAM at Beginning Period Date 1 day</p> <p style="text-align: center;">Average Yield to Maturity for period 1.88%</p> <p style="text-align: center;">Average Yield 90-Day Treasury Bill for period 1.61%</p> <p style="text-align: center;">Average Yield 180-Day Treasury Bill for period 1.61%</p> <p style="text-align: center;">Average Yield 1-Year Treasury Bill for period 1.58%</p>	<p>Portfolio as of 12/31/2019</p> <p>Ending Book Value \$ 157,265,449</p> <p>Ending Market Value \$ 157,265,449</p> <p>Investment Income for quarter \$ 602,967</p> <p>Unrealized Gain/Loss \$ -</p> <p>WAM at Ending Period Date (1) 1 day</p> <p>Change in Market Value (2) \$ 20,164,487</p>
--	---

 Pam Sanchez, Chief Financial Officer

1/13/20
 Date

 Carol Malcik, Director of Finance

1/8/2020
 Date

1 WAM - weighted average maturity

2 "Change in Market Value" is required data, but will primarily reflect the receipt and expenditure of the District's funds from month to month.



Georgetown ISD
Quarterly Investment Report
January 1, 2020 - March 31, 2020

Portfolio Summary Management Report

This quarterly report is prepared in compliance with Investment Policy and Strategy of the District and the Public Funds Investment Act (Chapter 2256, Texas Government Code).

<p>Portfolio as of 12/31/2019</p> <p>Beginning Book Value \$ 157,265,449</p> <p>Beginning Market Value \$ 157,265,449</p> <p>WAM at Beginning Period Date 1 day</p> <p style="text-align: center;">Average Yield to Maturity for period 1.59%</p> <p style="text-align: center;">Average Yield 90-Day Treasury Bill for period 1.10%</p> <p style="text-align: center;">Average Yield 180-Day Treasury Bill for period 1.10%</p> <p style="text-align: center;">Average Yield 1-Year Treasury Bill for period 1.07%</p>	<p>Portfolio as of 12/31/2019</p> <p>Ending Book Value \$ 187,493,237</p> <p>Ending Market Value \$ 187,493,237</p> <p>Investment Income for quarter \$ 744,810</p> <p>Unrealized Gain/Loss \$ -</p> <p>WAM at Ending Period Date (1) 1 day</p> <p>Change in Market Value (2) \$ 30,227,788</p>
---	---


 Pam Sanchez, Chief Financial Officer

4/21/2020
 Date


 Carol Malcik, Director of Finance

4/14/2020
 Date

1 WAM - weighted average maturity

2 "Change in Market Value" is required data, but will primarily reflect the receipt and expenditure of the District's funds from month to month.




Georgetown ISD
Quarterly Investment Report
April 1, 2020 - June 30, 2020

Portfolio Summary Management Report

This quarterly report is prepared in compliance with Investment Policy and Strategy of the District and the Public Funds Investment Act (Chapter 2256, Texas Government Code).

<p>Portfolio as of 3/31/2020</p> <p>Beginning Book Value \$ 187,493,237</p> <p>Beginning Market Value \$ 187,493,237</p> <p>WAM at Beginning Period Date 1 day</p> <p style="text-align: center;">Average Yield to Maturity for period 0.76%</p> <p style="text-align: center;">Average Yield 90-Day Treasury Bill for period 0.14%</p> <p style="text-align: center;">Average Yield 180-Day Treasury Bill for period 0.17%</p> <p style="text-align: center;">Average Yield 1-Year Treasury Bill for period 0.17%</p>	<p>Portfolio as of 6/30/2020</p> <p>Ending Book Value \$ 144,495,339</p> <p>Ending Market Value \$ 144,495,339</p> <p>Investment Income for quarter \$ 321,568</p> <p>Unrealized Gain/Loss \$ -</p> <p>WAM at Ending Period Date (1) 1 day</p> <p>Change in Market Value (2) \$ (42,997,898)</p>
--	--




 Pam Sanchez, Chief Financial Officer



 Date



 Carol Malcik, Director of Finance

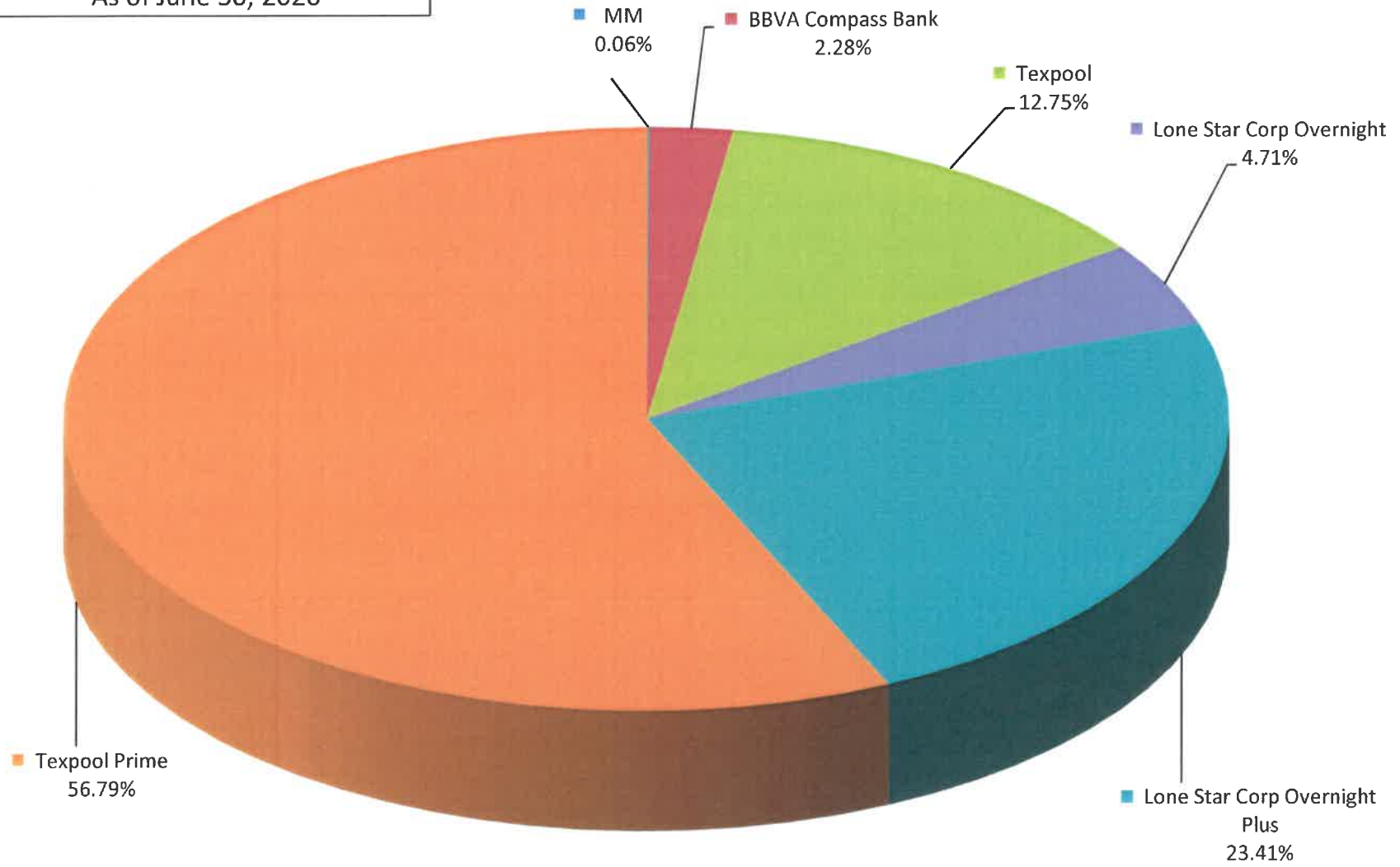


 Date

1 WAM - weighted average maturity

2 "Change in Market Value" is required data, but will primarily reflect the receipt and expenditure of the District's funds from month to month.

Georgetown ISD Portfolio Allocation
As of June 30, 2020



**Georgetown ISD
Portfolio Management
Portfolio Summary
June 30, 2020**

Investments	Par Value	Market Value	Book Value	% of Portfolio	Term	Days to Maturity	YTM 365 Equiv.
Money Markets	79,761.49	79,761.49	79,761.49	0.06%	1	1	0.100%
BBVA Compass Bank	3,299,088.61	3,299,088.61	3,299,088.61	2.28%	1	1	1.500%
Texpool	18,428,401.06	18,428,401.06	18,428,401.06	12.75%	1	1	0.217%
Lone Star Corp Overnight	6,803,901.81	6,803,901.81	6,803,901.81	4.71%	1	1	0.560%
Lone Star Corp Overnight Plus	33,831,544.00	33,831,544.00	33,831,544.00	23.41%	1	1	0.700%
Texpool Prime	<u>82,052,642.50</u>	<u>82,052,642.50</u>	<u>82,052,642.50</u>	<u>56.79%</u>	<u>1</u>	<u>1</u>	<u>0.524%</u>
				0.550%			
Total Investments	144,495,339.47	144,495,339.47	144,495,339.47	100.00%	1	1	
Total Earnings	June 30 Month Ending		Fiscal Year to Date				
Current Year	69,576.85		2,650,057.08				

This report is presented in accordance with the Texas Government Code Title 10 Section 2256.023. The below signed hereby certify that, to the best of their knowledge on the date this report was created, Georgetown ISD is in compliance with the provisions of Government Code 2256 and with the stated policies and strategies of Georgetown ISD.


 Pam Sanchez, Chief Financial Officer

7/13/20
 Date


 Carol Malcik, Director of Finance

7.9.2020
 Date

Reporting period 6/1/2020-6/30/2020