



LEAD | GROW | SERVE

Georgetown Independent School District
Annual Investment Report
2020-2021



Georgetown ISD
Quarterly Investment Report
July 1, 2020 - September 30, 2020

Portfolio Summary Management Report

This quarterly report is prepared in compliance with Investment Policy and Strategy of the District and the Public Funds Investment Act (Chapter 2256, Texas Government Code).

<p>Portfolio as of 6/3/2020</p> <p>Beginning Book Value \$ 144,495,339</p> <p>Beginning Market Value \$ 144,495,339</p> <p>WAM at Beginning Period Date 1 day</p> <p style="text-align: center;">Average Yield to Maturity for period 0.35%</p> <p style="text-align: center;">Average Yield 90-Day Treasury Bill for period 0.11%</p> <p style="text-align: center;">Average Yield 180-Day Treasury Bill for period 0.13%</p> <p style="text-align: center;">Average Yield 1-Year Treasury Bill for period 0.13%</p>	<p>Portfolio as of 9/30/2020</p> <p>Ending Book Value \$ 65,065,276</p> <p>Ending Market Value \$ 65,065,276</p> <p>Investment Income for quarter \$ 90,333</p> <p>Unrealized Gain/Loss \$ -</p> <p>WAM at Ending Period Date (1) 1 day</p> <p>Change in Market Value (2) \$ (79,430,063)</p>
---	---

 Pam Sanchez, Chief Financial Officer

10/13/2020
 Date

 Carol Malcik, Director of Finance

10/9/2020
 Date

1WAM - weighted average maturity

2"Change in Market Value" is required data, but will primarily reflect the receipt and expenditure of the District's funds from month to month.



Georgetown ISD
Quarterly Investment Report
October 1, 2020 - December 31, 2020

Portfolio Summary Management Report

This quarterly report is prepared in compliance with Investment Policy and Strategy of the District and the Public Funds Investment Act (Chapter 2256, Texas Government Code).

<p>Portfolio as of 9/30/2020</p> <p>Beginning Book Value \$ 65,065,276</p> <p>Beginning Market Value \$ 65,065,276</p> <p>WAM at Beginning Period Date 1 day</p> <p style="text-align: center;">Average Yield to Maturity for period 0.19%</p> <p style="text-align: center;">Average Yield 90-Day Treasury Bill for period 0.09%</p> <p style="text-align: center;">Average Yield 180-Day Treasury Bill for period 0.10%</p> <p style="text-align: center;">Average Yield 1-Year Treasury Bill for period 0.15%</p>	<p>Portfolio as of 12/31/2020</p> <p>Ending Book Value \$ 105,588,318</p> <p>Ending Market Value \$ 105,588,318</p> <p>Investment Income for quarter \$ 29,590</p> <p>Unrealized Gain/Loss \$ -</p> <p>WAM at Ending Period Date (1) 1 day</p> <p>Change in Market Value (2) \$ 40,523,042</p>
--	--



 Scott Tipton, Chief Financial Officer

1/12/2021

 Date



 Carol Malcik, Director of Finance

1/12/21

 Date

1WAM - weighted average maturity
 2"Change in Market Value" is required data, but will primarily reflect the receipt and expenditure of the District's funds from month to month.

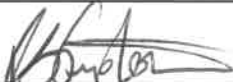


**Georgetown ISD
Quarterly Investment Report
January 1, 2021 - March 31, 2021**

Portfolio Summary Management Report

This quarterly report is prepared in compliance with Investment Policy and Strategy of the District and the Public Funds Investment Act (Chapter 2256, Texas Government Code).

<p>Portfolio as of 12/31/2020</p> <p>Beginning Book Value \$ 105,588,318</p> <p>Beginning Market Value \$ 105,588,318</p> <p>WAM at Beginning Period Date 1 day</p> <p style="text-align: right;">Average Yield to Maturity for period 0.09%</p> <p style="text-align: right;">Average Yield 90-Day Treasury Bill for period 0.05%</p> <p style="text-align: right;">Average Yield 180-Day Treasury Bill for period 0.07%</p> <p style="text-align: right;">Average Yield 1-Year Treasury Bill for period 0.08%</p>	<p>Portfolio as of 3/31/2021</p> <p>Ending Book Value \$ 124,278,690</p> <p>Ending Market Value \$ 124,278,690</p> <p>Investment Income for quarter \$ 27,086</p> <p>Unrealized Gain/Loss \$ -</p> <p>WAM at Ending Period Date (1) 1 day</p> <p>Change in Market Value (2) \$ 18,690,372</p>
---	---



 Scott Tipton, Chief Financial Officer

4/12/21

 Date



 Carol Malcik, Director of Finance

4.9.21

 Date

1 WAM - weighted average maturity
 2 "Change in Market Value" is required data, but will primarily reflect the receipt and expenditure of the District's funds from month to month.




Georgetown ISD
Quarterly Investment Report
April 1, 2021 - June 30, 2021

Portfolio Summary Management Report

This quarterly report is prepared in compliance with Investment Policy and Strategy of the District and the Public Funds Investment Act (Chapter 2256, Texas Government Code).


<p>Portfolio as of 3/31/2021</p> <p>Beginning Book Value \$ 124,278,690</p> <p>Beginning Market Value \$ 124,278,690</p> <p>WAM at Beginning Period Date 1 day</p> <p style="text-align: center;">Average Yield to Maturity for period 0.08%</p> <p style="text-align: center;">Average Yield 90-Day Treasury Bill for period 0.03%</p> <p style="text-align: center;">Average Yield 180-Day Treasury Bill for period 0.04%</p> <p style="text-align: center;">Average Yield 1-Year Treasury Bill for period 0.06%</p>	<p>Portfolio as of 3/31/2021</p> <p>Ending Book Value \$ 93,659,908</p> <p>Ending Market Value \$ 93,659,908</p> <p>Investment Income for quarter \$ 20,879</p> <p>Unrealized Gain/Loss \$ -</p> <p>WAM at Ending Period Date (1) 1 day</p> <p>Change in Market Value (2) \$ (30,618,782)</p>
--	---



 Scott Tipton, Chief Financial Officer

7/13/21

 Date



 Carol Malcik, Director of Finance

7.9.21

 Date

1 WAM - weighted average maturity
 2 "Change in Market Value" is required data, but will primarily reflect the receipt and expenditure of the District's funds from month to month.

**Georgetown ISD
Portfolio Management
Portfolio Summary
June 30, 2021**

Investments	Par Value	Market Value	Book Value	% of Portfolio	Term	Days to Maturity	YTM 365 Equiv.
Money Markets	79,831.72	79,831.72	79,831.72	0.09%	1	1	0.040%
BBVA Compass Bank	3,091,712.07	3,091,712.07	3,091,712.07	3.30%	1	1	0.800%
Texpool	43,133,135.63	43,133,135.63	43,133,135.63	46.05%	1	1	0.013%
Lone Star Corp Overnight	3,358,604.64	3,358,604.64	3,358,604.64	3.59%	1	1	0.080%
Lone Star Corp Overnight Plus	5,544,962.91	5,544,962.91	5,544,962.91	5.92%	1	1	0.100%
Texpool Prime	<u>38,451,660.80</u>	<u>38,451,660.80</u>	<u>38,451,660.80</u>	<u>41.05%</u>	<u>1</u>	<u>1</u>	<u>0.071%</u>
Total Investments	93,659,907.77	93,659,907.77	93,659,907.77	100.00%	1	1	
Total Earnings	June 30, 2021 Month Ending		Fiscal Year to Date				
Current Year	6,919.28		167,889.23				

This report is presented in accordance with the Texas Government Code Title 10 Section 2256.023. The below signed hereby certify that, to the best of their knowledge on the date this report was created, Georgetown ISD is in compliance with the provisions of Government Code 2256 and with the stated policies and strategies of Georgetown ISD.



 Scott Tipton, Chief Financial Officer

7/13/21
 Date



 Carol Malcik, Director of Finance

7.9.21
 Date

Reporting period 6/1/2021-6/30/2021

Georgetown ISD Portfolio Allocation
As of June 30, 2021

