



LEAD | GROW | SERVE

Georgetown Independent School District  
Annual Investment Report  
2021-2022




**Georgetown ISD**  
**Quarterly Investment Report**  
**July 1, 2021 - September 30, 2021**

**Portfolio Summary Management Report**

This quarterly report is prepared in compliance with Investment Policy and Strategy of the District and the Public Funds Investment Act (Chapter 2256, Texas Government Code).

<p>Portfolio as of 6/30/2021</p> <p>Beginning Book Value                   \$ 93,659,908</p> <p>Beginning Market Value               \$ 93,659,908</p> <p>WAM at Beginning Period Date       1 day</p> <p style="text-align: center;"><b>Average Yield to Maturity for period                   0.01%</b></p> <p style="text-align: center;"><b>Average Yield 90-Day Treasury Bill for period       0.05%</b></p> <p style="text-align: center;"><b>Average Yield 180-Day Treasury Bill for period   0.05%</b></p> <p style="text-align: center;"><b>Average Yield 1-Year Treasury Bill for period     0.08%</b></p>	<p>Portfolio as of 9/30/2021</p> <p>Ending Book Value                       \$ 31,933,276</p> <p>Ending Market Value                   \$ 31,933,276</p> <p>Investment Income for quarter       \$ 15,232</p> <p>Unrealized Gain/Loss                 \$ -</p> <p>WAM at Ending Period Date (1)       1 day</p> <p>Change in Market Value (2)           \$ (61,726,632)</p>
--	---

  
 \_\_\_\_\_  
 Scott Tipton, Chief Financial Officer

10/25/21  
 Date

  
 \_\_\_\_\_  
 Carol Malcik, Director of Finance

10.2.21  
 Date

1WAM - weighted average maturity  
 2"Change in Market Value" is required data, but will primarily reflect the receipt and expenditure of the District's funds from month to month.



**Georgetown ISD**  
**Quarterly Investment Report**  
**October 1, 2021 - December 31, 2021**


**Portfolio Summary Management Report**

This quarterly report is prepared in compliance with Investment Policy and Strategy of the District and the Public Funds Investment Act (Chapter 2256, Texas Government Code).

<p>Portfolio as of 9/30/2021</p> <p>Beginning Book Value                   \$ 31,933,276</p> <p>Beginning Market Value               \$ 31,933,276</p> <p>WAM at Beginning Period Date       1 day</p> <p style="text-align: right;"><b>Average Yield to Maturity for period                   0.16%</b></p> <p style="text-align: right;"><b>Average Yield 90-Day Treasury Bill for period           0.05%</b></p> <p style="text-align: right;"><b>Average Yield 180-Day Treasury Bill for period       0.10%</b></p> <p style="text-align: right;"><b>Average Yield 1-Year Treasury Bill for period         0.20%</b></p>	<p>Portfolio as of 12/31/2021</p> <p>Ending Book Value                       \$ 116,686,707</p> <p>Ending Market Value                   \$ 116,686,707</p> <p>Investment Income for quarter       \$ 5,378</p> <p>Unrealized Gain/Loss                 \$ -</p> <p>WAM at Ending Period Date (1)       1 day</p> <p>Change in Market Value (2)           \$ 84,753,431</p>
--	---

  
 \_\_\_\_\_  
 Scott Tipton, Chief Financial Officer

1/5/22  
 Date

  
 \_\_\_\_\_  
 Carol Malcik, Director of Finance

1.5.22  
 Date

1WAM - weighted average maturity  
 2"Change in Market Value" is required data, but will primarily reflect the receipt and expenditure of the District's funds from month to month.



**Georgetown ISD**  
**Quarterly Investment Report**  
**January 1, 2022 - March 31, 2022**


**Portfolio Summary Management Report**

This quarterly report is prepared in compliance with Investment Policy and Strategy of the District and the Public Funds Investment Act (Chapter 2256, Texas Government Code).

<p>Portfolio as of 12/31/2021</p> <p>Beginning Book Value                   \$ 116,686,707</p> <p>Beginning Market Value               \$ 116,686,707</p> <p>WAM at Beginning Period Date       1 day</p> <p style="text-align: center;"><b>Average Yield to Maturity for period                   0.17%</b></p> <p style="text-align: center;"><b>Average Yield 90-Day Treasury Bill for period           0.31%</b></p> <p style="text-align: center;"><b>Average Yield 180-Day Treasury Bill for period       0.62%</b></p> <p style="text-align: center;"><b>Average Yield 1-Year Treasury Bill for period       0.98%</b></p>	<p>Portfolio as of 3/31/2022</p> <p>Ending Book Value                       \$ 340,046,056</p> <p>Ending Market Value                   \$ 340,046,057</p> <p>Investment Income for quarter       \$ 99,438</p> <p>Unrealized Gain/Loss                 \$ -</p> <p>WAM at Ending Period Date (1)       1 day</p> <p>Change in Market Value (2)           \$ 223,359,350</p>
---	--

  
 \_\_\_\_\_  
 Scott Tipton, Chief Financial Officer

4/7/2022  
 \_\_\_\_\_  
 Date

  
 \_\_\_\_\_  
 Carol Malcik, Director of Finance

4.5.22  
 \_\_\_\_\_  
 Date

1WAM - weighted average maturity  
 2"Change in Market Value" is required data, but will primarily reflect the receipt and expenditure of the District's funds from month to month.



**Georgetown ISD**  
**Quarterly Investment Report**  
**April 1, 2022 - June 30, 2022**

**Portfolio Summary Management Report**

This quarterly report is prepared in accordance with Investment Policy and Strategy of the District and the Public Funds Investment Act (Chapter 2256, Texas Government Code).

<p>Portfolio as of 3/31/2021</p> <p>Beginning Book Value                   \$ 340,046,056</p> <p>Beginning Market Value               \$ 340,046,056</p> <p>WAM at Beginning Period Date       1 day</p> <p style="text-align: right;"><b>Average Yield to Maturity for period                   0.74%</b></p> <p style="text-align: right;"><b>Average Yield 90-Day Treasury Bill for period           1.10%</b></p> <p style="text-align: right;"><b>Average Yield 180-Day Treasury Bill for period       1.65%</b></p> <p style="text-align: right;"><b>Average Yield 1-Year Treasury Bill for period       2.20%</b></p>	<p>Portfolio as of 6/30/2022</p> <p>Ending Book Value                       \$ 303,266,573</p> <p>Ending Market Value                   \$ 303,266,573</p> <p>Investment Income for quarter       \$ 615,241</p> <p>Unrealized Gain/Loss                 \$ -</p> <p>WAM at Ending Period Date (1)       1 day</p> <p>Change in Market Value (2)         \$ (36,779,483)</p>
--	--

Carol Malcik

Carol Malcik, Director of Finance

7.6.22

Date

1WAM - weighted average maturity

2"Change in Market Value" is required data, but will primarily reflect the receipt and expenditure of the District's funds from month to month.

**Georgetown ISD  
Portfolio Management  
Portfolio Summary  
June 30, 2022**

Investments	Par Value	Market Value	Book Value	% of Portfolio	Term	Days to Maturity	YTM 365 Equiv.
Money Markets	79,867.66	79,867.66	79,867.66	0.03%	1	1	0.050%
PNC Bank	3,936,101.35	3,936,101.35	3,936,101.35	1.30%	1	1	0.800%
Texpool	34,084,889.77	34,084,889.77	34,084,889.77	11.24%	1	1	1.001%
Lone Star Corp Overnight	21,233,374.94	21,233,374.94	21,233,374.94	7.00%	1	1	1.180%
Lone Star Corp Overnight Plus	20,866,572.23	20,866,572.23	20,866,572.23	6.88%	1	1	1.190%
Texpool Prime	<u>223,065,767.17</u>	<u>223,065,767.17</u>	<u>223,065,767.17</u>	<u>73.55%</u>	<u>1</u>	<u>1</u>	<u>1.203%</u>
<b>Total Investments</b>	<b>303,266,573.12</b>	<b>303,266,573.12</b>	<b>303,266,573.12</b>	<b>100.00%</b>	<b>1</b>	<b>1</b>	<b>1.172%</b>
<b>Total Earnings</b>	<b>June 30, 2022 Month Ending</b>		<b>Fiscal Year to Date</b>				
<b>Current Year</b>	209,788.38		748,813.78				

This report is presented in accordance with the Texas Government Code Title 10 Section 2256.023. The below signed hereby certify that, to the best of their knowledge on the date this report was created, Georgetown ISD is in compliance with the provisions of Government Code 2256 and with the stated policies and strategies of Georgetown ISD.

  
 Carol Malcik, Director of Finance

7.6.22  
 Date

Reporting period 6/1/2022-6/30/2022

Georgetown ISD Portfolio Allocation  
As of June 30, 2022

