

LEA Name : Upper Perkiomen SD
Address : 2229 East Buck Rd
Pennsburg , PA 18073

County : Montgomery
AUN Number : 123468603
LEA Type : SD


Annual Financial Report Accuracy Certification Statement


For Fiscal Year Ending
6/30/2023

Pennsylvania Department of Education
&
Office of Comptroller Operations

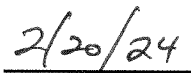
PDE-2056: Intermediate Unit
PDE-2057: School District, AVTS/CTC, Charter School,
and Special Program Jointure

CERTIFICATION: By signing this page I agree that the electronic data submitted is a complete and accurate statement of the financial operations and status of the local education agency for the fiscal year. It has been prepared in accordance with generally accepted accounting principles and established Commonwealth of PA reporting guidelines.


Chief School Administrator Signature


Date


Board Secretary Signature


Date

Drew Bishop
Contact Person

dcbishop@upsd.org
Contact Person E-mail Address

(215)541-2452 Ext :
Contact Person Telephone Number

Contact Person Fax Number

Audit Certification
Annual Financial Report:
For Fiscal Year Ending **6/30/2023**
(Pursuant to PA School Code Section 218(b))

LEA Name : Upper Perkiomen SD
AUN Number : 123468603
County : Montgomery

Audit Certification Due: 12/31/2023

This certification is applicable to the Annual Financial Report data submitted through the Consolidated Financial Reporting System (CFRS).

CERTIFICATION: By signing this page I agree that the financial statements of the school have been properly audited as noted above pursuant to Article XXIV, and in the auditor's professional opinion, the Annual Financial Report (PDE-2057) submitted through CFRS is materially consistent with the audited financial statements.

Chief School Administrator

Signature

Date

Board Secretary

Signature

Date

Drew Bishop

Contact Person

dcbishop@upsd.org

Contact Person E-mail Address

(215)541-2452

Ext :

Contact Person Telephone Number

Contact Person Fax Number

<u>Val Number</u>	<u>Description</u>	<u>Justification</u>
50480	SESS - 2700 Student Transportation Services: SESS Schedule amounts for Special Education vary from prior year by 40% or more. Correct the data or enter a justification. SESS Schedule 2700: \$655,810.66 Prior Year SESS Schedule 2700: \$372,502.45	2022-2023 Special Education Student Transportation Service Costs increased compared to 2021-2022 cost due to the increase of special education students being placed out of district and the driver shortages causing increased use of IU Services.

LEA : 123468603 Upper Perkiomen SD

Printed 2/20/2024 2:35:55 PM

Amounts Expressed in Whole Dollars		<u>General Fund</u> <u>(10)</u>	<u>Student Sponsored</u> <u>Activity Fund</u> <u>(21)</u>	<u>Public Purpose Trust</u> <u>(27)</u>	<u>Other Compt Approved</u> <u>(28)</u>	<u>Athletic / Activity</u> <u>(29)</u>
Assets And Deferred Outflows Of Resources						
Assets						
0100	Cash and Cash Equivalents	16,547,064				
0110	Investments	565,053				
0120	Taxes Receivable	1,900,098				
0130	Due From Other Funds	40,691				
0141	Due From Other Governments	181,779				
0142	State Revenue Receivable	2,211,923				
0143	Federal Revenue Receivable	2,916,947				
0145	Other Intergovernmental Revenue Receivable					
0146	Due from Primary Government					
0147	Due from Component Unit					
0150	Other Receivables	56,367				
0170	Inventories					
0180	Prepaid Expenses (Expenditures)	16,000				
0190	Other Current Assets					
Total Assets		\$24,435,922				
0910	Deferred Outflows of Resources					
Total Assets And Deferred Outflows Of Resources		\$24,435,922				

LEA : 123468603 Upper Perkiomen SD

Printed 2/20/2024 2:35:55 PM

Amounts Expressed in Whole Dollars		<u>Capital Reserve (690.</u> <u>1850)</u> <u>(31)</u>	<u>Capital Reserve (1431)</u> <u>(32)</u>	<u>Other Capital Projects</u> <u>Fund</u> <u>(39)</u>	<u>Debt Service</u> <u>(40)</u>	<u>Permanent</u> <u>(90)</u>
Assets And Deferred Outflows Of Resources						
Assets						
0100	Cash and Cash Equivalents		3,195,385	393,128		
0110	Investments		6,378,915	58,420		
0120	Taxes Receivable					
0130	Due From Other Funds		164,337			
0141	Due From Other Governments					
0142	State Revenue Receivable					
0143	Federal Revenue Receivable					
0145	Other Intergovernmental Revenue Receivable					
0146	Due from Primary Government					
0147	Due from Component Unit					
0150	Other Receivables					
0170	Inventories					
0180	Prepaid Expenses (Expenditures)					
0190	Other Current Assets					
Total Assets			\$9,738,637	\$451,548		
0910	Deferred Outflows of Resources					
Total Assets And Deferred Outflows Of Resources			\$9,738,637	\$451,548		

LEA : 123468603 Upper Perkiomen SD

Printed 2/20/2024 2:35:55 PM

Amounts Expressed in Whole Dollars		<u>Total Governmental</u>
		<u>Funds</u>
Assets And Deferred Outflows Of Resources		
Assets		
0100 Cash and Cash Equivalents	20,135,577	
0110 Investments	7,002,388	
0120 Taxes Receivable	1,900,098	
0130 Due From Other Funds	205,028	
0141 Due From Other Governments	181,779	
0142 State Revenue Receivable	2,211,923	
0143 Federal Revenue Receivable	2,916,947	
0145 Other Intergovernmental Revenue Receivable		
0146 Due from Primary Government		
0147 Due from Component Unit		
0150 Other Receivables	56,367	
0170 Inventories		
0180 Prepaid Expenses (Expenditures)	16,000	
0190 Other Current Assets		
Total Assets	\$34,626,107	
0910 Deferred Outflows of Resources		
Total Assets And Deferred Outflows Of Resources	\$34,626,107	

LEA : 123468603 Upper Perkiomen SD

Printed 2/20/2024 2:35:55 PM

Amounts Expressed in Whole Dollars		<u>General Fund</u> <u>(10)</u>	<u>Student Sponsored</u> <u>Activity Fund</u> <u>(21)</u>	<u>Public Purpose Trust</u> <u>(27)</u>	<u>Other Compt Approved</u> <u>(28)</u>	<u>Athletic / Activity</u> <u>(29)</u>
Liabilities And Deferred Inflows Of Resources And Fund Balances						
Liabilities						
0400	Due to Other Funds	362,597				
0411	Due to Other Governments	209,906				
0412	Due to Primary Government					
0413	Due to Component Unit					
0420	Accounts Payable	882,713				
0430	Contracts Payable					
0440	Current Portion of Long-Term Debt	127,114				
0450	Short-Term Payables					
0461	Accrued Salaries and Benefits	7,135,943				
0462	Payroll Deductions and Withholding	242,270				
0480	Unearned Revenues	223,166				
0490	Other Current Liabilities					
Total Liabilities		\$9,183,709				
0950	Deferred Inflows of Resources	1,745,624				
Fund Balances						
0810	Nonspendable Fund Balance	66,021				
0820	Restricted Fund Balance	217,797				
0830	Committed Fund Balance	5,500,000				
0840	Assigned Fund Balance	3,074,537				
0850	Unassigned Fund Balance	4,648,234				
Total Fund Balances		\$13,506,589				
Total Liabilities, Deferred Inflows Of Resources And Fund Balances		\$24,435,922				

LEA : 123468603 Upper Perkiomen SD

Printed 2/20/2024 2:35:55 PM

Amounts Expressed in Whole Dollars		<u>Capital Reserve (690.</u> <u>1850)</u> <u>(31)</u>	<u>Capital Reserve (1431)</u> <u>(32)</u>	<u>Other Capital Projects</u> <u>Fund</u> <u>(39)</u>	<u>Debt Service</u> <u>(40)</u>	<u>Permanent</u> <u>(90)</u>
Liabilities And Deferred Inflows Of Resources And Fund Balances						
Liabilities						
0400	Due to Other Funds			11,107		
0411	Due to Other Governments		13,475			
0412	Due to Primary Government					
0413	Due to Component Unit					
0420	Accounts Payable					
0430	Contracts Payable					
0440	Current Portion of Long-Term Debt					
0450	Short-Term Payables					
0461	Accrued Salaries and Benefits					
0462	Payroll Deductions and Withholding					
0480	Unearned Revenues					
0490	Other Current Liabilities					
Total Liabilities			\$13,475	\$11,107		
0950	Deferred Inflows of Resources					
Fund Balances						
0810	Nonspendable Fund Balance					
0820	Restricted Fund Balance		9,725,162	440,441		
0830	Committed Fund Balance					
0840	Assigned Fund Balance					
0850	Unassigned Fund Balance					
Total Fund Balances			\$9,725,162	\$440,441		
Total Liabilities, Deferred Inflows Of Resources And Fund Balances			\$9,738,637	\$451,548		

LEA : 123468603 Upper Perkiomen SD

Printed 2/20/2024 2:35:55 PM

Amounts Expressed in Whole Dollars		<u>Total Governmental Funds</u>
Liabilities And Deferred Inflows Of Resources And Fund Balances		
Liabilities		
0400 Due to Other Funds		373,704
0411 Due to Other Governments		223,381
0412 Due to Primary Government		
0413 Due to Component Unit		
0420 Accounts Payable		882,713
0430 Contracts Payable		
0440 Current Portion of Long-Term Debt		127,114
0450 Short-Term Payables		
0461 Accrued Salaries and Benefits		7,135,943
0462 Payroll Deductions and Withholding		242,270
0480 Unearned Revenues		223,166
0490 Other Current Liabilities		
Total Liabilities		\$9,208,291
0950 Deferred Inflows of Resources		1,745,624
Fund Balances		
0810 Nonspendable Fund Balance		66,021
0820 Restricted Fund Balance		10,383,400
0830 Committed Fund Balance		5,500,000
0840 Assigned Fund Balance		3,074,537
0850 Unassigned Fund Balance		4,648,234
Total Fund Balances		\$23,672,192
Total Liabilities, Deferred Inflows Of Resources And Fund Balances		\$34,626,107

Amounts Expressed in Whole Dollars	<u>General Fund</u> <u>(10)</u>	<u>Student Sponsored</u> <u>Activity Fund</u> <u>(21)</u>	<u>Public Purpose Trust</u> <u>(27)</u>	<u>Other Compt Approved</u> <u>(28)</u>	<u>Athletic / Activity</u> <u>(29)</u>
Revenues					
6000 Revenue from Local Sources	47,369,127				
7000 Revenue from State Sources	22,145,783				
8000 Revenue from Federal Sources	1,537,537				
Total Revenues	\$71,052,447				
Expenditures					
1000 Instruction	42,426,652				
2000 Support Services	22,083,799				
3000 Operation of Non-Instructional Services	1,207,354				
4000 Facilities Acquisition, Construction and Improvement Services	60,094				
5110 Debt Service	5,610,696				
5130 Refund of Prior Year Revenues / Receipts	36,258				
5140 Leases and Other Right-to-Use Arrangements	104,306				
Total Expenditures	\$71,529,159				
Excess (Deficiency) Of Revenues Over Expenditures	(\$476,712)				
Other Financing Sources (Uses)					
9110 Face Value of Bonds Issued					
9120 Proceeds from Refunding of Bonds					
9130 Bond Premiums					
9200 Proceeds from Extended Term Financing, Leases, and Other Right-to-Use Arrangements	80,474				
9300 Interfund Transfers - IN					
9400 Sale of or Compensation for Loss of Fixed Assets					
9710 Transfers from Component Units					
9720 Transfers from Primary Governments					
9910 Other Financing Sources Not Listed in the 9000 Series					
9990 Insurance Recoveries					
5120 Debt Service – Refunded Bonds					
5150 Bond Discounts					
5200 Interfund Transfers – Out	5,000,000				
5300 Transfers Out to Component Units/Primary Governments					
Total Other Financing Sources (Uses)	(\$4,919,526)				

Amounts Expressed in Whole Dollars		<u>Capital Reserve (690.1850)</u> <u>(31)</u>	<u>Capital Reserve (1431)</u> <u>(32)</u>	<u>Other Capital Projects</u> <u>Fund</u> <u>(39)</u>	<u>Debt Service</u> <u>(40)</u>	<u>Permanent</u> <u>(90)</u>
Revenues						
6000	Revenue from Local Sources		100,293	15,961		
7000	Revenue from State Sources					
8000	Revenue from Federal Sources					
Total Revenues			\$100,293	\$15,961		
Expenditures						
1000	Instruction					
2000	Support Services		38,885	2,375		
3000	Operation of Non-Instructional Services					
4000	Facilities Acquisition, Construction and Improvement Services		2,516,730	1,727		
5110	Debt Service					
5130	Refund of Prior Year Revenues / Receipts					
5140	Leases and Other Right-to-Use Arrangements					
Total Expenditures			\$2,555,615	\$4,102		
Excess (Deficiency) Of Revenues Over Expenditures			(\$2,455,322)	\$11,859		
Other Financing Sources (Uses)						
9110	Face Value of Bonds Issued					
9120	Proceeds from Refunding of Bonds					
9130	Bond Premiums					
9200	Proceeds from Extended Term Financing, Leases, and Other Right-to-Use Arrangements					
9300	Interfund Transfers - IN		5,000,000			
9400	Sale of or Compensation for Loss of Fixed Assets					
9710	Transfers from Component Units					
9720	Transfers from Primary Governments					
9910	Other Financing Sources Not Listed in the 9000 Series					
9990	Insurance Recoveries					
5120	Debt Service – Refunded Bonds					
5150	Bond Discounts					
5200	Interfund Transfers – Out					
5300	Transfers Out to Component Units/Primary Governments					
Total Other Financing Sources (Uses)			\$5,000,000			

Amounts Expressed in Whole Dollars		<u>Total Governmental Funds</u>
Revenues		
6000	Revenue from Local Sources	47,485,381
7000	Revenue from State Sources	22,145,783
8000	Revenue from Federal Sources	1,537,537
Total Revenues		\$71,168,701
Expenditures		
1000	Instruction	42,426,652
2000	Support Services	22,125,059
3000	Operation of Non-Instructional Services	1,207,354
4000	Facilities Acquisition, Construction and Improvement Services	2,578,551
5110	Debt Service	5,610,696
5130	Refund of Prior Year Revenues / Receipts	36,258
5140	Leases and Other Right-to-Use Arrangements	104,306
Total Expenditures		\$74,088,876
Excess (Deficiency) Of Revenues Over Expenditures		(\$2,920,175)
Other Financing Sources (Uses)		
9110	Face Value of Bonds Issued	
9120	Proceeds from Refunding of Bonds	
9130	Bond Premiums	
9200	Proceeds from Extended Term Financing, Leases, and Other Right-to-Use Arrangements	80,474
9300	Interfund Transfers - IN	5,000,000
9400	Sale of or Compensation for Loss of Fixed Assets	
9710	Transfers from Component Units	
9720	Transfers from Primary Governments	
9910	Other Financing Sources Not Listed in the 9000 Series	
9990	Insurance Recoveries	
5120	Debt Service – Refunded Bonds	
5150	Bond Discounts	
5200	Interfund Transfers – Out	5,000,000
5300	Transfers Out to Component Units/Primary Governments	
Total Other Financing Sources (Uses)		\$80,474

Amounts Expressed in Whole Dollars		<u>General Fund</u> <u>(10)</u>	<u>Student Sponsored</u> <u>Activity Fund</u> <u>(21)</u>	<u>Public Purpose Trust</u> <u>(27)</u>	<u>Other Compt Approved</u> <u>(28)</u>	<u>Athletic / Activity</u> <u>(29)</u>
Special And Extraordinary Items						
9920	Special Items – Gains					
9930	Extraordinary Items – Gains					
5520	Special Items – Losses					
5530	Extraordinary Items – Losses					
Net Change In Fund Balances		(\$5,396,238)				
Fund Balance						
0001	Fund Balance - Beginning of Fiscal Year	18,902,827				
Fund Balance - End Of Year		\$13,506,589				

Amounts Expressed in Whole Dollars		<u>Capital Reserve (690.</u> <u>1850)</u> <u>(31)</u>	<u>Capital Reserve (1431)</u> <u>(32)</u>	<u>Other Capital Projects</u> <u>Fund</u> <u>(39)</u>	<u>Debt Service</u> <u>(40)</u>	<u>Permanent</u> <u>(90)</u>
Special And Extraordinary Items						
9920	Special Items – Gains					
9930	Extraordinary Items – Gains					
5520	Special Items – Losses					
5530	Extraordinary Items – Losses					
Net Change In Fund Balances			\$2,544,678	\$11,859		
Fund Balance						
0001	Fund Balance - Beginning of Fiscal Year		7,180,485	428,582		
Fund Balance - End Of Year			\$9,725,163	\$440,441		

Amounts Expressed in Whole Dollars		<u>Total Governmental</u> <u>Funds</u>
Special And Extraordinary Items		
9920	Special Items – Gains	
9930	Extraordinary Items – Gains	
5520	Special Items – Losses	
5530	Extraordinary Items – Losses	
Net Change In Fund Balances		(\$2,839,701)
Fund Balance		
0001	Fund Balance - Beginning of Fiscal Year	26,511,894
Fund Balance - End Of Year		\$23,672,193

LEA : 123468603 Upper Perkiomen SD

Printed 2/20/2024 2:36:05 PM

Amounts Expressed in Whole Dollars	<u>Food Service</u> (51)	<u>Child Care</u> <u>Operations</u> (52)	<u>Other Enterprise</u> (58)	<u>TOTAL</u>	<u>Internal Service</u> (60)
Assets And Deferred Outflows Of Resources					
Current Assets					
0100 Cash and Cash Equivalents	1,334,312			1,334,312	
0110 Investments					
0130 Due From Other Funds	198,261			198,261	
0141 Due From Other Governments	13,261			13,261	
0142 State Revenue Receivable					
0143 Federal Revenue Receivable					
0146 Due from Primary Government					
0147 Due from Component Unit					
0150 Other Receivables					
0170 Inventories	40,348			40,348	
0180 Prepaid Expenses (Expenditures)					
0190 Other Current Assets					
Total Current Assets	\$1,586,182			\$1,586,182	
Noncurrent Assets					
0211 Land					
0212 Site Improvements (Net)					
0220 Buildings and Building Improvements (Net)					
0230 Tangible Property and Intangible Right-To-Use Assets (Net)	79,351			79,351	
0250 Construction in Progress					
0260 Long Term Prepayments					
0290 Other Noncurrent Assets					
Total Noncurrent Assets	\$79,351			\$79,351	
0910 Deferred Outflows of Resources	323,552			323,552	
Total Assets And Deferred Outflows Of Resources	\$1,989,085			\$1,989,085	

Amounts Expressed in Whole Dollars	<u>Food Service</u> <u>(51)</u>	<u>Child Care</u> <u>Operations</u> <u>(52)</u>	<u>Other Enterprise</u> <u>(58)</u>	<u>TOTAL</u>	<u>Internal Service</u> <u>(60)</u>
Liabilities And Deferred Inflows Of Resources And Net Position					
Current Liabilities					
0400 Due to Other Funds	14,587			14,587	
0411 Due to Other Governments					
0413 Due to Component Unit					
0420 Accounts Payable	1,852			1,852	
0430 Contracts Payable					
0440 Current Portion of Long-Term Debt					
0450 Short-Term Payables					
0461 Accrued Salaries and Benefits					
0462 Payroll Deductions and Withholding					
0480 Unearned Revenues	7,524			7,524	
0490 Other Current Liabilities	1,414			1,414	
Total Current Liabilities	\$25,377			\$25,377	
Noncurrent Liabilities					
0510 Bonds Payable					
0520 Extended-Term Financing Agreements Payable					
0530 Lease and Other Right-To-Use Obligations					
0540 Accumulated Compensated Absences	24,291			24,291	
0550 Authority Lease Obligations					
0560 Other Post-Employment Benefits (OPEB)	74,820			74,820	
0570 Net Pension Liability	1,905,312			1,905,312	
0599 Other Noncurrent Liabilities					
Total Noncurrent Liabilities	\$2,004,423			\$2,004,423	
Total Liabilities	\$2,029,800			\$2,029,800	
0950 Deferred Inflows of Resources	34,420			34,420	
Net Position					
0791 Net Investment in Capital Assets	79,351			79,351	
0008 Restricted Net Position (0792 – 0798)					
0799 Unrestricted Net Position	(154,486)			(154,486)	
Total Net Position	(\$75,135)			(\$75,135)	
Total Liabilities And Deferred Inflows Of Resources And Net Position	\$1,989,085			\$1,989,085	

Amounts Expressed in Whole Dollars		<u>Food Service</u> <u>(51)</u>	<u>Child Care Operations</u> <u>(52)</u>	<u>Other Enterprise</u> <u>(58)</u>	<u>TOTAL</u>	<u>Internal Service</u> <u>(60)</u>
Operating Revenues						
6600	Food Service Revenue	536,454			536,454	
0071	Charges for Services					
0072	Other Operating Revenue	67,174			67,174	
Total Operating Revenues		\$603,628			\$603,628	
Operating Expenses						
100	Personnel Services – Salaries	475,787			475,787	
200	Personnel Services – Employee Benefits	157,456			157,456	
300	Purchased Professional and Technical Services	542			542	
400	Purchased Property Services	10,212			10,212	
500	Other Purchased Services	5,699			5,699	
600	Supplies	718,218			718,218	
740	Depreciation	8,753			8,753	
770	Amortization Expense					
810	Dues and Fees	552			552	
880	Refunds of Prior Years' Receipts					
890	Miscellaneous Expenditures	902			902	
Total Operating Expenses		\$1,378,121			\$1,378,121	
Operating Income (Loss)		(\$774,493)			(\$774,493)	
Non Operating Revenues (Expenses)						
6500	Earnings on Investments	40,785			40,785	
6830	Federal Revenue from Intermediary Sources					
6920	Contributions and Donations from Private Sources					
6930	Gains or Losses on Sale of Fixed Assets					
6991	Refunds of a Prior Year Expenditure					
7000	Revenue from State Sources	293,762			293,762	
8000	Revenue from Federal Sources	990,455			990,455	
9990	Insurance Recoveries					
820	Claims and Judgments Against the LEA					
830	Interest					
TOTAL Non Operating Revenues (Expenses)		\$1,325,002			\$1,325,002	
Income (Loss) Before Contributions And Transfers		\$550,509			\$550,509	

Amounts Expressed in Whole Dollars	<u>Food Service</u> <u>(51)</u>	<u>Child Care Operations</u> <u>(52)</u>	<u>Other Enterprise</u> <u>(58)</u>	<u>TOTAL</u>	<u>Internal Service</u> <u>(60)</u>
Contributions, Transfers, and Special and Extraordinary Items					
5200 Interfund Transfers – Out					
5300 Transfers Out to Component Units/Primary Governments					
5520 Special Items – Losses					
5530 Extraordinary Items – Losses					
9300 Interfund Transfers - IN					
9500 Capital Contributions					
9700 Transfers IN From Component Units/Primary Governments					
9920 Special Items – Gains					
9930 Extraordinary Items – Gains					
Change In Net Position	\$550,509			\$550,509	
0002 Net Position - Beginning of Fiscal Year	(625,645)			(625,645)	
0003 Accounting Changes / Residual Equity Transfers					
Net Position - End Of Year	(\$75,136)			(\$75,136)	

LEA : 123468603 Upper Perkiomen SD

Printed 2/20/2024 2:36:14 PM

Amounts Expressed in Whole Dollars	<u>Food Service</u> <u>(51)</u>	<u>Child Care Operations</u> <u>(52)</u>	<u>Other Enterprise</u> <u>(58)</u>	<u>TOTAL</u>	<u>Internal Service(60)</u>
Cash Flows From Operating Activities					
0011 Cash Receipts From Users	442,229			442,229	
0012 Cash Receipts From Assessments Made to Other Funds					
0013 Cash Receipts From Earnings on Investments					
0014 Cash Receipts From Other Operating Revenue	67,507			67,507	
0015 Cash Payments To Employees For Services	692,720			692,720	
0016 Cash Payments For Insurance Claims					
0017 Cash Payments To Suppliers For Goods and Services	675,457			675,457	
0018 Cash Payments For Other Operating Expenses	1,454			1,454	
Net Cash Provided By (Used For) Operating Activities	(\$859,895)			(\$859,895)	
Cash Flows From Non-Capital Financing Activities					
0021 Receipts From Local Sources - 6000					
0022 Receipts From State Sources - 7000	297,175			297,175	
0023 Receipts From Federal Sources -8000	1,160,664			1,160,664	
0024 Notes and Loans Received (Repaid)					
0025 Interest Paid on Notes/Loans - 5100-830					
0026 Operating Transfers In (Out)/Residual Equity Trans					
0027 Operating Transfers In (Out) Primary Government / Comp Unit					
0028 Receipts From Refund of Prior Year Expenditures - 6991					
0029 Special and Extraordinary Gains (losses)					
0030 Receipts from Insurance Recoveries -9990					
Net Cash Prov By (Used for) Non-Capital Financing Activities	\$1,457,839			\$1,457,839	
Cash Flows From Capital and Related Financing Activities					
0031 Payments For Fac Acq, Const, and Imp - 4000					
0032 Gain / (Loss) on Sale of Fixed Assets - 6930					
0033 Proceeds From Extended Term Financing - 9200					
0034 Principal Paid on Financing Agreements					
0035 Interest Paid on Financing Agreements - 5100-830					
0036 (Inc) Dec in Contributed Capital					
Net Cash Prov By (Used for) Capital and Related Financing Activities					
Cash Flows From Investing Activities					
0041 Earnings on Investments - 6500	40,785			40,785	
0042 Purchase of Inv Securities / Deposits to Inv Pools					
0043 Receipts From Investment Pool Withdrawals					
0044 Proceeds from Sale and Maturity of Inv Securities					

LEA : 123468603 Upper Perkiomen SD

Printed 2/20/2024 2:36:14 PM

0045 Loans Received (Paid)

Net Cash Prov By (Used for) Investing Activities	\$40,785	\$40,785
--	----------	----------

LEA : 123468603 Upper Perkiomen SD

Printed 2/20/2024 2:36:14 PM

	<u>Food Service</u> <u>(51)</u>	<u>Child Care Operations</u> <u>(52)</u>	<u>Other Enterprise</u> <u>(58)</u>	<u>TOTAL</u>	<u>Internal Service</u> <u>(60)</u>
Net Increase (Decrease) in Cash Flows	638,729			638,729	
0004 Cash and Cash Equivalents Beginning of Year	695,583			695,583	
Cash and Cash Equivalents at Year End	\$1,334,312			\$1,334,312	
Reconciliation of Operating Income (Loss) To Net Cash Provided by (Used For) Operating Activities					
0005 Operating Income (Loss) per REP	(774,493)			(774,493)	
Adjustments					
0051 Depreciation and Net Amortization	8,753			8,753	
0052 Provision for Uncollectible Accounts					
0053 Other Adjustments	88,781			88,781	
Effect of Changes in Assets, Liabilities, Deferred Outflows and Deferred Inflows					
0054 (Inc) Dec In Accounts Receivable (0120-0150)	8,896			8,896	
0055 Advances to Other Funds	(103,121)			(103,121)	
0056 (Inc) Dec in Inventories (0170)	(16,068)			(16,068)	
0057 (Inc) Dec in Prepaid Expenses (0180)	333			333	
0058 (Inc) Dec in Other Current or Noncurrent Assets					
0064 Deferred Outflows (0910)	(94,063)			(94,063)	
0059 Inc (Dec) in Accounts Payable (0400-0450)	876			876	
0060 Inc (Dec) in Accrued Salaries/Benefits (0461)	(1,757)			(1,757)	
0065 Inc (Dec) in Net Pension Liabilities (0570)	138,728			138,728	
0066 Inc (Dec) in Other Postemp Benefit Oblig (0560)	(16,757)			(16,757)	
0061 Inc (Dec) in Payroll Deductions/Withholding (0462)					
0062 Inc (Dec) in Unearned Revenue (0480)					
0063 Inc (Dec) in Other Current or Noncurrent Liabilities	(14,376)			(14,376)	
0067 Deferred Inflows (0950)	(85,628)			(85,628)	
Total Adjustments	(\$85,403)			(\$85,403)	
Cash Provided By (Used for) Total	(\$859,896)			(\$859,896)	

COMBINED STATEMENT OF CASH FLOWS
SCHEDULE OF NONCASH INVESTING, CAPITAL, AND FINANCING ACTIVITIES

Explanation of Transaction and Balance Sheet Effect	Amount
Total	

LEA : 123468603 Upper Perkiomen SD

Printed 2/20/2024 2:36:15 PM

Amounts Expressed in Whole Dollars		<u>Private Purpose Trust</u> <u>(71)</u>	<u>Investment Trust</u> <u>(72)</u>	<u>Pension Trust</u> <u>(73)</u>	<u>Student Activity Custodial</u> <u>(81)</u>
Assets And Deferred Outflows Of Resources					
Assets					
0100	Cash and Cash Equivalents	44,735			114,123
0110	Investments				
0130	Due From Other Funds				
0140	Due from Other Governments, Primary Government and Component Units				
0150	Other Receivables				843
0170	Inventories				
0180	Prepaid Expenses (Expenditures)				
0190	Other Current Assets				2,000
0220	Buildings and Building Improvements (Net)				
0230	Tangible Property and Intangible Right-To-Use Assets (Net)				
Total Assets		\$44,735			\$116,966
0910	Deferred Outflows of Resources				
Total Assets And Deferred Outflows Of Resources		\$44,735			\$116,966

LEA : 123468603 Upper Perkiomen SD

Printed 2/20/2024 2:36:15 PM

Amounts Expressed in Whole Dollars		<u>Other Custodial</u> <u>(89)</u>	<u>Fiduciary Component Units</u> <u>(98)</u>	<u>Total Fiduciary Funds</u>
Assets And Deferred Outflows Of Resources				
Assets				
0100	Cash and Cash Equivalents			158,858
0110	Investments			
0130	Due From Other Funds			
0140	Due from Other Governments, Primary Government and Component Units			
0150	Other Receivables			843
0170	Inventories			
0180	Prepaid Expenses (Expenditures)			
0190	Other Current Assets			2,000
0220	Buildings and Building Improvements (Net)			
0230	Tangible Property and Intangible Right-To-Use Assets (Net)			
Total Assets				\$161,701
0910	Deferred Outflows of Resources			
Total Assets And Deferred Outflows Of Resources				\$161,701

LEA : 123468603 Upper Perkiomen SD

Printed 2/20/2024 2:36:15 PM

Amounts Expressed in Whole Dollars	<u>Private Purpose Trust</u> <u>(71)</u>	<u>Investment Trust</u> <u>(72)</u>	<u>Pension Trust</u> <u>(73)</u>	<u>Student Activity Custodial</u> <u>(81)</u>
Liabilities, Deferred Inflows Of Resources And Net Position				
Liabilities				
0400 Due to Other Funds				1,522
0410 Due to Other Governments, Primary Government and Component Units				
0420 Accounts Payable				4,645
0430 Contracts Payable				
0450 Short-Term Payables				
0460 Payroll Accruals and Withholdings				
0480 Unearned Revenues				
0490 Other Current Liabilities				
Total Liabilities				\$6,167
0950 Deferred Inflows of Resources				
Net Position				
0791 Net Investment in Capital Assets				
0009 Restricted Net Position (0792 – 0798)				
0799 Unrestricted Net Position	44,735			110,799
Total Net Position	\$44,735			\$110,799
Total Liabilities, Deferred Inflows Of Resources And Net Position	\$44,735			\$116,966

LEA : 123468603 Upper Perkiomen SD

Printed 2/20/2024 2:36:15 PM

Amounts Expressed in Whole Dollars		<u>Other Custodial</u> <u>(89)</u>	<u>Fiduciary Component Units</u> <u>(98)</u>	<u>Total Fiduciary Funds</u>
Liabilities, Deferred Inflows Of Resources And Net Position				
Liabilities				
0400	Due to Other Funds			1,522
0410	Due to Other Governments, Primary Government and Component Units			
0420	Accounts Payable			4,645
0430	Contracts Payable			
0450	Short-Term Payables			
0460	Payroll Accruals and Withholdings			
0480	Unearned Revenues			
0490	Other Current Liabilities			
Total Liabilities				\$6,167
0950	Deferred Inflows of Resources			
Net Position				
0791	Net Investment in Capital Assets			
0009	Restricted Net Position (0792 – 0798)			
0799	Unrestricted Net Position			155,534
Total Net Position				\$155,534
Total Liabilities, Deferred Inflows Of Resources And Net Position				\$161,701

LEA : 123468603 Upper Perkiomen SD

Printed 2/20/2024 2:36:17 PM

Amounts Expressed in Whole Dollars		<u>Private Purpose Trust</u> <u>(71)</u>	<u>Investment Trust</u> <u>(72)</u>	<u>Pension Trust</u> <u>(73)</u>	<u>Student Activity</u> <u>Custodial</u> <u>(81)</u>	<u>Other Custodial</u> <u>(89)</u>	<u>Fiduciary Component</u> <u>Units</u> <u>(98)</u>
Additions							
0091	Gifts and Contributions				69,271		
0095	Net Investment Earnings	2,125			3,193		
0092	Other Additions				46,701		
Deductions							
0093	Scholarships Awarded	500					
0094	Other Deductions				99,852		
Change In Net Position		\$1,625			\$19,313		
0006	Net Position – Beginning of Fiscal Year	43,110			91,486		
0007	Net Position Held in Trust for Pension Benefits						
Net Position - End of Fiscal Year		\$44,735			\$110,799		

LEA : 123468603 Upper Perkiomen SD

Printed 2/20/2024 2:36:17 PM

Amounts Expressed in Whole Dollars		<u>Total Fiduciary</u>
		<u>Funds</u>
Additions		
0091	Gifts and Contributions	69,271
0095	Net Investment Earnings	5,318
0092	Other Additions	46,701
Deductions		
0093	Scholarships Awarded	500
0094	Other Deductions	99,852
Change In Net Position		\$20,938
0006	Net Position – Beginning of Fiscal Year	134,596
0007	Net Position Held in Trust for Pension Benefits	
Net Position - End of Fiscal Year		\$155,534

	Revenue Reported In Current Year	Current Year Tax Accrual	Prior Year Tax Accrual	Taxes Collected In Current Year
Revenue from Local Sources				
6111 Current Real Estate Taxes	39,042,545.48			39,042,545.48
6112 Interim Real Estate Taxes	291,041.86			291,041.86
6113 Public Utility Realty Taxes	42,715.05			42,715.05
6114 Payments in Lieu of Current Taxes - State / Local	27.48			27.48
6120 Current Per Capita Taxes, Section 679	66,277.35			66,277.35
6141 Current Act 511 Per Capita Taxes	66,277.35			66,277.35
6151 Current Act 511 Earned Income Taxes	4,394,661.85			4,394,661.85
6153 Current Act 511 Real Estate Transfer Taxes	684,142.71			684,142.71
6411 Delinquent Real Estate Taxes	543,051.96			543,051.96
6420 Delinquent Per Capita Taxes, Section 679	18,635.27			18,635.27
6440 Delinquent Local Enabling Taxes - Flat Rate Assessments	18,635.27			18,635.27
6500 Earnings on Investments	860,229.00			
6700 Revenues from LEA Activities	82,193.99			
6831 Federal Revenue Received from Other Pennsylvania Public LEAs	407.80			
6832 Federal IDEA Revenue Received as Pass Through	524,528.60			
6833 Federal ARP Act IDEA Revenue Received as Pass Through	119,122.51			
6910 Rentals	52,362.50			
6920 Contributions and Donations from Private Sources	81,535.18			
6942 Summer School Tuition	9,900.00			
6961 Transportation Services Provided Other Pennsylvania LEAs	94,419.55			
6991 Refunds of a Prior Year Expenditure	330,277.91			
6992 Energy Efficiency Revenues and Incentives	7,701.82			
6999 Other Revenues Not Specified Above	38,436.03			
TOTAL Revenue from Local Sources	\$47,369,126.52			\$45,168,011.63

	Revenue Reported In Current Year			
<u>Revenue from State Sources</u>				
7111 Basic Education Funding-Formula	9,693,776.08			
7112 Basic Education Funding-Social Security	984,405.22			
7160 Tuition for Orphans Subsidy	151,148.16			
7271 Special Education funds for School-Aged Pupils	2,246,752.93			
7311 Pupil Transportation Subsidy	1,278,614.87			
7312 Nonpublic and Charter School Pupil Transportation Subsidy	100,870.00			
7320 Rental and Sinking Fund Payments / Building Reimbursement Subsidy	856,341.61			
7330 Health Services (Medical, Dental, Nurse, Act 25)	58,749.85			
7340 State Property Tax Reduction Allocation	1,450,301.16			
7362 School Mental Health & Safety and Security Grants	51,964.29			
7505 Ready to Learn Block Grant	378,374.00			
7820 State Share of Retirement Contributions	4,894,484.81			
TOTAL Revenue from State Sources	\$22,145,782.98			

Revenue Reported In Current Year				
Revenue from Federal Sources				
8514 Title I - Improving the Academic Achievement of the Disadvantaged	357,049.23			
8515 Title II - Preparing, Training, and Recruiting High Quality Teachers and Principals	85,364.59			
8517 Title IV - 21st Century Schools	28,483.00			
8743 ESSER II - Elementary and Secondary School Emergency Relief Fund	21,930.69			
8744 ARP ESSER - Elementary and Secondary School Emergency Relief Fund	579,840.02			
8751 ARP ESSER Learning Loss	121,587.00			
8752 ARP ESSER Summer Programs	26,417.00			
8753 ARP ESSER Afterschool Programs	1,635.81			
8754 ARP ESSER Homeless Children and Youth Funds	4,536.00			
8810 School-Based Access Medicaid Reimbursement Program (SBAP) Reimbursements (Access)	297,440.44			
8820 Medical Assistance Reimbursement for Administrative Claiming (Quarterly) Program	13,253.20			
TOTAL Revenue from Federal Sources	\$1,537,536.98			

	Revenue Reported In Current Year	
<u>Other Financing Sources</u>		
9220 Leases and Other Right-to-Use Arrangements	80,473.77	
TOTAL Other Financing Sources	\$80,473.77	
TOTAL FROM ALL SOURCES	\$71,132,920.25	\$45,168,011.63

LEA : 123468603 Upper Perkiomen SD

Printed 2/20/2024 2:36:20 PM

	<u>General Fund (10)</u>	<u>Student Sponsored Activity Fund (21)</u>	<u>Public Purpose Trust (27)</u>	<u>Other Compt Approved (28)</u>	<u>Athletic / Activity (29)</u>	<u>Capital Reserve (690, 1850) (31)</u>
6000 Revenue from Local Sources						
6111 Current Real Estate Taxes	39,042,545.48					
6112 Interim Real Estate Taxes	291,041.86					
6113 Public Utility Realty Taxes	42,715.05					
6114 Payments in Lieu of Current Taxes - State / Local	27.48					
6120 Current Per Capita Taxes, Section 679	66,277.35					
6141 Current Act 511 Per Capita Taxes	66,277.35					
6151 Current Act 511 Earned Income Taxes	4,394,661.85					
6153 Current Act 511 Real Estate Transfer Taxes	684,142.71					
6411 Delinquent Real Estate Taxes	543,051.96					
6420 Delinquent Per Capita Taxes, Section 679	18,635.27					
6440 Delinquent Local Enabling Taxes - Flat Rate Assessments	18,635.27					
6500 Earnings on Investments	860,229.00					
6700 Revenues from LEA Activities	82,193.99					
6831 Federal Revenue Received from Other Pennsylvania Public LEAs	407.80					
6832 Federal IDEA Revenue Received as Pass Through	524,528.60					
6833 Federal ARP Act IDEA Revenue Received as Pass Through	119,122.51					
6910 Rentals	52,362.50					
6920 Contributions and Donations from Private Sources	81,535.18					
6942 Summer School Tuition	9,900.00					
6961 Transportation Services Provided Other Pennsylvania LEAs	94,419.55					
6991 Refunds of a Prior Year Expenditure	330,277.91					
6992 Energy Efficiency Revenues and Incentives	7,701.82					
6999 Other Revenues Not Specified Above	38,436.03					
6000 Total Revenue from Local Sources	\$47,369,126.52					
7000 Revenue from State Sources						
7111 Basic Education Funding-Formula	9,693,776.08					
7112 Basic Education Funding-Social Security	984,405.22					
7160 Tuition for Orphans Subsidy	151,148.16					
7271 Special Education funds for School-Aged Pupils	2,246,752.93					
7311 Pupil Transportation Subsidy	1,278,614.87					
7312 Nonpublic and Charter School Pupil Transportation Subsidy	100,870.00					
7320 Rental and Sinking Fund Payments / Building Reimbursement Subsidy	856,341.61					
7330 Health Services (Medical, Dental, Nurse, Act 25)	58,749.85					
7340 State Property Tax Reduction Allocation	1,450,301.16					
7362 School Mental Health & Safety and Security Grants	51,964.29					

LEA : 123468603 Upper Perkiomen SD

Printed 2/20/2024 2:36:20 PM

	<u>Capital Reserve</u> <u>(1431) (32)</u>	<u>Other Capital</u> <u>Projects Fund (39)</u>	<u>Debt Service (40)</u>	<u>Permanent (90)</u>	<u>Total</u>
6000 Revenue from Local Sources					
6111 Current Real Estate Taxes					39,042,545.48
6112 Interim Real Estate Taxes					291,041.86
6113 Public Utility Realty Taxes					42,715.05
6114 Payments in Lieu of Current Taxes - State / Local					27.48
6120 Current Per Capita Taxes, Section 679					66,277.35
6141 Current Act 511 Per Capita Taxes					66,277.35
6151 Current Act 511 Earned Income Taxes					4,394,661.85
6153 Current Act 511 Real Estate Transfer Taxes					684,142.71
6411 Delinquent Real Estate Taxes					543,051.96
6420 Delinquent Per Capita Taxes, Section 679					18,635.27
6440 Delinquent Local Enabling Taxes - Flat Rate Assessments					18,635.27
6500 Earnings on Investments	100,292.77	15,960.61			976,482.38
6700 Revenues from LEA Activities					82,193.99
6831 Federal Revenue Received from Other Pennsylvania Public LEAs					407.80
6832 Federal IDEA Revenue Received as Pass Through					524,528.60
6833 Federal ARP Act IDEA Revenue Received as Pass Through					119,122.51
6910 Rentals					52,362.50
6920 Contributions and Donations from Private Sources					81,535.18
6942 Summer School Tuition					9,900.00
6961 Transportation Services Provided Other Pennsylvania LEAs					94,419.55
6991 Refunds of a Prior Year Expenditure					330,277.91
6992 Energy Efficiency Revenues and Incentives					7,701.82
6999 Other Revenues Not Specified Above					38,436.03
6000 Total Revenue from Local Sources	\$100,292.77	\$15,960.61			\$47,485,379.90
7000 Revenue from State Sources					
7111 Basic Education Funding-Formula					9,693,776.08
7112 Basic Education Funding-Social Security					984,405.22
7160 Tuition for Orphans Subsidy					151,148.16
7271 Special Education funds for School-Aged Pupils					2,246,752.93
7311 Pupil Transportation Subsidy					1,278,614.87
7312 Nonpublic and Charter School Pupil Transportation Subsidy					100,870.00
7320 Rental and Sinking Fund Payments / Building Reimbursement Subsidy					856,341.61
7330 Health Services (Medical, Dental, Nurse, Act 25)					58,749.85
7340 State Property Tax Reduction Allocation					1,450,301.16
7362 School Mental Health & Safety and Security Grants					51,964.29

LEA : 123468603 Upper Perkiomen SD

Printed 2/20/2024 2:36:20 PM

	<u>General Fund (10)</u>	<u>Student Sponsored Activity Fund (21)</u>	<u>Public Purpose Trust (27)</u>	<u>Other Compt Approved (28)</u>	<u>Athletic / Activity (29)</u>	<u>Capital Reserve (690, 1850) (31)</u>
7000 Revenue from State Sources						
7505 Ready to Learn Block Grant	378,374.00					
7820 State Share of Retirement Contributions	4,894,484.81					
7000 Total Revenue from State Sources	\$22,145,782.98					
8000 Revenue from Federal Sources						
8514 Title I - Improving the Academic Achievement of the Disadvantaged	357,049.23					
8515 Title II - Preparing, Training, and Recruiting High Quality Teachers and Principals	85,364.59					
8517 Title IV - 21st Century Schools	28,483.00					
8743 ESSER II - Elementary and Secondary School Emergency Relief Fund	21,930.69					
8744 ARP ESSER - Elementary and Secondary School Emergency Relief Fund	579,840.02					
8751 ARP ESSER Learning Loss	121,587.00					
8752 ARP ESSER Summer Programs	26,417.00					
8753 ARP ESSER Afterschool Programs	1,635.81					
8754 ARP ESSER Homeless Children and Youth Funds	4,536.00					
8810 School-Based Access Medicaid Reimbursement Program (SBAP) Reimbursements (Access)	297,440.44					
8820 Medical Assistance Reimbursement for Administrative Claiming (Quarterly) Program	13,253.20					
8000 Total Revenue from Federal Sources	\$1,537,536.98					
9000 Other Financing Sources						
9220 Leases and Other Right-to-Use Arrangements	80,473.77					
9310 General Fund Transfers						
9000 Total Other Financing Sources	\$80,473.77					
Total From All Sources	\$71,132,920.25					

LEA : 123468603 Upper Perkiomen SD

Printed 2/20/2024 2:36:20 PM

	<u>Capital Reserve</u> <u>(1431) (32)</u>	<u>Other Capital</u> <u>Projects Fund (39)</u>	<u>Debt Service (40)</u>	<u>Permanent (90)</u>	<u>Total</u>
7000 Revenue from State Sources					
7505 Ready to Learn Block Grant					378,374.00
7820 State Share of Retirement Contributions					4,894,484.81
7000 Total Revenue from State Sources					\$22,145,782.98
8000 Revenue from Federal Sources					
8514 Title I - Improving the Academic Achievement of the Disadvantaged					357,049.23
8515 Title II - Preparing, Training, and Recruiting High Quality Teachers and Principals					85,364.59
8517 Title IV - 21st Century Schools					28,483.00
8743 ESSER II - Elementary and Secondary School Emergency Relief Fund					21,930.69
8744 ARP ESSER - Elementary and Secondary School Emergency Relief Fund					579,840.02
8751 ARP ESSER Learning Loss					121,587.00
8752 ARP ESSER Summer Programs					26,417.00
8753 ARP ESSER Afterschool Programs					1,635.81
8754 ARP ESSER Homeless Children and Youth Funds					4,536.00
8810 School-Based Access Medicaid Reimbursement Program (SBAP) Reimbursements (Access)					297,440.44
8820 Medical Assistance Reimbursement for Administrative Claiming (Quarterly) Program					13,253.20
8000 Total Revenue from Federal Sources					\$1,537,536.98
9000 Other Financing Sources					
9220 Leases and Other Right-to-Use Arrangements					80,473.77
9310 General Fund Transfers	5,000,000.00				5,000,000.00
9000 Total Other Financing Sources	\$5,000,000.00				\$5,080,473.77
Total From All Sources	\$5,100,292.77	\$15,960.61			\$76,249,173.63

LEA : 123468603 Upper Perkiomen SD

Printed 2/20/2024 2:36:22 PM

	<u>General Fund (10)</u>	<u>Student Sponsored Activity Fund (21)</u>	<u>Public Purpose Trust (27)</u>	<u>Other Compt Approved (28)</u>	<u>Athletic / Activity (29)</u>	<u>Capital Reserve (690. 1850) (31)</u>
Revenue from Local Sources	47,369,126.52					
Revenue from State Sources	22,145,782.98					
Revenue from Federal Sources	1,537,536.98					
Other Financing Sources	80,473.77					
Total From All Sources	\$71,132,920.25					

LEA : 123468603 Upper Perkiomen SD

Printed 2/20/2024 2:36:22 PM

	<u>Capital Reserve (1431)</u> <u>(32)</u>	<u>Other Capital Projects</u> <u>Fund (39)</u>	<u>Debt Service (40)</u>	<u>Permanent (90)</u>	<u>Total</u>
Revenue from Local Sources	100,292.77	15,960.61			47,485,379.90
Revenue from State Sources					22,145,782.98
Revenue from Federal Sources					1,537,536.98
Other Financing Sources	5,000,000.00				5,080,473.77
Total From All Sources	\$5,100,292.77	\$15,960.61			\$76,249,173.63

LEA : 123468603 Upper Perkiomen SD

Printed 2/20/2024 2:36:25 PM

General Fund (10)

1000 Instruction		Total
100 <u>Personnel Services – Salaries</u>		
100 Personnel Services – Salaries		19,843,016.59
Total Personnel Services – Salaries		\$19,843,016.59
200 <u>Personnel Services – Employee Benefits</u>		
210 Group Insurance – Contracted Provider		43,199.44
220 Social Security Contributions		1,463,648.02
230 PSERS Retirement Contributions		6,987,693.10
260 Workers' Compensation		55,075.02
270 Group Insurance – Self-Insurance		3,375,329.81
Total Personnel Services – Employee Benefits		\$11,924,945.39
300 <u>Purchased Professional and Technical Services</u>		
322 Professional Educational Services – Ius		714,964.46
323 Professional Educational Services – Other Educational Agencies		236,933.57
329 Professional Educational Services – Other		858,248.99
330 Other Professional Services		2,175.23
340 Technical Services		3,096.00
Total Purchased Professional and Technical Services		\$1,815,418.25
400 <u>Purchased Property Services</u>		
430 Repairs and Maintenance Services		37,455.07
440 Rentals		49,083.31
Total Purchased Property Services		\$86,538.38
500 <u>Other Purchased Services</u>		
510 Student Transportation Services		3,535.75
530 Communications		2,020.57
550 Printing and Binding		9,770.55
561 Tuition To Other School Districts Within the State		31,909.38
562 Tuition To Pennsylvania Charter Schools		3,354,012.02
563 Tuition To Nonpublic Schools		509,243.85
564 Tuition To Career and Technology Centers		2,847,058.41
567 Tuition To Approved Private Schools (APS) and PA Chartered Schools for the Deaf and Blind		407,193.52
568 Tuition To Private Residential Rehabilitative Institutions (PRRI) [In-State] and Detention Centers		20,372.47
580 Travel		3,600.82
Total Other Purchased Services		\$7,188,717.34
600 <u>Supplies</u>		
610 General Supplies		245,617.09
630 Food		510.61
640 Books and Periodicals		122,982.36
650 Supplies & Fees – Technology Related		645,270.89
Total Supplies		\$1,014,380.95
700 <u>Property</u>		
738 Technology Software Lease and Other Right-to-Use Arrangements		45,543.72
756 Capitalized Technology Equipment – Original		409,822.69
766 Capitalized Technology Equipment – Replacement		86,926.20

LEA : 123468603 Upper Perkiomen SD

Printed 2/20/2024 2:36:25 PM

General Fund (10)

1000 Instruction		<u>Total</u>
Total Property		\$542,292.61
800 <u>Other Objects</u>		
810 Dues and Fees		11,342.48
Total Other Objects		\$11,342.48
Total 1000 Instruction		\$42,426,651.99

LEA : 123468603 Upper Perkiomen SD

Printed 2/20/2024 2:36:25 PM

General Fund (10)

1100 Regular Programs – Elementary / Secondary	Elementary	Secondary	Federal	Total
100 Personnel Services – Salaries				
100 Personnel Services – Salaries	8,247,181.30	7,206,787.37	244,975.48	15,698,944.15
Total Personnel Services – Salaries	\$8,247,181.30	\$7,206,787.37	\$244,975.48	\$15,698,944.15
200 Personnel Services – Employee Benefits				
210 Group Insurance – Contracted Provider	16,793.42	15,183.93	143.52	32,120.87
220 Social Security Contributions	605,959.46	534,055.79	18,348.02	1,158,363.27
230 PSERS Retirement Contributions	2,908,225.27	2,535,986.05	86,463.88	5,530,675.20
260 Workers' Compensation	21,915.70	21,915.70		43,831.40
270 Group Insurance – Self-Insurance	1,553,012.06	1,171,265.53	23,557.04	2,747,834.63
Total Personnel Services – Employee Benefits	\$5,105,905.91	\$4,278,407.00	\$128,512.46	\$9,512,825.37
300 Purchased Professional and Technical Services				
322 Professional Educational Services – lus		511.00	3,451.97	3,962.97
323 Professional Educational Services – Other Educational Agencies		8,754.68		8,754.68
329 Professional Educational Services – Other	352,605.78	223,427.80	697.15	576,730.73
330 Other Professional Services		1,464.00		1,464.00
Total Purchased Professional and Technical Services	\$352,605.78	\$234,157.48	\$4,149.12	\$590,912.38
400 Purchased Property Services				
430 Repairs and Maintenance Services	14,421.75	23,033.32		37,455.07
440 Rentals		49,083.31		49,083.31
Total Purchased Property Services	\$14,421.75	\$72,116.63		\$86,538.38
500 Other Purchased Services				
510 Student Transportation Services	3,051.25			3,051.25
530 Communications	390.25	390.25		780.50
550 Printing and Binding		9,770.55		9,770.55
561 Tuition To Other School Districts Within the State		16,405.98		16,405.98
562 Tuition To Pennsylvania Charter Schools	803,393.99	1,237,517.01		2,040,911.00
563 Tuition To Nonpublic Schools		14,266.93	56,223.50	70,490.43
568 Tuition To Private Residential Rehabilitative Institutions (PRRI) [In-State] and Detention Centers		20,372.47		20,372.47
580 Travel	1,581.44	1,711.67		3,293.11
Total Other Purchased Services	\$808,416.93	\$1,300,434.86	\$56,223.50	\$2,165,075.29
600 Supplies				
610 General Supplies	98,569.12	124,463.66	369.55	223,402.33
630 Food	510.61			510.61
640 Books and Periodicals	66,488.59	16,218.38	2,304.80	85,011.77
650 Supplies & Fees – Technology Related	208,910.58	338,123.34	50,424.40	597,458.32
Total Supplies	\$374,478.90	\$478,805.38	\$53,098.75	\$906,383.03
700 Property				
738 Technology Software Lease and Other Right-to-Use Arrangements		45,543.72		45,543.72
756 Capitalized Technology Equipment – Original	204,911.35	204,911.34		409,822.69
766 Capitalized Technology Equipment – Replacement	43,463.10	43,463.10		86,926.20
Total Property	\$248,374.45	\$293,918.16		\$542,292.61
800 Other Objects				

LEA : 123468603 Upper Perkiomen SD

Printed 2/20/2024 2:36:25 PM

General Fund (10)				
1100 Regular Programs – Elementary / Secondary	<u>Elementary</u>	<u>Secondary</u>	<u>Federal</u>	<u>Total</u>
800 <u>Other Objects</u>				
810 Dues and Fees	3,401.70	6,935.91		10,337.61
Total Other Objects	\$3,401.70	\$6,935.91		\$10,337.61
Total 1100 Regular Programs – Elementary / Secondary	\$15,154,786.72	\$13,871,562.79	\$486,959.31	\$29,513,308.82

LEA : 123468603 Upper Perkiomen SD

Printed 2/20/2024 2:36:25 PM

General Fund (10)

1110 Regular Programs

	Elementary	Secondary	Federal	Total
100 <u>Personnel Services – Salaries</u>				
100 Personnel Services – Salaries	8,247,181.30	7,206,787.37	20,088.52	15,474,057.19
Total Personnel Services – Salaries	\$8,247,181.30	\$7,206,787.37	\$20,088.52	\$15,474,057.19
200 <u>Personnel Services – Employee Benefits</u>				
210 Group Insurance – Contracted Provider	16,793.42	15,183.93		31,977.35
220 Social Security Contributions	605,959.46	534,055.79	1,509.60	1,141,524.85
230 PSERS Retirement Contributions	2,908,225.27	2,535,986.05	6,454.69	5,450,666.01
260 Workers' Compensation	21,915.70	21,915.70		43,831.40
270 Group Insurance – Self-Insurance	1,553,012.06	1,171,265.53		2,724,277.59
Total Personnel Services – Employee Benefits	\$5,105,905.91	\$4,278,407.00	\$7,964.29	\$9,392,277.20
300 <u>Purchased Professional and Technical Services</u>				
322 Professional Educational Services – lus		511.00		511.00
323 Professional Educational Services – Other Educational Agencies		8,754.68		8,754.68
329 Professional Educational Services – Other	352,605.78	223,427.80		576,033.58
330 Other Professional Services		1,464.00		1,464.00
Total Purchased Professional and Technical Services	\$352,605.78	\$234,157.48		\$586,763.26
400 <u>Purchased Property Services</u>				
430 Repairs and Maintenance Services	14,421.75	23,033.32		37,455.07
440 Rentals		49,083.31		49,083.31
Total Purchased Property Services	\$14,421.75	\$72,116.63		\$86,538.38
500 <u>Other Purchased Services</u>				
510 Student Transportation Services	3,051.25			3,051.25
530 Communications	390.25	390.25		780.50
550 Printing and Binding		9,770.55		9,770.55
561 Tuition To Other School Districts Within the State		16,405.98		16,405.98
562 Tuition To Pennsylvania Charter Schools	803,393.99	1,237,517.01		2,040,911.00
563 Tuition To Nonpublic Schools		14,266.93	56,223.50	70,490.43
568 Tuition To Private Residential Rehabilitative Institutions (PRRI) [In-State] and Detention Centers		20,372.47		20,372.47
580 Travel	1,581.44	1,711.67		3,293.11
Total Other Purchased Services	\$808,416.93	\$1,300,434.86	\$56,223.50	\$2,165,075.29
600 <u>Supplies</u>				
610 General Supplies	98,569.12	124,463.66		223,032.78
630 Food	510.61			510.61
640 Books and Periodicals	66,488.59	16,218.38	27.14	82,734.11
650 Supplies & Fees – Technology Related	208,910.58	338,123.34	21,941.40	568,975.32
Total Supplies	\$374,478.90	\$478,805.38	\$21,968.54	\$875,252.82
700 <u>Property</u>				
738 Technology Software Lease and Other Right-to-Use Arrangements		45,543.72		45,543.72
756 Capitalized Technology Equipment – Original	204,911.35	204,911.34		409,822.69
766 Capitalized Technology Equipment – Replacement	43,463.10	43,463.10		86,926.20
Total Property	\$248,374.45	\$293,918.16		\$542,292.61
800 <u>Other Objects</u>				

LEA : 123468603 Upper Perkiomen SD

Printed 2/20/2024 2:36:25 PM

General Fund (10)				
1110 Regular Programs	<u>Elementary</u>	<u>Secondary</u>	<u>Federal</u>	<u>Total</u>
800 <u>Other Objects</u>				
810 Dues and Fees	3,401.70	6,935.91		10,337.61
Total Other Objects	\$3,401.70	\$6,935.91		\$10,337.61
Total 1110 Regular Programs	\$15,154,786.72	\$13,871,562.79	\$106,244.85	\$29,132,594.36

LEA : 123468603 Upper Perkiomen SD

Printed 2/20/2024 2:36:25 PM

General Fund (10)

1190 Federally-Funded Regular Programs	<u>Elementary</u>	<u>Secondary</u>	<u>Federal</u>	<u>Total</u>
100 <u>Personnel Services – Salaries</u>				
100 Personnel Services – Salaries			224,886.96	224,886.96
Total Personnel Services – Salaries			\$224,886.96	\$224,886.96
200 <u>Personnel Services – Employee Benefits</u>				
210 Group Insurance – Contracted Provider			143.52	143.52
220 Social Security Contributions			16,838.42	16,838.42
230 PSERS Retirement Contributions			80,009.19	80,009.19
270 Group Insurance – Self-Insurance			23,557.04	23,557.04
Total Personnel Services – Employee Benefits			\$120,548.17	\$120,548.17
300 <u>Purchased Professional and Technical Services</u>				
322 Professional Educational Services – Ius			3,451.97	3,451.97
329 Professional Educational Services – Other			697.15	697.15
Total Purchased Professional and Technical Services			\$4,149.12	\$4,149.12
600 <u>Supplies</u>				
610 General Supplies			369.55	369.55
640 Books and Periodicals			2,277.66	2,277.66
650 Supplies & Fees – Technology Related			28,483.00	28,483.00
Total Supplies			\$31,130.21	\$31,130.21
Total 1190 Federally-Funded Regular Programs			\$380,714.46	\$380,714.46

LEA : 123468603 Upper Perkiomen SD

Printed 2/20/2024 2:36:25 PM

General Fund (10)

1200 Special Programs – Elementary / Secondary	Elementary	Secondary	Federal	Total
100 Personnel Services – Salaries				
100 Personnel Services – Salaries	1,895,447.54	2,247,986.65		4,143,434.19
Total Personnel Services – Salaries	\$1,895,447.54	\$2,247,986.65		\$4,143,434.19
200 Personnel Services – Employee Benefits				
210 Group Insurance – Contracted Provider	5,154.70	5,923.87		11,078.57
220 Social Security Contributions	139,551.80	165,686.84		305,238.64
230 PSERS Retirement Contributions	665,535.54	791,257.31		1,456,792.85
260 Workers' Compensation	5,307.94	5,893.42		11,201.36
270 Group Insurance – Self-Insurance	301,173.27	326,321.91		627,495.18
Total Personnel Services – Employee Benefits	\$1,116,723.25	\$1,295,083.35		\$2,411,806.60
300 Purchased Professional and Technical Services				
322 Professional Educational Services – lus	368,404.03	335,814.46	2,678.00	706,896.49
323 Professional Educational Services – Other Educational Agencies	1,587.65	226,591.24		228,178.89
329 Professional Educational Services – Other	140,128.05	141,390.21		281,518.26
330 Other Professional Services		711.23		711.23
340 Technical Services		3,096.00		3,096.00
Total Purchased Professional and Technical Services	\$510,119.73	\$707,603.14	\$2,678.00	\$1,220,400.87
500 Other Purchased Services				
510 Student Transportation Services	178.50	306.00		484.50
530 Communications	619.98	620.09		1,240.07
561 Tuition To Other School Districts Within the State		15,503.40		15,503.40
562 Tuition To Pennsylvania Charter Schools	276,293.98	1,036,807.04		1,313,101.02
563 Tuition To Nonpublic Schools		384,004.96	54,748.46	438,753.42
567 Tuition To Approved Private Schools (APS) and PA Chartered Schools for the Deaf and Blind	160,675.61	246,517.91		407,193.52
580 Travel	186.11	117.67		303.78
Total Other Purchased Services	\$437,954.18	\$1,683,877.07	\$54,748.46	\$2,176,579.71
600 Supplies				
610 General Supplies	3,577.32	17,554.72		21,132.04
640 Books and Periodicals	14,054.10	23,916.49		37,970.59
650 Supplies & Fees – Technology Related	24,077.37	23,735.20		47,812.57
Total Supplies	\$41,708.79	\$65,206.41		\$106,915.20
800 Other Objects				
810 Dues and Fees	442.71	562.16		1,004.87
Total Other Objects	\$442.71	\$562.16		\$1,004.87
Total 1200 Special Programs – Elementary / Secondary	\$4,002,396.20	\$6,000,318.78	\$57,426.46	\$10,060,141.44

LEA : 123468603 Upper Perkiomen SD

Printed 2/20/2024 2:36:25 PM

General Fund (10)

1210 Life Skills Support

	<u>Elementary</u>	<u>Secondary</u>	<u>Federal</u>	<u>Total</u>
100 <u>Personnel Services – Salaries</u>				
100 Personnel Services – Salaries	51,147.24	253,902.21		305,049.45
Total Personnel Services – Salaries	\$51,147.24	\$253,902.21		\$305,049.45
200 <u>Personnel Services – Employee Benefits</u>				
210 Group Insurance – Contracted Provider	90.21	601.50		691.71
220 Social Security Contributions	3,831.16	19,222.32		23,053.48
230 PSERS Retirement Contributions	17,952.59	91,257.51		109,210.10
260 Workers' Compensation	116.57	700.56		817.13
270 Group Insurance – Self-Insurance	1,055.13	15,364.83		16,419.96
Total Personnel Services – Employee Benefits	\$23,045.66	\$127,146.72		\$150,192.38
300 <u>Purchased Professional and Technical Services</u>				
322 Professional Educational Services – lus		66,951.55		66,951.55
329 Professional Educational Services – Other	345.53	5,190.17		5,535.70
Total Purchased Professional and Technical Services	\$345.53	\$72,141.72		\$72,487.25
500 <u>Other Purchased Services</u>				
510 Student Transportation Services		306.00		306.00
567 Tuition To Approved Private Schools (APS) and PA Chartered Schools for the Deaf and Blind		27,467.00		27,467.00
Total Other Purchased Services		\$27,773.00		\$27,773.00
600 <u>Supplies</u>				
610 General Supplies	75.85	7,480.64		7,556.49
640 Books and Periodicals		93.94		93.94
650 Supplies & Fees – Technology Related		1,178.76		1,178.76
Total Supplies	\$75.85	\$8,753.34		\$8,829.19
Total 1210 Life Skills Support	\$74,614.28	\$489,716.99		\$564,331.27

LEA : 123468603 Upper Perkiomen SD

Printed 2/20/2024 2:36:25 PM

General Fund (10)

1220 Sensory Support	Elementary	Secondary	Federal	Total
100 <u>Personnel Services – Salaries</u>				
100 Personnel Services – Salaries	148,271.69	39,161.56		187,433.25
Total Personnel Services – Salaries	\$148,271.69	\$39,161.56		\$187,433.25
200 <u>Personnel Services – Employee Benefits</u>				
210 Group Insurance – Contracted Provider	554.82	388.90		943.72
220 Social Security Contributions	10,839.37	2,894.53		13,733.90
230 PSERS Retirement Contributions	52,016.16	13,720.25		65,736.41
260 Workers' Compensation	298.41	298.78		597.19
270 Group Insurance – Self-Insurance	35,513.77	7,601.97		43,115.74
Total Personnel Services – Employee Benefits	\$99,222.53	\$24,904.43		\$124,126.96
300 <u>Purchased Professional and Technical Services</u>				
322 Professional Educational Services – lus	154,488.09	1,541.96		156,030.05
329 Professional Educational Services – Other		1,187.50		1,187.50
Total Purchased Professional and Technical Services	\$154,488.09	\$2,729.46		\$157,217.55
500 <u>Other Purchased Services</u>				
567 Tuition To Approved Private Schools (APS) and PA Chartered Schools for the Deaf and Blind	3,062.80	3,062.80		6,125.60
580 Travel	68.45			68.45
Total Other Purchased Services	\$3,131.25	\$3,062.80		\$6,194.05
600 <u>Supplies</u>				
610 General Supplies	663.12			663.12
640 Books and Periodicals	265.10	236.38		501.48
650 Supplies & Fees – Technology Related	1,549.93			1,549.93
Total Supplies	\$2,478.15	\$236.38		\$2,714.53
800 <u>Other Objects</u>				
810 Dues and Fees	178.00	89.00		267.00
Total Other Objects	\$178.00	\$89.00		\$267.00
Total 1220 Sensory Support	\$407,769.71	\$70,183.63		\$477,953.34

LEA : 123468603 Upper Perkiomen SD

Printed 2/20/2024 2:36:25 PM

General Fund (10)

1230 Emotional Support

	Elementary	Secondary	Federal	Total
100 <u>Personnel Services – Salaries</u>				
100 Personnel Services – Salaries	594,007.28	339,305.23		933,312.51
Total Personnel Services – Salaries	\$594,007.28	\$339,305.23		\$933,312.51
200 <u>Personnel Services – Employee Benefits</u>				
210 Group Insurance – Contracted Provider	1,164.33	1,074.01		2,238.34
220 Social Security Contributions	44,160.32	24,805.49		68,965.81
230 PSERS Retirement Contributions	208,048.07	119,243.59		327,291.66
260 Workers' Compensation	1,195.89	1,196.64		2,392.53
270 Group Insurance – Self-Insurance	60,354.31	49,114.58		109,468.89
Total Personnel Services – Employee Benefits	\$314,922.92	\$195,434.31		\$510,357.23
300 <u>Purchased Professional and Technical Services</u>				
322 Professional Educational Services – lus	86,629.38	127,592.18		214,221.56
323 Professional Educational Services – Other Educational Agencies	1,587.65	196,056.00		197,643.65
329 Professional Educational Services – Other	123,963.44	107,644.88		231,608.32
Total Purchased Professional and Technical Services	\$212,180.47	\$431,293.06		\$643,473.53
500 <u>Other Purchased Services</u>				
510 Student Transportation Services	178.50			178.50
563 Tuition To Nonpublic Schools		369,864.51	54,748.46	424,612.97
567 Tuition To Approved Private Schools (APS) and PA Chartered Schools for the Deaf and Blind		58,375.29		58,375.29
Total Other Purchased Services	\$178.50	\$428,239.80	\$54,748.46	\$483,166.76
600 <u>Supplies</u>				
610 General Supplies	1,295.24	9,158.45		10,453.69
640 Books and Periodicals	3,422.91	775.03		4,197.94
650 Supplies & Fees – Technology Related	2,208.45	750.00		2,958.45
Total Supplies	\$6,926.60	\$10,683.48		\$17,610.08
Total 1230 Emotional Support	\$1,128,215.77	\$1,404,955.88	\$54,748.46	\$2,587,920.11

LEA : 123468603 Upper Perkiomen SD

Printed 2/20/2024 2:36:25 PM

General Fund (10)

1240 Academic Support

	Elementary	Secondary	Federal	Total
100 <u>Personnel Services – Salaries</u>				
100 Personnel Services – Salaries	1,031,688.61	1,447,770.11		2,479,458.72
Total Personnel Services – Salaries	\$1,031,688.61	\$1,447,770.11		\$2,479,458.72
200 <u>Personnel Services – Employee Benefits</u>				
210 Group Insurance – Contracted Provider	3,173.69	3,463.95		6,637.64
220 Social Security Contributions	75,604.38	106,408.55		182,012.93
230 PSERS Retirement Contributions	362,719.31	508,787.79		871,507.10
260 Workers' Compensation	3,350.75	3,350.75		6,701.50
270 Group Insurance – Self-Insurance	183,521.13	231,309.07		414,830.20
Total Personnel Services – Employee Benefits	\$628,369.26	\$853,320.11		\$1,481,689.37
300 <u>Purchased Professional and Technical Services</u>				
323 Professional Educational Services – Other Educational Agencies		2,068.99		2,068.99
329 Professional Educational Services – Other	15,819.08	25,014.04		40,833.12
330 Other Professional Services		711.23		711.23
340 Technical Services		3,096.00		3,096.00
Total Purchased Professional and Technical Services	\$15,819.08	\$30,890.26		\$46,709.34
500 <u>Other Purchased Services</u>				
561 Tuition To Other School Districts Within the State		15,503.40		15,503.40
563 Tuition To Nonpublic Schools		14,140.45		14,140.45
Total Other Purchased Services		\$29,643.85		\$29,643.85
600 <u>Supplies</u>				
610 General Supplies	1,484.37	827.51		2,311.88
640 Books and Periodicals	9,698.09	18,074.39		27,772.48
650 Supplies & Fees – Technology Related	7,108.68	3,653.87		10,762.55
Total Supplies	\$18,291.14	\$22,555.77		\$40,846.91
800 <u>Other Objects</u>				
810 Dues and Fees	264.71	473.16		737.87
Total Other Objects	\$264.71	\$473.16		\$737.87
Total 1240 Academic Support	\$1,694,432.80	\$2,384,653.26		\$4,079,086.06

LEA : 123468603 Upper Perkiomen SD

Printed 2/20/2024 2:36:25 PM

General Fund (10)

1241 Learning Support – Public	Elementary	Secondary	Federal	Total
100 <u>Personnel Services – Salaries</u>				
100 Personnel Services – Salaries	839,819.28	1,354,147.47		2,193,966.75
Total Personnel Services – Salaries	\$839,819.28	\$1,354,147.47		\$2,193,966.75
200 <u>Personnel Services – Employee Benefits</u>				
210 Group Insurance – Contracted Provider	2,781.15	3,172.95		5,954.10
220 Social Security Contributions	61,479.62	99,449.11		160,928.73
230 PSERS Retirement Contributions	295,066.15	475,776.54		770,842.69
260 Workers' Compensation	2,922.19	2,922.19		5,844.38
270 Group Insurance – Self-Insurance	148,762.54	214,975.75		363,738.29
Total Personnel Services – Employee Benefits	\$511,011.65	\$796,296.54		\$1,307,308.19
300 <u>Purchased Professional and Technical Services</u>				
323 Professional Educational Services – Other Educational Agencies		2,068.99		2,068.99
329 Professional Educational Services – Other	15,463.77	22,930.58		38,394.35
340 Technical Services		3,096.00		3,096.00
Total Purchased Professional and Technical Services	\$15,463.77	\$28,095.57		\$43,559.34
500 <u>Other Purchased Services</u>				
561 Tuition To Other School Districts Within the State		15,503.40		15,503.40
563 Tuition To Nonpublic Schools		14,140.45		14,140.45
Total Other Purchased Services		\$29,643.85		\$29,643.85
600 <u>Supplies</u>				
610 General Supplies	1,021.11	726.88		1,747.99
640 Books and Periodicals	9,698.09	18,074.39		27,772.48
650 Supplies & Fees – Technology Related	2,992.98	3,653.87		6,646.85
Total Supplies	\$13,712.18	\$22,455.14		\$36,167.32
800 <u>Other Objects</u>				
810 Dues and Fees	264.71	473.16		737.87
Total Other Objects	\$264.71	\$473.16		\$737.87
Total 1241 Learning Support – Public	\$1,380,271.59	\$2,231,111.73		\$3,611,383.32

LEA : 123468603 Upper Perkiomen SD

Printed 2/20/2024 2:36:25 PM

General Fund (10)

1243 Gifted Support

	<u>Elementary</u>	<u>Secondary</u>	<u>Federal</u>	<u>Total</u>
100 <u>Personnel Services – Salaries</u>				
100 Personnel Services – Salaries	191,869.33	93,622.64		285,491.97
Total Personnel Services – Salaries	\$191,869.33	\$93,622.64		\$285,491.97
200 <u>Personnel Services – Employee Benefits</u>				
210 Group Insurance – Contracted Provider	392.54	291.00		683.54
220 Social Security Contributions	14,124.76	6,959.44		21,084.20
230 PSERS Retirement Contributions	67,653.16	33,011.25		100,664.41
260 Workers' Compensation	428.56	428.56		857.12
270 Group Insurance – Self-Insurance	34,758.59	16,333.32		51,091.91
Total Personnel Services – Employee Benefits	\$117,357.61	\$57,023.57		\$174,381.18
300 <u>Purchased Professional and Technical Services</u>				
329 Professional Educational Services – Other	355.31	2,083.46		2,438.77
330 Other Professional Services		711.23		711.23
Total Purchased Professional and Technical Services	\$355.31	\$2,794.69		\$3,150.00
600 <u>Supplies</u>				
610 General Supplies	463.26	100.63		563.89
650 Supplies & Fees – Technology Related	4,115.70			4,115.70
Total Supplies	\$4,578.96	\$100.63		\$4,679.59
Total 1243 Gifted Support	\$314,161.21	\$153,541.53		\$467,702.74

LEA : 123468603 Upper Perkiomen SD

Printed 2/20/2024 2:36:25 PM

General Fund (10)

1270 Multi-Handicapped Support	<u>Elementary</u>	<u>Secondary</u>	<u>Federal</u>	<u>Total</u>
100 <u>Personnel Services – Salaries</u>				
100 Personnel Services – Salaries		115,019.87		115,019.87
Total Personnel Services – Salaries		\$115,019.87		\$115,019.87
200 <u>Personnel Services – Employee Benefits</u>				
210 Group Insurance – Contracted Provider		250.06		250.06
220 Social Security Contributions		8,706.84		8,706.84
230 PSERS Retirement Contributions		40,535.01		40,535.01
260 Workers' Compensation	346.32	346.69		693.01
270 Group Insurance – Self-Insurance		6,928.35		6,928.35
Total Personnel Services – Employee Benefits	\$346.32	\$56,766.95		\$57,113.27
300 <u>Purchased Professional and Technical Services</u>				
322 Professional Educational Services – lus		13,383.16		13,383.16
329 Professional Educational Services – Other		2,353.62		2,353.62
Total Purchased Professional and Technical Services		\$15,736.78		\$15,736.78
600 <u>Supplies</u>				
610 General Supplies		29.38		29.38
640 Books and Periodicals		15.36		15.36
Total Supplies		\$44.74		\$44.74
Total 1270 Multi-Handicapped Support	\$346.32	\$187,568.34		\$187,914.66

LEA : 123468603 Upper Perkiomen SD

Printed 2/20/2024 2:36:25 PM

General Fund (10)				
1290 Special Programs - Other Support	<u>Elementary</u>	<u>Secondary</u>	<u>Federal</u>	<u>Total</u>
100 <u>Personnel Services – Salaries</u>				
100 Personnel Services – Salaries	70,332.72	52,827.67		123,160.39
Total Personnel Services – Salaries	\$70,332.72	\$52,827.67		\$123,160.39
200 <u>Personnel Services – Employee Benefits</u>				
210 Group Insurance – Contracted Provider	171.65	145.45		317.10
220 Social Security Contributions	5,116.57	3,649.11		8,765.68
230 PSERS Retirement Contributions	24,799.41	17,713.16		42,512.57
270 Group Insurance – Self-Insurance	20,728.93	16,003.11		36,732.04
Total Personnel Services – Employee Benefits	\$50,816.56	\$37,510.83		\$88,327.39
300 <u>Purchased Professional and Technical Services</u>				
322 Professional Educational Services – Ius	127,286.56	126,345.61	2,678.00	256,310.17
323 Professional Educational Services – Other Educational Agencies		28,466.25		28,466.25
Total Purchased Professional and Technical Services	\$127,286.56	\$154,811.86	\$2,678.00	\$284,776.42
500 <u>Other Purchased Services</u>				
530 Communications	619.98	620.09		1,240.07
562 Tuition To Pennsylvania Charter Schools	276,293.98	1,036,807.04		1,313,101.02
567 Tuition To Approved Private Schools (APS) and PA Chartered Schools for the Deaf and Blind	157,612.81	157,612.82		315,225.63
580 Travel	117.66	117.67		235.33
Total Other Purchased Services	\$434,644.43	\$1,195,157.62		\$1,629,802.05
600 <u>Supplies</u>				
610 General Supplies	58.74	58.74		117.48
640 Books and Periodicals	668.00	4,721.39		5,389.39
650 Supplies & Fees – Technology Related	13,210.31	18,152.57		31,362.88
Total Supplies	\$13,937.05	\$22,932.70		\$36,869.75
Total 1290 Special Programs - Other Support	\$697,017.32	\$1,463,240.68	\$2,678.00	\$2,162,936.00

LEA : 123468603 Upper Perkiomen SD

Printed 2/20/2024 2:36:25 PM

General Fund (10)

1300 Vocational Education

500 Other Purchased Services

	<u>Elementary</u>	<u>Secondary</u>	<u>Federal</u>	<u>Total</u>
564 Tuition To Career and Technology Centers		2,847,058.41		2,847,058.41
Total Other Purchased Services		\$2,847,058.41		\$2,847,058.41
Total 1300 Vocational Education		\$2,847,058.41		\$2,847,058.41

LEA : 123468603 Upper Perkiomen SD

Printed 2/20/2024 2:36:25 PM

General Fund (10)

1400 Other Instructional Programs – Elementary / Secondary	<u>Elementary</u>	<u>Secondary</u>	<u>Federal</u>	<u>Total</u>
100 <u>Personnel Services – Salaries</u>				
100 Personnel Services – Salaries	407.00	231.25		638.25
Total Personnel Services – Salaries	\$407.00	\$231.25		\$638.25
200 <u>Personnel Services – Employee Benefits</u>				
220 Social Security Contributions	28.60	17.51		46.11
230 PSERS Retirement Contributions	143.51	81.54		225.05
260 Workers’ Compensation	21.13	21.13		42.26
Total Personnel Services – Employee Benefits	\$193.24	\$120.18		\$313.42
500 <u>Other Purchased Services</u>				
580 Travel		3.93		3.93
Total Other Purchased Services		\$3.93		\$3.93
Total 1400 Other Instructional Programs – Elementary / Secondary	\$600.24	\$355.36		\$955.60

LEA : 123468603 Upper Perkiomen SD

Printed 2/20/2024 2:36:25 PM

General Fund (10)

1430 Homebound Instruction	<u>Elementary</u>	<u>Secondary</u>	<u>Federal</u>	<u>Total</u>
100 <u>Personnel Services – Salaries</u>				
100 Personnel Services – Salaries	407.00	231.25		638.25
Total Personnel Services – Salaries	\$407.00	\$231.25		\$638.25
200 <u>Personnel Services – Employee Benefits</u>				
220 Social Security Contributions	28.60	17.51		46.11
230 PSERS Retirement Contributions	143.51	81.54		225.05
260 Workers’ Compensation	21.13	21.13		42.26
Total Personnel Services – Employee Benefits	\$193.24	\$120.18		\$313.42
500 <u>Other Purchased Services</u>				
580 Travel		3.93		3.93
Total Other Purchased Services		\$3.93		\$3.93
Total 1430 Homebound Instruction	\$600.24	\$355.36		\$955.60

LEA : 123468603 Upper Perkiomen SD

Printed 2/20/2024 2:36:25 PM

General Fund (10)

1500 Nonpublic School Programs	<u>Elementary</u>	<u>Secondary</u>	<u>Federal</u>	<u>Total</u>
300 <u>Purchased Professional and Technical Services</u>				
322 Professional Educational Services – lus			4,105.00	4,105.00
Total Purchased Professional and Technical Services			\$4,105.00	\$4,105.00
600 <u>Supplies</u>				
610 General Supplies			1,082.72	1,082.72
Total Supplies			\$1,082.72	\$1,082.72
Total 1500 Nonpublic School Programs			\$5,187.72	\$5,187.72

LEA : 123468603 Upper Perkiomen SD

Printed 2/20/2024 2:36:28 PM

General Fund (10)

2000 Support Services

Total

100	<u>Personnel Services – Salaries</u>	
100	Personnel Services – Salaries	7,476,936.68
Total Personnel Services – Salaries		\$7,476,936.68
200	<u>Personnel Services – Employee Benefits</u>	
210	Group Insurance – Contracted Provider	18,848.95
220	Social Security Contributions	547,024.41
230	PSERS Retirement Contributions	2,570,939.30
240	Tuition Reimbursement	91,708.20
260	Workers' Compensation	20,959.11
270	Group Insurance – Self-Insurance	1,763,735.20
280	Other Post-Employment Benefits (OPEB)	40,500.00
291	Other Retirement Plans	41,959.24
Total Personnel Services – Employee Benefits		\$5,095,674.41
300	<u>Purchased Professional and Technical Services</u>	
310	Official / Administrative Services	59,536.28
322	Professional Educational Services – Ius	39,920.00
329	Professional Educational Services – Other	6,436.69
330	Other Professional Services	1,575,899.83
340	Technical Services	128,551.70
350	Security / Safety Services	121,504.34
360	Employee Training and Development Services	231,772.51
Total Purchased Professional and Technical Services		\$2,163,621.35
400	<u>Purchased Property Services</u>	
410	Cleaning Services	148,609.64
420	Utility Services	91,023.95
430	Repairs and Maintenance Services	290,232.11
440	Rentals	29,795.52
450	Construction Services	84,528.85
Total Purchased Property Services		\$644,190.07
500	<u>Other Purchased Services</u>	
513	Contracted Carriers	3,978,313.31
516	Student Transportation Services From the IU	39,944.00
520	Insurance – General	122,111.00
521	Fire Insurance	146,722.00
522	Automotive Liability Insurance	30,352.00
523	General Property and Liability Insurance	73,497.99
529	Other Insurance	10,264.01
530	Communications	173,286.48
549	Other Advertising/Public Relations	6,297.44
550	Printing and Binding	5,919.33
580	Travel	50,298.28
595	IU Payments By Withholding	31,581.38
599	Other Miscellaneous Purchased Services	9,210.16
Total Other Purchased Services		\$4,677,797.38

LEA : 123468603 Upper Perkiomen SD

Printed 2/20/2024 2:36:28 PM

General Fund (10)

2000 Support Services

Total

600	<u>Supplies</u>	
610	General Supplies	425,004.75
620	Energy	656,468.04
630	Food	11,245.64
640	Books and Periodicals	25,609.20
650	Supplies & Fees – Technology Related	516,129.86
Total Supplies		\$1,634,457.49
700	<u>Property</u>	
738	Technology Software Lease and Other Right-to-Use Arrangements	34,930.05
752	Capital Equipment – Original and Additional	240,359.63
756	Capitalized Technology Equipment – Original	5,600.00
762	Capitalized Equipment - Replacement	49,256.00
766	Capitalized Technology Equipment – Replacement	2,141.94
Total Property		\$332,287.62
800	<u>Other Objects</u>	
810	Dues and Fees	27,300.15
820	Claims and Judgments Against the LEA	24,736.76
860	Grants To Municipal and Community Service Organizations	5,000.00
890	Miscellaneous Expenditures	1,797.49
Total Other Objects		\$58,834.40
Total 2000 Support Services		\$22,083,799.40

LEA : 123468603 Upper Perkiomen SD

Printed 2/20/2024 2:36:28 PM

General Fund (10)

2100 Support Services – Students	Elementary	Secondary	Federal	Total
100 <u>Personnel Services – Salaries</u>				
100 Personnel Services – Salaries	679,281.30	673,916.64		1,407,323.10
Total Personnel Services – Salaries	\$679,281.30	\$673,916.64		\$1,407,323.10
200 <u>Personnel Services – Employee Benefits</u>				
210 Group Insurance – Contracted Provider	1,245.94	1,452.44		2,779.78
220 Social Security Contributions	50,190.75	49,307.12		102,510.85
230 PSERS Retirement Contributions	238,288.39	237,617.37		490,359.56
260 Workers' Compensation	1,696.88	1,697.25		3,528.43
270 Group Insurance – Self-Insurance	130,204.44	165,348.76		309,712.66
Total Personnel Services – Employee Benefits	\$421,626.40	\$455,422.94		\$908,891.28
300 <u>Purchased Professional and Technical Services</u>				
330 Other Professional Services	28,982.15	25,982.17	390,411.20	445,375.52
Total Purchased Professional and Technical Services	\$28,982.15	\$25,982.17	\$390,411.20	\$445,375.52
500 <u>Other Purchased Services</u>				
530 Communications	46.50	46.55		93.05
580 Travel	634.39	490.45		1,124.84
Total Other Purchased Services	\$680.89	\$537.00		\$1,217.89
600 <u>Supplies</u>				
610 General Supplies	738.37	586.49		1,324.86
640 Books and Periodicals	895.89	478.70		1,374.59
650 Supplies & Fees – Technology Related	10,465.62	12,069.73		22,535.35
Total Supplies	\$12,099.88	\$13,134.92		\$25,234.80
800 <u>Other Objects</u>				
810 Dues and Fees		805.00		805.00
Total Other Objects		\$805.00		\$805.00
Total 2100 Support Services – Students	\$1,142,670.62	\$1,169,798.67	\$390,411.20	\$2,788,847.59

LEA : 123468603 Upper Perkiomen SD

Printed 2/20/2024 2:36:28 PM

General Fund (10)

2120 Guidance Services	Elementary	Secondary	Federal	Total
100 <u>Personnel Services – Salaries</u>				
100 Personnel Services – Salaries	496,472.17	542,842.08		1,039,314.25
Total Personnel Services – Salaries	\$496,472.17	\$542,842.08		\$1,039,314.25
200 <u>Personnel Services – Employee Benefits</u>				
210 Group Insurance – Contracted Provider	859.10	1,095.92		1,955.02
220 Social Security Contributions	36,707.98	39,622.30		76,330.28
230 PSERS Retirement Contributions	174,094.30	191,400.44		365,494.74
260 Workers' Compensation	1,262.66	1,262.66		2,525.32
270 Group Insurance – Self-Insurance	96,262.50	137,491.22		233,753.72
Total Personnel Services – Employee Benefits	\$309,186.54	\$370,872.54		\$680,059.08
300 <u>Purchased Professional and Technical Services</u>				
330 Other Professional Services	25,982.15	25,982.17	390,411.20	442,375.52
Total Purchased Professional and Technical Services	\$25,982.15	\$25,982.17	\$390,411.20	\$442,375.52
500 <u>Other Purchased Services</u>				
580 Travel		301.20		301.20
Total Other Purchased Services		\$301.20		\$301.20
600 <u>Supplies</u>				
610 General Supplies	572.02	586.49		1,158.51
640 Books and Periodicals		148.70		148.70
650 Supplies & Fees – Technology Related	8,898.12	10,742.23		19,640.35
Total Supplies	\$9,470.14	\$11,477.42		\$20,947.56
800 <u>Other Objects</u>				
810 Dues and Fees		805.00		805.00
Total Other Objects		\$805.00		\$805.00
Total 2120 Guidance Services	\$841,111.00	\$952,280.41	\$390,411.20	\$2,183,802.61

LEA : 123468603 Upper Perkiomen SD

Printed 2/20/2024 2:36:28 PM

General Fund (10)

2140 Psychological Services	Elementary	Secondary	Federal	Total
100 <u>Personnel Services – Salaries</u>				
100 Personnel Services – Salaries	182,809.13	131,074.56		313,883.69
Total Personnel Services – Salaries	\$182,809.13	\$131,074.56		\$313,883.69
200 <u>Personnel Services – Employee Benefits</u>				
210 Group Insurance – Contracted Provider	386.84	356.52		743.36
220 Social Security Contributions	13,482.77	9,684.82		23,167.59
230 PSERS Retirement Contributions	64,194.09	46,216.93		110,411.02
260 Workers' Compensation	434.22	434.59		868.81
270 Group Insurance – Self-Insurance	33,941.94	27,857.54		61,799.48
Total Personnel Services – Employee Benefits	\$112,439.86	\$84,550.40		\$196,990.26
300 <u>Purchased Professional and Technical Services</u>				
330 Other Professional Services	3,000.00			3,000.00
Total Purchased Professional and Technical Services	\$3,000.00			\$3,000.00
500 <u>Other Purchased Services</u>				
530 Communications	46.50	46.55		93.05
580 Travel	634.39	189.25		823.64
Total Other Purchased Services	\$680.89	\$235.80		\$916.69
600 <u>Supplies</u>				
610 General Supplies	166.35			166.35
640 Books and Periodicals	895.89	330.00		1,225.89
650 Supplies & Fees – Technology Related	1,567.50	1,327.50		2,895.00
Total Supplies	\$2,629.74	\$1,657.50		\$4,287.24
Total 2140 Psychological Services	\$301,559.62	\$217,518.26		\$519,077.88

LEA : 123468603 Upper Perkiomen SD

Printed 2/20/2024 2:36:28 PM

General Fund (10)

2170 Student Accounting Services	<u>Elementary</u>	<u>Secondary</u>	<u>Federal</u>	<u>Total</u>
100 <u>Personnel Services – Salaries</u>				
100 Personnel Services – Salaries				54,125.16
Total Personnel Services – Salaries				\$54,125.16
200 <u>Personnel Services – Employee Benefits</u>				
210 Group Insurance – Contracted Provider				81.40
220 Social Security Contributions				3,012.98
230 PSERS Retirement Contributions				14,453.80
260 Workers' Compensation				134.30
270 Group Insurance – Self-Insurance				14,159.46
Total Personnel Services – Employee Benefits				\$31,841.94
Total 2170 Student Accounting Services				\$85,967.10

LEA : 123468603 Upper Perkiomen SD

Printed 2/20/2024 2:36:28 PM

General Fund (10)

2200 Support Services – Instructional Staff	Elementary	Secondary	Federal	Total
100 Personnel Services – Salaries				
100 Personnel Services – Salaries	461,400.41	415,137.75	339,442.22	1,215,980.38
Total Personnel Services – Salaries	\$461,400.41	\$415,137.75	\$339,442.22	\$1,215,980.38
200 Personnel Services – Employee Benefits				
210 Group Insurance – Contracted Provider	810.33	870.28	261.68	1,942.29
220 Social Security Contributions	33,780.24	30,220.07	24,489.20	88,489.51
230 PSERS Retirement Contributions	154,323.38	141,266.69	119,687.22	415,277.29
240 Tuition Reimbursement	40,121.60	40,121.60		80,243.20
260 Workers' Compensation	1,217.77	1,215.13		2,432.90
270 Group Insurance – Self-Insurance	71,430.70	73,531.60	36,854.28	181,816.58
291 Other Retirement Plans	2,543.20	2,543.20		5,086.40
Total Personnel Services – Employee Benefits	\$304,227.22	\$289,768.57	\$181,292.38	\$775,288.17
300 Purchased Professional and Technical Services				
322 Professional Educational Services – lus			7,010.00	7,010.00
329 Professional Educational Services – Other	4,536.60	1,900.09		6,436.69
330 Other Professional Services	375.00	375.00		750.00
360 Employee Training and Development Services	6,682.58	14,165.91	175,254.75	196,103.24
Total Purchased Professional and Technical Services	\$11,594.18	\$16,441.00	\$182,264.75	\$210,299.93
500 Other Purchased Services				
530 Communications	3,142.23	3,142.37		6,284.60
580 Travel	4,818.17	2,336.99		7,155.16
Total Other Purchased Services	\$7,960.40	\$5,479.36		\$13,439.76
600 Supplies				
610 General Supplies	3,393.38	4,678.15		8,071.53
630 Food	413.11	413.10		826.21
640 Books and Periodicals	14,990.89	7,432.73		22,423.62
650 Supplies & Fees – Technology Related	6,985.16	13,504.60		20,489.76
Total Supplies	\$25,782.54	\$26,028.58		\$51,811.12
800 Other Objects				
810 Dues and Fees	407.00	317.00		724.00
Total Other Objects	\$407.00	\$317.00		\$724.00
Total 2200 Support Services – Instructional Staff	\$811,371.75	\$753,172.26	\$702,999.35	\$2,267,543.36

LEA : 123468603 Upper Perkiomen SD

Printed 2/20/2024 2:36:28 PM

General Fund (10)

2220 Technology Support Services	<u>Elementary</u>	<u>Secondary</u>	<u>Federal</u>	<u>Total</u>
600 <u>Supplies</u>				
640 Books and Periodicals	604.00			604.00
Total Supplies	\$604.00			\$604.00
Total 2220 Technology Support Services	\$604.00			\$604.00

LEA : 123468603 Upper Perkiomen SD

Printed 2/20/2024 2:36:28 PM

General Fund (10)

2230 Educational Television Services	<u>Elementary</u>	<u>Secondary</u>	<u>Federal</u>	<u>Total</u>
100 <u>Personnel Services – Salaries</u>				
100 Personnel Services – Salaries		30,360.00		30,360.00
Total Personnel Services – Salaries		\$30,360.00		\$30,360.00
200 <u>Personnel Services – Employee Benefits</u>				
210 Group Insurance – Contracted Provider		52.74		52.74
220 Social Security Contributions		2,267.84		2,267.84
230 PSERS Retirement Contributions		10,704.95		10,704.95
260 Workers' Compensation		205.23		205.23
270 Group Insurance – Self-Insurance		3,939.19		3,939.19
Total Personnel Services – Employee Benefits		\$17,169.95		\$17,169.95
600 <u>Supplies</u>				
610 General Supplies		1,608.92		1,608.92
650 Supplies & Fees – Technology Related		6,133.64		6,133.64
Total Supplies		\$7,742.56		\$7,742.56
Total 2230 Educational Television Services		\$55,272.51		\$55,272.51

LEA : 123468603 Upper Perkiomen SD

Printed 2/20/2024 2:36:28 PM

General Fund (10)

2250 School Library Services	Elementary	Secondary	Federal	Total
100 <u>Personnel Services – Salaries</u>				
100 Personnel Services – Salaries	213,233.16	185,731.98		398,965.14
Total Personnel Services – Salaries	\$213,233.16	\$185,731.98		\$398,965.14
200 <u>Personnel Services – Employee Benefits</u>				
210 Group Insurance – Contracted Provider	355.52	347.06		702.58
220 Social Security Contributions	15,378.12	13,333.11		28,711.23
230 PSERS Retirement Contributions	87,969.16	62,339.38		150,308.54
260 Workers' Compensation	505.14	505.14		1,010.28
270 Group Insurance – Self-Insurance	30,531.10	28,245.51		58,776.61
Total Personnel Services – Employee Benefits	\$134,739.04	\$104,770.20		\$239,509.24
300 <u>Purchased Professional and Technical Services</u>				
329 Professional Educational Services – Other	3,687.06	1,900.09		5,587.15
Total Purchased Professional and Technical Services	\$3,687.06	\$1,900.09		\$5,587.15
500 <u>Other Purchased Services</u>				
580 Travel		360.00		360.00
Total Other Purchased Services		\$360.00		\$360.00
600 <u>Supplies</u>				
610 General Supplies	906.25	582.12		1,488.37
640 Books and Periodicals	13,522.48	6,568.33		20,090.81
650 Supplies & Fees – Technology Related	6,865.16	7,250.96		14,116.12
Total Supplies	\$21,293.89	\$14,401.41		\$35,695.30
800 <u>Other Objects</u>				
810 Dues and Fees		119.00		119.00
Total Other Objects		\$119.00		\$119.00
Total 2250 School Library Services	\$372,953.15	\$307,282.68		\$680,235.83

LEA : 123468603 Upper Perkiomen SD

Printed 2/20/2024 2:36:28 PM

General Fund (10)

2260 Instruction and Curriculum Development Services	<u>Elementary</u>	<u>Secondary</u>	<u>Federal</u>	<u>Total</u>
100 <u>Personnel Services – Salaries</u>				
100 Personnel Services – Salaries	154,795.88	163,198.22	339,442.22	657,436.32
Total Personnel Services – Salaries	\$154,795.88	\$163,198.22	\$339,442.22	\$657,436.32
200 <u>Personnel Services – Employee Benefits</u>				
210 Group Insurance – Contracted Provider	408.82	424.49	261.68	1,094.99
220 Social Security Contributions	11,519.91	12,151.34	24,489.20	48,160.45
230 PSERS Retirement Contributions	53,642.97	56,605.52	119,687.22	229,935.71
260 Workers' Compensation	504.76	504.76		1,009.52
270 Group Insurance – Self-Insurance	32,500.88	32,947.93	36,854.28	102,303.09
291 Other Retirement Plans	2,543.20	2,543.20		5,086.40
Total Personnel Services – Employee Benefits	\$101,120.54	\$105,177.24	\$181,292.38	\$387,590.16
300 <u>Purchased Professional and Technical Services</u>				
330 Other Professional Services	375.00	375.00		750.00
Total Purchased Professional and Technical Services	\$375.00	\$375.00		\$750.00
500 <u>Other Purchased Services</u>				
530 Communications	1,160.99	1,161.08		2,322.07
580 Travel	1,570.18	1,570.17		3,140.35
Total Other Purchased Services	\$2,731.17	\$2,731.25		\$5,462.42
600 <u>Supplies</u>				
610 General Supplies	2,487.13	2,487.11		4,974.24
630 Food	413.11	413.10		826.21
640 Books and Periodicals	131.96	131.95		263.91
650 Supplies & Fees – Technology Related	120.00	120.00		240.00
Total Supplies	\$3,152.20	\$3,152.16		\$6,304.36
800 <u>Other Objects</u>				
810 Dues and Fees	109.00	198.00		307.00
Total Other Objects	\$109.00	\$198.00		\$307.00
Total 2260 Instruction and Curriculum Development Services	\$262,283.79	\$274,831.87	\$520,734.60	\$1,057,850.26

LEA : 123468603 Upper Perkiomen SD

Printed 2/20/2024 2:36:28 PM

General Fund (10)				
2270 Instructional Staff Professional Development Services	<u>Elementary</u>	<u>Secondary</u>	<u>Federal</u>	<u>Total</u>
100 <u>Personnel Services – Salaries</u>				
100 Personnel Services – Salaries	26,227.35	35,847.55		62,074.90
Total Personnel Services – Salaries	\$26,227.35	\$35,847.55		\$62,074.90
200 <u>Personnel Services – Employee Benefits</u>				
210 Group Insurance – Contracted Provider	45.99	45.99		91.98
220 Social Security Contributions	1,745.56	2,467.78		4,213.34
230 PSERS Retirement Contributions	8,286.39	11,616.84		19,903.23
240 Tuition Reimbursement	40,121.60	40,121.60		80,243.20
270 Group Insurance – Self-Insurance	8,398.72	8,398.97		16,797.69
Total Personnel Services – Employee Benefits	\$58,598.26	\$62,651.18		\$121,249.44
300 <u>Purchased Professional and Technical Services</u>				
322 Professional Educational Services – lus			7,010.00	7,010.00
329 Professional Educational Services – Other	598.00			598.00
360 Employee Training and Development Services	6,682.58	14,165.91	175,254.75	196,103.24
Total Purchased Professional and Technical Services	\$7,280.58	\$14,165.91	\$182,264.75	\$203,711.24
500 <u>Other Purchased Services</u>				
530 Communications	1,981.24	1,981.29		3,962.53
580 Travel	3,247.99	406.82		3,654.81
Total Other Purchased Services	\$5,229.23	\$2,388.11		\$7,617.34
600 <u>Supplies</u>				
640 Books and Periodicals	732.45	732.45		1,464.90
Total Supplies	\$732.45	\$732.45		\$1,464.90
800 <u>Other Objects</u>				
810 Dues and Fees	298.00			298.00
Total Other Objects	\$298.00			\$298.00
Total 2270 Instructional Staff Professional Development Services	\$98,365.87	\$115,785.20	\$182,264.75	\$396,415.82

LEA : 123468603 Upper Perkiomen SD

Printed 2/20/2024 2:36:28 PM

General Fund (10)

2290 Other Instructional Staff Services	<u>Elementary</u>	<u>Secondary</u>	<u>Federal</u>	<u>Total</u>
100 <u>Personnel Services – Salaries</u>				
100 Personnel Services – Salaries	67,144.02			67,144.02
Total Personnel Services – Salaries	\$67,144.02			\$67,144.02
200 <u>Personnel Services – Employee Benefits</u>				
220 Social Security Contributions	5,136.65			5,136.65
230 PSERS Retirement Contributions	4,424.86			4,424.86
260 Workers’ Compensation	207.87			207.87
Total Personnel Services – Employee Benefits	\$9,769.38			\$9,769.38
300 <u>Purchased Professional and Technical Services</u>				
329 Professional Educational Services – Other	251.54			251.54
Total Purchased Professional and Technical Services	\$251.54			\$251.54
Total 2290 Other Instructional Staff Services	\$77,164.94			\$77,164.94

LEA : 123468603 Upper Perkiomen SD

Printed 2/20/2024 2:36:28 PM

General Fund (10)

2300 Support Services – Administration	Elementary	Secondary	Federal	Total
100 <u>Personnel Services – Salaries</u>				
100 Personnel Services – Salaries	667,688.67	713,027.14		1,817,509.35
Total Personnel Services – Salaries	\$667,688.67	\$713,027.14		\$1,817,509.35
200 <u>Personnel Services – Employee Benefits</u>				
210 Group Insurance – Contracted Provider	2,150.77	2,237.89		5,378.44
220 Social Security Contributions	50,033.86	53,278.29		131,395.68
230 PSERS Retirement Contributions	235,549.60	251,674.41		627,484.51
260 Workers' Compensation	2,015.28	2,015.28		5,477.70
270 Group Insurance – Self-Insurance	149,777.66	154,351.80		359,929.22
280 Other Post-Employment Benefits (OPEB)	13,500.00			13,500.00
291 Other Retirement Plans	4,832.07	5,597.42		29,124.33
Total Personnel Services – Employee Benefits	\$457,859.24	\$469,155.09		\$1,172,289.88
300 <u>Purchased Professional and Technical Services</u>				
310 Official / Administrative Services				59,536.28
330 Other Professional Services				339,668.00
Total Purchased Professional and Technical Services				\$399,204.28
400 <u>Purchased Property Services</u>				
440 Rentals				1,442.75
Total Purchased Property Services				\$1,442.75
500 <u>Other Purchased Services</u>				
520 Insurance – General				122,111.00
530 Communications	31,911.85	30,602.37		90,489.00
549 Other Advertising/Public Relations				1,015.00
550 Printing and Binding	162.78	500.00		5,919.33
580 Travel	11,481.50	7,828.58		28,014.46
599 Other Miscellaneous Purchased Services				664.79
Total Other Purchased Services	\$43,556.13	\$38,930.95		\$248,213.58
600 <u>Supplies</u>				
610 General Supplies	3,796.48	600.84		31,351.95
630 Food	611.74	673.72		10,329.41
640 Books and Periodicals	1,093.99	133.00		1,761.99
650 Supplies & Fees – Technology Related				18,250.00
Total Supplies	\$5,502.21	\$1,407.56		\$61,693.35
800 <u>Other Objects</u>				
810 Dues and Fees	2,417.48	1,316.52		12,813.00
820 Claims and Judgments Against the LEA				24,736.76
860 Grants To Municipal and Community Service Organizations				5,000.00
890 Miscellaneous Expenditures				1,797.49
Total Other Objects	\$2,417.48	\$1,316.52		\$44,347.25
Total 2300 Support Services – Administration	\$1,177,023.73	\$1,223,837.26		\$3,744,700.44

LEA : 123468603 Upper Perkiomen SD

Printed 2/20/2024 2:36:28 PM

General Fund (10)

2310 Board Services

Elementary Secondary Federal Total

300 <u>Purchased Professional and Technical Services</u>				
330 Other Professional Services				6,800.00
Total Purchased Professional and Technical Services				\$6,800.00
500 <u>Other Purchased Services</u>				
520 Insurance – General				122,111.00
549 Other Advertising/Public Relations				892.00
580 Travel				1,788.31
Total Other Purchased Services				\$124,791.31
600 <u>Supplies</u>				
610 General Supplies				4,770.45
630 Food				3,953.24
640 Books and Periodicals				339.50
Total Supplies				\$9,063.19
800 <u>Other Objects</u>				
820 Claims and Judgments Against the LEA				24,736.76
Total Other Objects				\$24,736.76
Total 2310 Board Services				\$165,391.26

LEA : 123468603 Upper Perkiomen SD

Printed 2/20/2024 2:36:28 PM

General Fund (10)

2330 Tax Assessment and Collection Services	<u>Elementary</u>	<u>Secondary</u>	<u>Federal</u>	<u>Total</u>
100 <u>Personnel Services – Salaries</u>				
100 Personnel Services – Salaries				71,296.26
Total Personnel Services – Salaries				\$71,296.26
200 <u>Personnel Services – Employee Benefits</u>				
210 Group Insurance – Contracted Provider				159.77
220 Social Security Contributions				5,350.49
230 PSERS Retirement Contributions				12,119.95
260 Workers' Compensation				353.11
270 Group Insurance – Self-Insurance				9,987.30
291 Other Retirement Plans				112.79
Total Personnel Services – Employee Benefits				\$28,083.41
300 <u>Purchased Professional and Technical Services</u>				
310 Official / Administrative Services				59,536.28
330 Other Professional Services				7,360.00
Total Purchased Professional and Technical Services				\$66,896.28
500 <u>Other Purchased Services</u>				
530 Communications				27,974.78
550 Printing and Binding				4,920.00
Total Other Purchased Services				\$32,894.78
600 <u>Supplies</u>				
610 General Supplies				16,296.93
650 Supplies & Fees – Technology Related				8,350.00
Total Supplies				\$24,646.93
Total 2330 Tax Assessment and Collection Services				\$223,817.66

LEA : 123468603 Upper Perkiomen SD

Printed 2/20/2024 2:36:28 PM

General Fund (10)

2350 Legal and Accounting Services	<u>Elementary</u>	<u>Secondary</u>	<u>Federal</u>	<u>Total</u>
300 <u>Purchased Professional and Technical Services</u>				
330 Other Professional Services				322,008.00
Total Purchased Professional and Technical Services				\$322,008.00
Total 2350 Legal and Accounting Services				\$322,008.00

LEA : 123468603 Upper Perkiomen SD

Printed 2/20/2024 2:36:28 PM

General Fund (10)

2360 Office of the Superintendent / Executive Director Services	<u>Elementary</u>	<u>Secondary</u>	<u>Federal</u>	<u>Total</u>
100 <u>Personnel Services – Salaries</u>				
100 Personnel Services – Salaries				365,497.28
Total Personnel Services – Salaries				\$365,497.28
200 <u>Personnel Services – Employee Benefits</u>				
210 Group Insurance – Contracted Provider				830.01
220 Social Security Contributions				22,733.04
230 PSERS Retirement Contributions				128,140.55
260 Workers' Compensation				1,094.03
270 Group Insurance – Self-Insurance				45,812.46
291 Other Retirement Plans				18,582.05
Total Personnel Services – Employee Benefits				\$217,192.14
400 <u>Purchased Property Services</u>				
440 Rentals				1,104.00
Total Purchased Property Services				\$1,104.00
500 <u>Other Purchased Services</u>				
530 Communications	3,879.50	3,879.49		7,758.99
550 Printing and Binding				336.55
580 Travel				6,916.07
Total Other Purchased Services	\$3,879.50	\$3,879.49		\$15,011.61
600 <u>Supplies</u>				
610 General Supplies				1,723.89
630 Food				4,381.86
640 Books and Periodicals				195.50
650 Supplies & Fees – Technology Related				9,900.00
Total Supplies				\$16,201.25
800 <u>Other Objects</u>				
810 Dues and Fees				8,409.00
Total Other Objects				\$8,409.00
Total 2360 Office of the Superintendent / Executive Director Services	\$3,879.50	\$3,879.49		\$623,415.28

LEA : 123468603 Upper Perkiomen SD

Printed 2/20/2024 2:36:28 PM

General Fund (10)				
2370 Community Relations Services	<u>Elementary</u>	<u>Secondary</u>	<u>Federal</u>	<u>Total</u>
300 <u>Purchased Professional and Technical Services</u>				
330 Other Professional Services				3,500.00
Total Purchased Professional and Technical Services				\$3,500.00
500 <u>Other Purchased Services</u>				
549 Other Advertising/Public Relations				123.00
599 Other Miscellaneous Purchased Services				664.79
Total Other Purchased Services				\$787.79
600 <u>Supplies</u>				
610 General Supplies				4,163.36
630 Food				708.85
Total Supplies				\$4,872.21
800 <u>Other Objects</u>				
810 Dues and Fees				670.00
860 Grants To Municipal and Community Service Organizations				5,000.00
Total Other Objects				\$5,670.00
Total 2370 Community Relations Services				\$14,830.00

LEA : 123468603 Upper Perkiomen SD

Printed 2/20/2024 2:36:28 PM

General Fund (10)				
2380 Office of the Principal Services	<u>Elementary</u>	<u>Secondary</u>	<u>Federal</u>	<u>Total</u>
100 <u>Personnel Services – Salaries</u>				
100 Personnel Services – Salaries	667,688.67	713,027.14		1,380,715.81
Total Personnel Services – Salaries	\$667,688.67	\$713,027.14		\$1,380,715.81
200 <u>Personnel Services – Employee Benefits</u>				
210 Group Insurance – Contracted Provider	2,150.77	2,237.89		4,388.66
220 Social Security Contributions	50,033.86	53,278.29		103,312.15
230 PSERS Retirement Contributions	235,549.60	251,674.41		487,224.01
260 Workers' Compensation	2,015.28	2,015.28		4,030.56
270 Group Insurance – Self-Insurance	149,777.66	154,351.80		304,129.46
280 Other Post-Employment Benefits (OPEB)	13,500.00			13,500.00
291 Other Retirement Plans	4,832.07	5,597.42		10,429.49
Total Personnel Services – Employee Benefits	\$457,859.24	\$469,155.09		\$927,014.33
500 <u>Other Purchased Services</u>				
530 Communications	28,032.35	26,722.88		54,755.23
550 Printing and Binding	162.78	500.00		662.78
580 Travel	11,481.50	7,828.58		19,310.08
Total Other Purchased Services	\$39,676.63	\$35,051.46		\$74,728.09
600 <u>Supplies</u>				
610 General Supplies	3,796.48	600.84		4,397.32
630 Food	611.74	673.72		1,285.46
640 Books and Periodicals	1,093.99	133.00		1,226.99
Total Supplies	\$5,502.21	\$1,407.56		\$6,909.77
800 <u>Other Objects</u>				
810 Dues and Fees	2,417.48	1,316.52		3,734.00
Total Other Objects	\$2,417.48	\$1,316.52		\$3,734.00
Total 2380 Office of the Principal Services	\$1,173,144.23	\$1,219,957.77		\$2,393,102.00

LEA : 123468603 Upper Perkiomen SD

Printed 2/20/2024 2:36:28 PM

General Fund (10)

2390 Other Administration Services	<u>Elementary</u>	<u>Secondary</u>	<u>Federal</u>	<u>Total</u>
400 <u>Purchased Property Services</u>				
440 Rentals				338.75
Total Purchased Property Services				\$338.75
800 <u>Other Objects</u>				
890 Miscellaneous Expenditures				1,797.49
Total Other Objects				\$1,797.49
Total 2390 Other Administration Services				\$2,136.24

LEA : 123468603 Upper Perkiomen SD

Printed 2/20/2024 2:36:28 PM

General Fund (10)				
2400 Support Services – Pupil Health	<u>Elementary</u>	<u>Secondary</u>	<u>Federal</u>	<u>Total</u>
100 <u>Personnel Services – Salaries</u>				
100 Personnel Services – Salaries				252,480.90
Total Personnel Services – Salaries				\$252,480.90
200 <u>Personnel Services – Employee Benefits</u>				
210 Group Insurance – Contracted Provider				529.38
220 Social Security Contributions				18,507.91
230 PSERS Retirement Contributions				84,898.57
260 Workers' Compensation				756.01
270 Group Insurance – Self-Insurance				285,082.61
Total Personnel Services – Employee Benefits				\$389,774.48
300 <u>Purchased Professional and Technical Services</u>				
330 Other Professional Services			452,593.89	666,535.68
Total Purchased Professional and Technical Services			\$452,593.89	\$666,535.68
600 <u>Supplies</u>				
610 General Supplies				12,026.94
Total Supplies				\$12,026.94
Total 2400 Support Services – Pupil Health			\$452,593.89	\$1,320,818.00

LEA : 123468603 Upper Perkiomen SD

Printed 2/20/2024 2:36:28 PM

General Fund (10)

2420 Medical Services	<u>Elementary</u>	<u>Secondary</u>	<u>Federal</u>	<u>Total</u>
100 <u>Personnel Services – Salaries</u>				
100 Personnel Services – Salaries				252,480.90
Total Personnel Services – Salaries				\$252,480.90
200 <u>Personnel Services – Employee Benefits</u>				
210 Group Insurance – Contracted Provider				529.38
220 Social Security Contributions				18,507.91
230 PSERS Retirement Contributions				84,898.57
260 Workers' Compensation				756.01
270 Group Insurance – Self-Insurance				285,082.61
Total Personnel Services – Employee Benefits				\$389,774.48
300 <u>Purchased Professional and Technical Services</u>				
330 Other Professional Services			452,593.89	666,535.68
Total Purchased Professional and Technical Services			\$452,593.89	\$666,535.68
600 <u>Supplies</u>				
610 General Supplies				12,026.94
Total Supplies				\$12,026.94
Total 2420 Medical Services			\$452,593.89	\$1,320,818.00

LEA : 123468603 Upper Perkiomen SD

Printed 2/20/2024 2:36:28 PM

General Fund (10)				
2500 Support Services – Business	<u>Elementary</u>	<u>Secondary</u>	<u>Federal</u>	<u>Total</u>
100 <u>Personnel Services – Salaries</u>				
100 Personnel Services – Salaries				411,457.91
Total Personnel Services – Salaries				\$411,457.91
200 <u>Personnel Services – Employee Benefits</u>				
210 Group Insurance – Contracted Provider				1,264.98
220 Social Security Contributions				30,609.04
230 PSERS Retirement Contributions				137,783.72
260 Workers' Compensation				1,349.05
270 Group Insurance – Self-Insurance				85,686.12
291 Other Retirement Plans				1,978.57
Total Personnel Services – Employee Benefits				\$258,671.48
300 <u>Purchased Professional and Technical Services</u>				
322 Professional Educational Services – Ius				14,190.00
Total Purchased Professional and Technical Services				\$14,190.00
500 <u>Other Purchased Services</u>				
530 Communications				3,984.82
549 Other Advertising/Public Relations				217.24
580 Travel				93.73
Total Other Purchased Services				\$4,295.79
600 <u>Supplies</u>				
610 General Supplies				6,044.48
640 Books and Periodicals				49.00
650 Supplies & Fees – Technology Related				3,654.82
Total Supplies				\$9,748.30
800 <u>Other Objects</u>				
810 Dues and Fees				6,389.74
Total Other Objects				\$6,389.74
Total 2500 Support Services – Business				\$704,753.22

LEA : 123468603 Upper Perkiomen SD

Printed 2/20/2024 2:36:28 PM

General Fund (10)				
2510 Fiscal Services	<u>Elementary</u>	<u>Secondary</u>	<u>Federal</u>	<u>Total</u>
100 <u>Personnel Services – Salaries</u>				
100 Personnel Services – Salaries				411,457.91
Total Personnel Services – Salaries				\$411,457.91
200 <u>Personnel Services – Employee Benefits</u>				
210 Group Insurance – Contracted Provider				1,264.98
220 Social Security Contributions				30,609.04
230 PSERS Retirement Contributions				137,783.72
260 Workers' Compensation				1,349.05
270 Group Insurance – Self-Insurance				85,686.12
291 Other Retirement Plans				1,978.57
Total Personnel Services – Employee Benefits				\$258,671.48
300 <u>Purchased Professional and Technical Services</u>				
322 Professional Educational Services – Ius				14,190.00
Total Purchased Professional and Technical Services				\$14,190.00
500 <u>Other Purchased Services</u>				
530 Communications				3,984.82
549 Other Advertising/Public Relations				217.24
580 Travel				93.73
Total Other Purchased Services				\$4,295.79
600 <u>Supplies</u>				
610 General Supplies				6,044.48
640 Books and Periodicals				49.00
650 Supplies & Fees – Technology Related				3,654.82
Total Supplies				\$9,748.30
800 <u>Other Objects</u>				
810 Dues and Fees				6,389.74
Total Other Objects				\$6,389.74
Total 2510 Fiscal Services				\$704,753.22

LEA : 123468603 Upper Perkiomen SD

Printed 2/20/2024 2:36:28 PM

General Fund (10)

2511 Supervision of Fiscal Services - Head of Component	<u>Elementary</u>	<u>Secondary</u>	<u>Federal</u>	<u>Total</u>
100 <u>Personnel Services – Salaries</u>				
100 Personnel Services – Salaries				157,426.44
Total Personnel Services – Salaries				\$157,426.44
200 <u>Personnel Services – Employee Benefits</u>				
210 Group Insurance – Contracted Provider				566.32
220 Social Security Contributions				11,759.88
230 PSERS Retirement Contributions				49,307.72
260 Workers' Compensation				636.05
270 Group Insurance – Self-Insurance				27,957.36
291 Other Retirement Plans				1,015.10
Total Personnel Services – Employee Benefits				\$91,242.43
300 <u>Purchased Professional and Technical Services</u>				
322 Professional Educational Services – Ius				14,190.00
Total Purchased Professional and Technical Services				\$14,190.00
500 <u>Other Purchased Services</u>				
530 Communications				991.41
549 Other Advertising/Public Relations				217.24
580 Travel				60.00
Total Other Purchased Services				\$1,268.65
600 <u>Supplies</u>				
610 General Supplies				445.84
Total Supplies				\$445.84
800 <u>Other Objects</u>				
810 Dues and Fees				801.00
Total Other Objects				\$801.00
Total 2511 Supervision of Fiscal Services - Head of Component				\$265,374.36

LEA : 123468603 Upper Perkiomen SD

Printed 2/20/2024 2:36:28 PM

General Fund (10)

2513 Receiving and Disbursing Funds Services	<u>Elementary</u>	<u>Secondary</u>	<u>Federal</u>	<u>Total</u>
100 <u>Personnel Services – Salaries</u>				
100 Personnel Services – Salaries				66,133.35
Total Personnel Services – Salaries				\$66,133.35
200 <u>Personnel Services – Employee Benefits</u>				
210 Group Insurance – Contracted Provider				172.47
220 Social Security Contributions				4,880.00
230 PSERS Retirement Contributions				22,966.01
260 Workers' Compensation				185.23
270 Group Insurance – Self-Insurance				20,479.00
Total Personnel Services – Employee Benefits				\$48,682.71
600 <u>Supplies</u>				
610 General Supplies				251.52
Total Supplies				\$251.52
800 <u>Other Objects</u>				
810 Dues and Fees				1,139.44
Total Other Objects				\$1,139.44
Total 2513 Receiving and Disbursing Funds Services				\$116,207.02

LEA : 123468603 Upper Perkiomen SD

Printed 2/20/2024 2:36:28 PM

General Fund (10)

2514 Payroll Services

Elementary Secondary Federal Total

100 <u>Personnel Services – Salaries</u>				
100 Personnel Services – Salaries				90,443.67
Total Personnel Services – Salaries				\$90,443.67
200 <u>Personnel Services – Employee Benefits</u>				
210 Group Insurance – Contracted Provider				190.23
220 Social Security Contributions				6,768.58
230 PSERS Retirement Contributions				31,537.84
260 Workers' Compensation				253.89
270 Group Insurance – Self-Insurance				17,868.92
Total Personnel Services – Employee Benefits				\$56,619.46
500 <u>Other Purchased Services</u>				
580 Travel				33.73
Total Other Purchased Services				\$33.73
600 <u>Supplies</u>				
610 General Supplies				251.52
Total Supplies				\$251.52
Total 2514 Payroll Services				\$147,348.38

LEA : 123468603 Upper Perkiomen SD

Printed 2/20/2024 2:36:28 PM

General Fund (10)

2515 Financial Accounting Services	<u>Elementary</u>	<u>Secondary</u>	<u>Federal</u>	<u>Total</u>
100 <u>Personnel Services – Salaries</u>				
100 Personnel Services – Salaries				97,454.45
Total Personnel Services – Salaries				\$97,454.45
200 <u>Personnel Services – Employee Benefits</u>				
210 Group Insurance – Contracted Provider				335.96
220 Social Security Contributions				7,200.58
230 PSERS Retirement Contributions				33,972.15
260 Workers' Compensation				273.88
270 Group Insurance – Self-Insurance				19,380.84
291 Other Retirement Plans				963.47
Total Personnel Services – Employee Benefits				\$62,126.88
500 <u>Other Purchased Services</u>				
530 Communications				2,993.41
Total Other Purchased Services				\$2,993.41
600 <u>Supplies</u>				
610 General Supplies				5,095.60
640 Books and Periodicals				49.00
650 Supplies & Fees – Technology Related				3,654.82
Total Supplies				\$8,799.42
800 <u>Other Objects</u>				
810 Dues and Fees				3,999.00
Total Other Objects				\$3,999.00
Total 2515 Financial Accounting Services				\$175,373.16

LEA : 123468603 Upper Perkiomen SD

Printed 2/20/2024 2:36:28 PM

General Fund (10)				
2519 Other Fiscal Services	<u>Elementary</u>	<u>Secondary</u>	<u>Federal</u>	<u>Total</u>
800 <u>Other Objects</u>				
810 Dues and Fees				450.30
Total Other Objects				\$450.30
Total 2519 Other Fiscal Services				\$450.30

LEA : 123468603 Upper Perkiomen SD

Printed 2/20/2024 2:36:28 PM

General Fund (10)

2600 Operation and Maintenance of Plant Services

Elementary Secondary Federal Total

100 <u>Personnel Services – Salaries</u>			
100 Personnel Services – Salaries			1,422,844.09
Total Personnel Services – Salaries			\$1,422,844.09
200 <u>Personnel Services – Employee Benefits</u>			
210 Group Insurance – Contracted Provider			3,811.56
220 Social Security Contributions			105,362.13
230 PSERS Retirement Contributions			484,492.94
260 Workers' Compensation			4,461.76
270 Group Insurance – Self-Insurance			350,792.65
280 Other Post-Employment Benefits (OPEB)			13,500.00
291 Other Retirement Plans			1,214.63
Total Personnel Services – Employee Benefits			\$963,635.67
300 <u>Purchased Professional and Technical Services</u>			
330 Other Professional Services			40,586.63
340 Technical Services			49,695.14
350 Security / Safety Services			121,504.34
Total Purchased Professional and Technical Services			\$211,786.11
400 <u>Purchased Property Services</u>			
410 Cleaning Services			148,609.64
420 Utility Services			91,023.95
430 Repairs and Maintenance Services			282,287.37
440 Rentals			28,352.77
450 Construction Services			84,528.85
Total Purchased Property Services			\$634,802.58
500 <u>Other Purchased Services</u>			
521 Fire Insurance			146,722.00
522 Automotive Liability Insurance			30,352.00
523 General Property and Liability Insurance			73,497.99
529 Other Insurance			10,264.01
530 Communications			6,410.60
549 Other Advertising/Public Relations			1,508.90
580 Travel			714.53
599 Other Miscellaneous Purchased Services			8,545.37
Total Other Purchased Services			\$278,015.40
600 <u>Supplies</u>			
610 General Supplies	179,839.39	179,800.36	359,639.75
620 Energy			656,468.04
630 Food			90.02
650 Supplies & Fees – Technology Related			34,037.25
Total Supplies	\$179,839.39	\$179,800.36	\$1,050,235.06
700 <u>Property</u>			
752 Capital Equipment – Original and Additional			240,359.63
756 Capitalized Technology Equipment – Original			5,600.00

LEA : 123468603 Upper Perkiomen SD

Printed 2/20/2024 2:36:28 PM

General Fund (10)				
2600 Operation and Maintenance of Plant Services	<u>Elementary</u>	<u>Secondary</u>	<u>Federal</u>	<u>Total</u>
700 <u>Property</u>				
762 Capitalized Equipment - Replacement				49,256.00
Total Property				\$295,215.63
800 <u>Other Objects</u>				
810 Dues and Fees				4,521.41
Total Other Objects				\$4,521.41
Total 2600 Operation and Maintenance of Plant Services	\$179,839.39	\$179,800.36		\$4,861,055.95

LEA : 123468603 Upper Perkiomen SD

Printed 2/20/2024 2:36:28 PM

General Fund (10)

2610 Supervision of Operation and Maintenance of Plant Services

Elementary Secondary Federal Total

100 <u>Personnel Services – Salaries</u>				
100 Personnel Services – Salaries				470,830.70
Total Personnel Services – Salaries				\$470,830.70
200 <u>Personnel Services – Employee Benefits</u>				
210 Group Insurance – Contracted Provider				1,191.77
220 Social Security Contributions				33,848.02
230 PSERS Retirement Contributions				157,564.31
260 Workers' Compensation				1,464.87
270 Group Insurance – Self-Insurance				95,526.50
280 Other Post-Employment Benefits (OPEB)				13,500.00
291 Other Retirement Plans				1,214.63
Total Personnel Services – Employee Benefits				\$304,310.10
300 <u>Purchased Professional and Technical Services</u>				
330 Other Professional Services				180.00
Total Purchased Professional and Technical Services				\$180.00
500 <u>Other Purchased Services</u>				
521 Fire Insurance				146,722.00
523 General Property and Liability Insurance				73,497.99
529 Other Insurance				10,264.01
530 Communications				5,843.34
549 Other Advertising/Public Relations				1,508.90
580 Travel				714.53
Total Other Purchased Services				\$238,550.77
600 <u>Supplies</u>				
630 Food				90.02
Total Supplies				\$90.02
800 <u>Other Objects</u>				
810 Dues and Fees				4,521.41
Total Other Objects				\$4,521.41
Total 2610 Supervision of Operation and Maintenance of Plant Services				\$1,018,483.00

LEA : 123468603 Upper Perkiomen SD

Printed 2/20/2024 2:36:28 PM

General Fund (10)

2611 Supervision of Operation and Maintenance of Plant Services – Head of Component	<u>Elementary</u>	<u>Secondary</u>	<u>Federal</u>	<u>Total</u>
100 <u>Personnel Services – Salaries</u>				
100 Personnel Services – Salaries				145,374.79
Total Personnel Services – Salaries				\$145,374.79
200 <u>Personnel Services – Employee Benefits</u>				
210 Group Insurance – Contracted Provider				420.49
220 Social Security Contributions				10,860.19
230 PSERS Retirement Contributions				48,588.56
260 Workers' Compensation				301.80
270 Group Insurance – Self-Insurance				21,247.01
280 Other Post-Employment Benefits (OPEB)				13,500.00
291 Other Retirement Plans				1,214.63
Total Personnel Services – Employee Benefits				\$96,132.68
500 <u>Other Purchased Services</u>				
521 Fire Insurance				146,722.00
523 General Property and Liability Insurance				73,497.99
529 Other Insurance				10,264.01
530 Communications				2,740.67
549 Other Advertising/Public Relations				1,508.90
580 Travel				714.53
Total Other Purchased Services				\$235,448.10
600 <u>Supplies</u>				
630 Food				90.02
Total Supplies				\$90.02
800 <u>Other Objects</u>				
810 Dues and Fees				4,521.41
Total Other Objects				\$4,521.41
Total 2611 Supervision of Operation and Maintenance of Plant Services – Head of Component				\$481,567.00

LEA : 123468603 Upper Perkiomen SD

Printed 2/20/2024 2:36:28 PM

General Fund (10)

2619 Supervision of Operation and Maintenance of Plant Services – All Other Supervision	<u>Elementary</u>	<u>Secondary</u>	<u>Federal</u>	<u>Total</u>
100 <u>Personnel Services – Salaries</u>				
100 Personnel Services – Salaries				325,455.91
Total Personnel Services – Salaries				\$325,455.91
200 <u>Personnel Services – Employee Benefits</u>				
210 Group Insurance – Contracted Provider				771.28
220 Social Security Contributions				22,987.83
230 PSERS Retirement Contributions				108,975.75
260 Workers' Compensation				1,163.07
270 Group Insurance – Self-Insurance				74,279.49
Total Personnel Services – Employee Benefits				\$208,177.42
300 <u>Purchased Professional and Technical Services</u>				
330 Other Professional Services				180.00
Total Purchased Professional and Technical Services				\$180.00
500 <u>Other Purchased Services</u>				
530 Communications				3,102.67
Total Other Purchased Services				\$3,102.67
Total 2619 Supervision of Operation and Maintenance of Plant Services – All Other Supervision				\$536,916.00

LEA : 123468603 Upper Perkiomen SD

General Fund (10)

2620 Operation of Buildings Services	Elementary	Secondary	Federal	Total
100 <u>Personnel Services – Salaries</u>				
100 Personnel Services – Salaries				896,419.34
Total Personnel Services – Salaries				\$896,419.34
200 <u>Personnel Services – Employee Benefits</u>				
210 Group Insurance – Contracted Provider				2,419.58
220 Social Security Contributions				67,400.60
230 PSERS Retirement Contributions				308,338.12
260 Workers' Compensation				2,853.53
270 Group Insurance – Self-Insurance				239,859.35
Total Personnel Services – Employee Benefits				\$620,871.18
300 <u>Purchased Professional and Technical Services</u>				
330 Other Professional Services				33,584.63
340 Technical Services				49,695.14
Total Purchased Professional and Technical Services				\$83,279.77
400 <u>Purchased Property Services</u>				
410 Cleaning Services				56,192.44
420 Utility Services				91,023.95
430 Repairs and Maintenance Services				263,224.84
440 Rentals				28,352.77
450 Construction Services				84,528.85
Total Purchased Property Services				\$523,322.85
600 <u>Supplies</u>				
610 General Supplies	170,770.96	170,731.95		341,502.91
620 Energy				656,468.04
650 Supplies & Fees – Technology Related				21,092.25
Total Supplies	\$170,770.96	\$170,731.95		\$1,019,063.20
700 <u>Property</u>				
752 Capital Equipment – Original and Additional				135,413.63
762 Capitalized Equipment - Replacement				49,256.00
Total Property				\$184,669.63
Total 2620 Operation of Buildings Services	\$170,770.96	\$170,731.95		\$3,327,625.97

LEA : 123468603 Upper Perkiomen SD

Printed 2/20/2024 2:36:28 PM

General Fund (10)

2630 Care and Upkeep of Grounds Services	<u>Elementary</u>	<u>Secondary</u>	<u>Federal</u>	<u>Total</u>
400 <u>Purchased Property Services</u>				
410 Cleaning Services				92,417.20
430 Repairs and Maintenance Services				9,398.33
Total Purchased Property Services				\$101,815.53
600 <u>Supplies</u>				
610 General Supplies	7,168.65	7,168.64		14,337.29
Total Supplies	\$7,168.65	\$7,168.64		\$14,337.29
Total 2630 Care and Upkeep of Grounds Services	\$7,168.65	\$7,168.64		\$116,152.82

LEA : 123468603 Upper Perkiomen SD

Printed 2/20/2024 2:36:28 PM

General Fund (10)

2650 Vehicle Operation and Maintenance Services (Other Than Student Transportation Vehicles)	<u>Elementary</u>	<u>Secondary</u>	<u>Federal</u>	<u>Total</u>
400 <u>Purchased Property Services</u>				
430 Repairs and Maintenance Services				9,664.20
Total Purchased Property Services				\$9,664.20
500 <u>Other Purchased Services</u>				
522 Automotive Liability Insurance				30,352.00
Total Other Purchased Services				\$30,352.00
600 <u>Supplies</u>				
610 General Supplies	132.48	132.48		264.96
Total Supplies	\$132.48	\$132.48		\$264.96
700 <u>Property</u>				
752 Capital Equipment – Original and Additional				104,946.00
Total Property				\$104,946.00
Total 2650 Vehicle Operation and Maintenance Services (Other Than Student Transportation Vehicles)	\$132.48	\$132.48		\$145,227.16

LEA : 123468603 Upper Perkiomen SD

Printed 2/20/2024 2:36:28 PM

General Fund (10)				
2660 Safety and Security Services	<u>Elementary</u>	<u>Secondary</u>	<u>Federal</u>	<u>Total</u>
100 <u>Personnel Services – Salaries</u>				
100 Personnel Services – Salaries				55,594.05
Total Personnel Services – Salaries				\$55,594.05
200 <u>Personnel Services – Employee Benefits</u>				
210 Group Insurance – Contracted Provider				200.21
220 Social Security Contributions				4,113.51
230 PSERS Retirement Contributions				18,590.51
260 Workers' Compensation				143.36
270 Group Insurance – Self-Insurance				15,406.80
Total Personnel Services – Employee Benefits				\$38,454.39
300 <u>Purchased Professional and Technical Services</u>				
330 Other Professional Services				6,822.00
350 Security / Safety Services				121,504.34
Total Purchased Professional and Technical Services				\$128,326.34
500 <u>Other Purchased Services</u>				
530 Communications				567.26
599 Other Miscellaneous Purchased Services				8,545.37
Total Other Purchased Services				\$9,112.63
600 <u>Supplies</u>				
610 General Supplies	1,767.30	1,767.29		3,534.59
650 Supplies & Fees – Technology Related				12,945.00
Total Supplies	\$1,767.30	\$1,767.29		\$16,479.59
700 <u>Property</u>				
756 Capitalized Technology Equipment – Original				5,600.00
Total Property				\$5,600.00
Total 2660 Safety and Security Services	\$1,767.30	\$1,767.29		\$253,567.00

LEA : 123468603 Upper Perkiomen SD

Printed 2/20/2024 2:36:28 PM

General Fund (10)				
2700 Student Transportation Services	<u>Elementary</u>	<u>Secondary</u>	<u>Federal</u>	<u>Total</u>
100 <u>Personnel Services – Salaries</u>				
100 Personnel Services – Salaries				104,847.53
Total Personnel Services – Salaries				\$104,847.53
200 <u>Personnel Services – Employee Benefits</u>				
210 Group Insurance – Contracted Provider				358.03
220 Social Security Contributions				7,690.79
230 PSERS Retirement Contributions				36,969.30
260 Workers' Compensation				211.26
270 Group Insurance – Self-Insurance				31,891.74
291 Other Retirement Plans				750.00
Total Personnel Services – Employee Benefits				\$77,871.12
500 <u>Other Purchased Services</u>				
513 Contracted Carriers			40,668.13	3,978,313.31
516 Student Transportation Services From the IU				39,944.00
530 Communications				712.05
580 Travel				664.36
Total Other Purchased Services			\$40,668.13	\$4,019,633.72
600 <u>Supplies</u>				
610 General Supplies				34.97
650 Supplies & Fees – Technology Related				123,941.26
Total Supplies				\$123,976.23
800 <u>Other Objects</u>				
810 Dues and Fees				684.00
Total Other Objects				\$684.00
Total 2700 Student Transportation Services			\$40,668.13	\$4,327,012.60

LEA : 123468603 Upper Perkiomen SD

Printed 2/20/2024 2:36:28 PM

General Fund (10)

2710 Supervision of Student Transportation Services

Elementary Secondary Federal Total

100 <u>Personnel Services – Salaries</u>				
100 Personnel Services – Salaries				104,847.53
Total Personnel Services – Salaries				\$104,847.53
200 <u>Personnel Services – Employee Benefits</u>				
210 Group Insurance – Contracted Provider				358.03
220 Social Security Contributions				7,690.79
230 PSERS Retirement Contributions				36,969.30
260 Workers' Compensation				211.26
270 Group Insurance – Self-Insurance				31,891.74
291 Other Retirement Plans				750.00
Total Personnel Services – Employee Benefits				\$77,871.12
500 <u>Other Purchased Services</u>				
516 Student Transportation Services From the IU				39,944.00
530 Communications				712.05
580 Travel				664.36
Total Other Purchased Services				\$41,320.41
600 <u>Supplies</u>				
610 General Supplies				34.97
650 Supplies & Fees – Technology Related				123,941.26
Total Supplies				\$123,976.23
800 <u>Other Objects</u>				
810 Dues and Fees				684.00
Total Other Objects				\$684.00
Total 2710 Supervision of Student Transportation Services				\$348,699.29

LEA : 123468603 Upper Perkiomen SD

Printed 2/20/2024 2:36:28 PM

General Fund (10)

2711 Supervision of Student Transportation Services – Head of Component	<u>Elementary</u>	<u>Secondary</u>	<u>Federal</u>	<u>Total</u>
100 <u>Personnel Services – Salaries</u>				
100 Personnel Services – Salaries				104,847.53
Total Personnel Services – Salaries				\$104,847.53
200 <u>Personnel Services – Employee Benefits</u>				
210 Group Insurance – Contracted Provider				358.03
220 Social Security Contributions				7,690.79
230 PSERS Retirement Contributions				36,969.30
260 Workers' Compensation				211.26
270 Group Insurance – Self-Insurance				31,891.74
291 Other Retirement Plans				750.00
Total Personnel Services – Employee Benefits				\$77,871.12
500 <u>Other Purchased Services</u>				
516 Student Transportation Services From the IU				39,944.00
530 Communications				712.05
580 Travel				664.36
Total Other Purchased Services				\$41,320.41
600 <u>Supplies</u>				
610 General Supplies				34.97
650 Supplies & Fees – Technology Related				123,941.26
Total Supplies				\$123,976.23
800 <u>Other Objects</u>				
810 Dues and Fees				684.00
Total Other Objects				\$684.00
Total 2711 Supervision of Student Transportation Services – Head of Component				\$348,699.29

LEA : 123468603 Upper Perkiomen SD

Printed 2/20/2024 2:36:28 PM

General Fund (10)

2720 Vehicle Operation Services	<u>Elementary</u>	<u>Secondary</u>	<u>Federal</u>	<u>Total</u>
500 <u>Other Purchased Services</u>				
513 Contracted Carriers			40,668.13	3,170,403.00
Total Other Purchased Services			\$40,668.13	\$3,170,403.00
Total 2720 Vehicle Operation Services			\$40,668.13	\$3,170,403.00

LEA : 123468603 Upper Perkiomen SD

Printed 2/20/2024 2:36:28 PM

General Fund (10)				
2750 Nonpublic Transportation	<u>Elementary</u>	<u>Secondary</u>	<u>Federal</u>	<u>Total</u>
500 <u>Other Purchased Services</u>				
513 Contracted Carriers				807,910.31
Total Other Purchased Services				\$807,910.31
Total 2750 Nonpublic Transportation				\$807,910.31

LEA : 123468603 Upper Perkiomen SD

Printed 2/20/2024 2:36:28 PM

General Fund (10)

2800 Support Services – Central

Elementary Secondary Federal Total

100 <u>Personnel Services – Salaries</u>				
100 Personnel Services – Salaries				844,493.42
Total Personnel Services – Salaries				\$844,493.42
200 <u>Personnel Services – Employee Benefits</u>				
210 Group Insurance – Contracted Provider				2,784.49
220 Social Security Contributions				62,458.50
230 PSERS Retirement Contributions				293,673.41
240 Tuition Reimbursement				11,465.00
260 Workers' Compensation				2,742.00
270 Group Insurance – Self-Insurance				158,823.62
280 Other Post-Employment Benefits (OPEB)				13,500.00
291 Other Retirement Plans				3,805.31
Total Personnel Services – Employee Benefits				\$549,252.33
300 <u>Purchased Professional and Technical Services</u>				
322 Professional Educational Services – Ius				18,720.00
330 Other Professional Services				82,984.00
340 Technical Services				78,856.56
360 Employee Training and Development Services			10,615.04	35,669.27
Total Purchased Professional and Technical Services			\$10,615.04	\$216,229.83
400 <u>Purchased Property Services</u>				
430 Repairs and Maintenance Services				7,944.74
Total Purchased Property Services				\$7,944.74
500 <u>Other Purchased Services</u>				
530 Communications				65,312.36
549 Other Advertising/Public Relations				3,556.30
580 Travel				12,531.20
Total Other Purchased Services				\$81,399.86
600 <u>Supplies</u>				
610 General Supplies				6,510.27
650 Supplies & Fees – Technology Related				293,221.42
Total Supplies				\$299,731.69
700 <u>Property</u>				
738 Technology Software Lease and Other Right-to-Use Arrangements				34,930.05
766 Capitalized Technology Equipment – Replacement				2,141.94
Total Property				\$37,071.99
800 <u>Other Objects</u>				
810 Dues and Fees				1,363.00
Total Other Objects				\$1,363.00
Total 2800 Support Services – Central			\$10,615.04	\$2,037,486.86

LEA : 123468603 Upper Perkiomen SD

Printed 2/20/2024 2:36:28 PM

General Fund (10)

2810 Planning, Research, Development and Evaluation Services

Elementary Secondary Federal Total

100 <u>Personnel Services – Salaries</u>				
100 Personnel Services – Salaries				559,687.79
Total Personnel Services – Salaries				\$559,687.79
200 <u>Personnel Services – Employee Benefits</u>				
210 Group Insurance – Contracted Provider				1,681.89
220 Social Security Contributions				41,499.15
230 PSERS Retirement Contributions				194,226.99
260 Workers' Compensation				1,629.73
270 Group Insurance – Self-Insurance				86,272.94
280 Other Post-Employment Benefits (OPEB)				13,500.00
291 Other Retirement Plans				3,805.31
Total Personnel Services – Employee Benefits				\$342,616.01
300 <u>Purchased Professional and Technical Services</u>				
322 Professional Educational Services – lus				18,720.00
330 Other Professional Services				71,765.00
340 Technical Services				78,856.56
Total Purchased Professional and Technical Services				\$169,341.56
400 <u>Purchased Property Services</u>				
430 Repairs and Maintenance Services				7,944.74
Total Purchased Property Services				\$7,944.74
500 <u>Other Purchased Services</u>				
530 Communications				61,477.84
580 Travel				1,258.48
Total Other Purchased Services				\$62,736.32
600 <u>Supplies</u>				
610 General Supplies				5,193.44
650 Supplies & Fees – Technology Related				282,686.58
Total Supplies				\$287,880.02
700 <u>Property</u>				
738 Technology Software Lease and Other Right-to-Use Arrangements				34,930.05
766 Capitalized Technology Equipment – Replacement				2,141.94
Total Property				\$37,071.99
Total 2810 Planning, Research, Development and Evaluation Services				\$1,467,278.43

LEA : 123468603 Upper Perkiomen SD

Printed 2/20/2024 2:36:28 PM

General Fund (10)

2820 Information Services

	<u>Elementary</u>	<u>Secondary</u>	<u>Federal</u>	<u>Total</u>
100 <u>Personnel Services – Salaries</u>				
100 Personnel Services – Salaries				55,076.63
Total Personnel Services – Salaries				\$55,076.63
200 <u>Personnel Services – Employee Benefits</u>				
210 Group Insurance – Contracted Provider				101.60
220 Social Security Contributions				4,002.35
230 PSERS Retirement Contributions				19,420.08
260 Workers' Compensation				108.27
270 Group Insurance – Self-Insurance				15,925.00
Total Personnel Services – Employee Benefits				\$39,557.30
500 <u>Other Purchased Services</u>				
530 Communications				648.52
580 Travel				386.18
Total Other Purchased Services				\$1,034.70
600 <u>Supplies</u>				
610 General Supplies				14.37
Total Supplies				\$14.37
800 <u>Other Objects</u>				
810 Dues and Fees				150.00
Total Other Objects				\$150.00
Total 2820 Information Services				\$95,833.00

LEA : 123468603 Upper Perkiomen SD

Printed 2/20/2024 2:36:28 PM

General Fund (10)

2823 Public Information Services	<u>Elementary</u>	<u>Secondary</u>	<u>Federal</u>	<u>Total</u>
100 <u>Personnel Services – Salaries</u>				
100 Personnel Services – Salaries				55,076.63
Total Personnel Services – Salaries				\$55,076.63
200 <u>Personnel Services – Employee Benefits</u>				
210 Group Insurance – Contracted Provider				101.60
220 Social Security Contributions				4,002.35
230 PSERS Retirement Contributions				19,420.08
260 Workers' Compensation				108.27
270 Group Insurance – Self-Insurance				15,925.00
Total Personnel Services – Employee Benefits				\$39,557.30
500 <u>Other Purchased Services</u>				
530 Communications				648.52
580 Travel				386.18
Total Other Purchased Services				\$1,034.70
600 <u>Supplies</u>				
610 General Supplies				14.37
Total Supplies				\$14.37
800 <u>Other Objects</u>				
810 Dues and Fees				150.00
Total Other Objects				\$150.00
Total 2823 Public Information Services				\$95,833.00

LEA : 123468603 Upper Perkiomen SD

Printed 2/20/2024 2:36:28 PM

General Fund (10)

2830 Staff Services

	<u>Elementary</u>	<u>Secondary</u>	<u>Federal</u>	<u>Total</u>
100 <u>Personnel Services – Salaries</u>				
100 Personnel Services – Salaries				229,729.00
Total Personnel Services – Salaries				\$229,729.00
200 <u>Personnel Services – Employee Benefits</u>				
210 Group Insurance – Contracted Provider				1,001.00
220 Social Security Contributions				16,957.00
230 PSERS Retirement Contributions				80,026.34
240 Tuition Reimbursement				11,465.00
260 Workers' Compensation				1,004.00
270 Group Insurance – Self-Insurance				56,625.68
Total Personnel Services – Employee Benefits				\$167,079.02
300 <u>Purchased Professional and Technical Services</u>				
330 Other Professional Services				11,219.00
360 Employee Training and Development Services			10,615.04	35,669.27
Total Purchased Professional and Technical Services			\$10,615.04	\$46,888.27
500 <u>Other Purchased Services</u>				
530 Communications				3,186.00
549 Other Advertising/Public Relations				3,556.30
580 Travel				10,886.54
Total Other Purchased Services				\$17,628.84
600 <u>Supplies</u>				
610 General Supplies				1,302.46
650 Supplies & Fees – Technology Related				10,534.84
Total Supplies				\$11,837.30
800 <u>Other Objects</u>				
810 Dues and Fees				1,213.00
Total Other Objects				\$1,213.00
Total 2830 Staff Services			\$10,615.04	\$474,375.43

LEA : 123468603 Upper Perkiomen SD

Printed 2/20/2024 2:36:28 PM

General Fund (10)				
2831 Supervision of Staff Services	<u>Elementary</u>	<u>Secondary</u>	<u>Federal</u>	<u>Total</u>
100 <u>Personnel Services – Salaries</u>				
100 Personnel Services – Salaries				229,729.00
Total Personnel Services – Salaries				\$229,729.00
200 <u>Personnel Services – Employee Benefits</u>				
210 Group Insurance – Contracted Provider				1,001.00
220 Social Security Contributions				16,957.00
230 PSERS Retirement Contributions				80,026.34
260 Workers' Compensation				1,004.00
270 Group Insurance – Self-Insurance				56,625.68
Total Personnel Services – Employee Benefits				\$155,614.02
300 <u>Purchased Professional and Technical Services</u>				
330 Other Professional Services				11,219.00
Total Purchased Professional and Technical Services				\$11,219.00
500 <u>Other Purchased Services</u>				
530 Communications				3,186.00
549 Other Advertising/Public Relations				3,556.30
580 Travel				1,547.81
Total Other Purchased Services				\$8,290.11
600 <u>Supplies</u>				
610 General Supplies				1,302.46
650 Supplies & Fees – Technology Related				10,534.84
Total Supplies				\$11,837.30
800 <u>Other Objects</u>				
810 Dues and Fees				813.00
Total Other Objects				\$813.00
Total 2831 Supervision of Staff Services				\$417,502.43

LEA : 123468603 Upper Perkiomen SD

Printed 2/20/2024 2:36:28 PM

General Fund (10)

2832 Recruitment and Placement Services

Elementary

Secondary

Federal

Total

800 Other Objects

810 Dues and Fees

400.00

Total Other Objects				\$400.00
Total 2832 Recruitment and Placement Services				\$400.00

LEA : 123468603 Upper Perkiomen SD

Printed 2/20/2024 2:36:28 PM

General Fund (10)

2834 Staff Development Services – Non-Instructional, Certified Staff Only	<u>Elementary</u>	<u>Secondary</u>	<u>Federal</u>	<u>Total</u>
200 <u>Personnel Services – Employee Benefits</u>				
240 Tuition Reimbursement				9,430.00
Total Personnel Services – Employee Benefits				\$9,430.00
300 <u>Purchased Professional and Technical Services</u>				
360 Employee Training and Development Services			10,615.04	28,348.00
Total Purchased Professional and Technical Services			\$10,615.04	\$28,348.00
500 <u>Other Purchased Services</u>				
580 Travel				6,756.00
Total Other Purchased Services				\$6,756.00
Total 2834 Staff Development Services – Non-Instructional, Certified Staff Only			\$10,615.04	\$44,534.00

LEA : 123468603 Upper Perkiomen SD

Printed 2/20/2024 2:36:28 PM

General Fund (10)

2836 Staff Development Services – Non-Instructional, Non-Certified Staff Only	<u>Elementary</u>	<u>Secondary</u>	<u>Federal</u>	<u>Total</u>
200 <u>Personnel Services – Employee Benefits</u>				
240 Tuition Reimbursement				2,035.00
Total Personnel Services – Employee Benefits				\$2,035.00
300 <u>Purchased Professional and Technical Services</u>				
360 Employee Training and Development Services				7,321.27
Total Purchased Professional and Technical Services				\$7,321.27
500 <u>Other Purchased Services</u>				
580 Travel				2,582.73
Total Other Purchased Services				\$2,582.73
Total 2836 Staff Development Services – Non-Instructional, Non-Certified Staff Only				\$11,939.00

LEA : 123468603 Upper Perkiomen SD

Printed 2/20/2024 2:36:28 PM

General Fund (10)				
2900 Other Support Services	<u>Elementary</u>	<u>Secondary</u>	<u>Federal</u>	<u>Total</u>
500 <u>Other Purchased Services</u>				
595 IU Payments By Withholding				31,581.38
Total Other Purchased Services				\$31,581.38
Total 2900 Other Support Services				\$31,581.38

LEA : 123468603 Upper Perkiomen SD

Printed 2/20/2024 2:36:28 PM

General Fund (10)

2910 Support Services Not Listed Elsewhere In the 2000 Series

<u>Elementary</u>	<u>Secondary</u>	<u>Federal</u>	<u>Total</u>
-------------------	------------------	----------------	--------------

500 Other Purchased Services

595 IU Payments By Withholding			31,581.38
--------------------------------	--	--	-----------

Total Other Purchased Services			\$31,581.38
---------------------------------------	--	--	--------------------

Total 2910 Support Services Not Listed Elsewhere In the 2000 Series			\$31,581.38
--	--	--	--------------------

LEA : 123468603 Upper Perkiomen SD

Printed 2/20/2024 2:36:36 PM

General Fund (10)

3000 Operation of Non-Instructional Services	<u>Total</u>
100 <u>Personnel Services – Salaries</u>	
100 Personnel Services – Salaries	548,759.67
Total Personnel Services – Salaries	\$548,759.67
200 <u>Personnel Services – Employee Benefits</u>	
210 Group Insurance – Contracted Provider	483.00
220 Social Security Contributions	40,958.00
230 PSERS Retirement Contributions	189,730.00
260 Workers' Compensation	1,614.64
270 Group Insurance – Self-Insurance	36,697.61
291 Other Retirement Plans	989.13
Total Personnel Services – Employee Benefits	\$270,472.38
300 <u>Purchased Professional and Technical Services</u>	
330 Other Professional Services	27,500.00
340 Technical Services	1,710.00
350 Security / Safety Services	11,127.18
390 Other Purchased Professional and Technical Services	35,623.25
Total Purchased Professional and Technical Services	\$75,960.43
400 <u>Purchased Property Services</u>	
430 Repairs and Maintenance Services	15,958.69
Total Purchased Property Services	\$15,958.69
500 <u>Other Purchased Services</u>	
510 Student Transportation Services	122,307.75
520 Insurance – General	11,780.00
530 Communications	619.00
580 Travel	22,472.10
Total Other Purchased Services	\$157,178.85
600 <u>Supplies</u>	
610 General Supplies	98,186.77
630 Food	480.54
Total Supplies	\$98,667.31
700 <u>Property</u>	
762 Capitalized Equipment - Replacement	2,600.00
Total Property	\$2,600.00
800 <u>Other Objects</u>	
810 Dues and Fees	23,289.95
860 Grants To Municipal and Community Service Organizations	766.50
890 Miscellaneous Expenditures	13,700.00
Total Other Objects	\$37,756.45
Total 3000 Operation of Non-Instructional Services	\$1,207,353.78

LEA : 123468603 Upper Perkiomen SD

Printed 2/20/2024 2:36:36 PM

General Fund (10)

3200 Student Activities

	<u>Elementary</u>	<u>Secondary</u>	<u>Federal</u>	<u>Total</u>
100 <u>Personnel Services – Salaries</u>				
100 Personnel Services – Salaries				548,759.67
Total Personnel Services – Salaries				\$548,759.67
200 <u>Personnel Services – Employee Benefits</u>				
210 Group Insurance – Contracted Provider				483.00
220 Social Security Contributions				40,958.00
230 PSERS Retirement Contributions				189,730.00
260 Workers' Compensation				1,614.64
270 Group Insurance – Self-Insurance				36,697.61
291 Other Retirement Plans				989.13
Total Personnel Services – Employee Benefits				\$270,472.38
300 <u>Purchased Professional and Technical Services</u>				
330 Other Professional Services				27,500.00
340 Technical Services				1,710.00
350 Security / Safety Services				11,127.18
390 Other Purchased Professional and Technical Services				35,623.25
Total Purchased Professional and Technical Services				\$75,960.43
400 <u>Purchased Property Services</u>				
430 Repairs and Maintenance Services				15,958.69
Total Purchased Property Services				\$15,958.69
500 <u>Other Purchased Services</u>				
510 Student Transportation Services				122,307.75
520 Insurance – General				11,780.00
530 Communications				619.00
580 Travel				22,472.10
Total Other Purchased Services				\$157,178.85
600 <u>Supplies</u>				
610 General Supplies				98,186.77
630 Food				480.54
Total Supplies				\$98,667.31
700 <u>Property</u>				
762 Capitalized Equipment - Replacement				2,600.00
Total Property				\$2,600.00
800 <u>Other Objects</u>				
810 Dues and Fees				23,289.95
860 Grants To Municipal and Community Service Organizations				766.50
Total Other Objects				\$24,056.45
Total 3200 Student Activities				\$1,193,653.78

LEA : 123468603 Upper Perkiomen SD

Printed 2/20/2024 2:36:36 PM

General Fund (10)

3400 Scholarships and Awards	<u>Elementary</u>	<u>Secondary</u>	<u>Federal</u>	<u>Total</u>
800 <u>Other Objects</u>				
890 Miscellaneous Expenditures				13,700.00
Total Other Objects				\$13,700.00
Total 3400 Scholarships and Awards				\$13,700.00

LEA : 123468603 Upper Perkiomen SD

Printed 2/20/2024 2:36:38 PM

General Fund (10)

4000 Facilities Acquisition, Construction and Improvement Services		<u>Total</u>
300 <u>Purchased Professional and Technical Services</u>		
330 Other Professional Services		6,898.00
Total Purchased Professional and Technical Services		\$6,898.00
400 <u>Purchased Property Services</u>		
450 Construction Services		53,196.00
Total Purchased Property Services		\$53,196.00
Total 4000 Facilities Acquisition, Construction and Improvement Services		\$60,094.00

LEA : 123468603 Upper Perkiomen SD

Printed 2/20/2024 2:36:38 PM

General Fund (10)

4600 Existing Building Improvement Services	<u>Elementary</u>	<u>Secondary</u>	<u>Federal</u>	<u>Total</u>
300 <u>Purchased Professional and Technical Services</u>				
330 Other Professional Services				6,898.00
Total Purchased Professional and Technical Services				\$6,898.00
400 <u>Purchased Property Services</u>				
450 Construction Services				53,196.00
Total Purchased Property Services				\$53,196.00
Total 4600 Existing Building Improvement Services				\$60,094.00

LEA : 123468603 Upper Perkiomen SD

Printed 2/20/2024 2:36:43 PM

General Fund (10)

5000 Other Expenditures and Financing Uses

Total

800	<u>Other Objects</u>	
830	Interest	1,951,230.42
880	Refunds of Prior Years' Receipts	36,257.50
Total Other Objects		\$1,987,487.92
900	<u>Other Uses of Funds</u>	
910	Redemption of Principal	3,763,771.58
932	Capital Reserve Fund Transfers Applicable To Fund 32	5,000,000.00
Total Other Uses of Funds		\$8,763,771.58
Total 5000 Other Expenditures and Financing Uses		\$10,751,259.50

LEA : 123468603 Upper Perkiomen SD

Printed 2/20/2024 2:36:43 PM

General Fund (10)

5100 Debt Service / Other Expenditures and Financing Uses	<u>Elementary</u>	<u>Secondary</u>	<u>Federal</u>	<u>Total</u>
800 <u>Other Objects</u>				
830 Interest				1,951,230.42
880 Refunds of Prior Years' Receipts				36,257.50
Total Other Objects				\$1,987,487.92
900 <u>Other Uses of Funds</u>				
910 Redemption of Principal				3,763,771.58
Total Other Uses of Funds				\$3,763,771.58
Total 5100 Debt Service / Other Expenditures and Financing Uses				\$5,751,259.50

LEA : 123468603 Upper Perkiomen SD

Printed 2/20/2024 2:36:43 PM

General Fund (10)				
5110 Debt Service	<u>Elementary</u>	<u>Secondary</u>	<u>Federal</u>	<u>Total</u>
800 <u>Other Objects</u>				
830 Interest				1,950,631.00
Total Other Objects				\$1,950,631.00
900 <u>Other Uses of Funds</u>				
910 Redemption of Principal				3,660,065.00
Total Other Uses of Funds				\$3,660,065.00
Total 5110 Debt Service				\$5,610,696.00

LEA : 123468603 Upper Perkiomen SD

Printed 2/20/2024 2:36:43 PM

General Fund (10)

5130 Refund of Prior Year Revenues / Receipts	<u>Elementary</u>	<u>Secondary</u>	<u>Federal</u>	<u>Total</u>
800 <u>Other Objects</u>				
880 Refunds of Prior Years' Receipts				36,257.50
Total Other Objects				\$36,257.50
Total 5130 Refund of Prior Year Revenues / Receipts				\$36,257.50

LEA : 123468603 Upper Perkiomen SD

Printed 2/20/2024 2:36:43 PM

General Fund (10)

5140 Leases and Other Right-to-Use Arrangements	<u>Elementary</u>	<u>Secondary</u>	<u>Federal</u>	<u>Total</u>
800 <u>Other Objects</u>				
830 Interest				599.42
Total Other Objects				\$599.42
900 <u>Other Uses of Funds</u>				
910 Redemption of Principal				103,706.58
Total Other Uses of Funds				\$103,706.58
Total 5140 Leases and Other Right-to-Use Arrangements				\$104,306.00

LEA : 123468603 Upper Perkiomen SD

Printed 2/20/2024 2:36:43 PM

General Fund (10)

5200 Interfund Transfers – Out	<u>Elementary</u>	<u>Secondary</u>	<u>Federal</u>	<u>Total</u>
900 <u>Other Uses of Funds</u>				
932 Capital Reserve Fund Transfers Applicable To Fund 32				5,000,000.00
Total Other Uses of Funds				\$5,000,000.00
Total 5200 Interfund Transfers – Out				\$5,000,000.00

LEA : 123468603 Upper Perkiomen SD

Printed 2/20/2024 2:36:43 PM

General Fund (10)

5230 Capital Projects Fund Transfers	<u>Elementary</u>	<u>Secondary</u>	<u>Federal</u>	<u>Total</u>
900 <u>Other Uses of Funds</u>				
932 Capital Reserve Fund Transfers Applicable To Fund 32				5,000,000.00
Total Other Uses of Funds				\$5,000,000.00
Total 5230 Capital Projects Fund Transfers				\$5,000,000.00

LEA : 123468603 Upper Perkiomen SD

Printed 2/20/2024 2:36:32 PM

Capital Reserve Fund - § 1431 (32)

2000 Support Services

Total

300 Purchased Professional and Technical Services

330 Other Professional Services

38,885.00

Total Purchased Professional and Technical Services	\$38,885.00
Total 2000 Support Services	\$38,885.00

LEA : 123468603 Upper Perkiomen SD

Printed 2/20/2024 2:36:32 PM

Capital Reserve Fund - § 1431 (32)

2600 Operation and Maintenance of Plant Services

<u>Elementary</u>	<u>Secondary</u>	<u>Federal</u>	<u>Total</u>
-------------------	------------------	----------------	--------------

300 Purchased Professional and Technical Services

330 Other Professional Services				38,885.00
---------------------------------	--	--	--	-----------

Total Purchased Professional and Technical Services				\$38,885.00
--	--	--	--	--------------------

Total 2600 Operation and Maintenance of Plant Services				\$38,885.00
---	--	--	--	--------------------

LEA : 123468603 Upper Perkiomen SD

Printed 2/20/2024 2:36:32 PM

Capital Reserve Fund - § 1431 (32)

2620 Operation of Buildings Services

<u>Elementary</u>	<u>Secondary</u>	<u>Federal</u>	<u>Total</u>
-------------------	------------------	----------------	--------------

300 Purchased Professional and Technical Services

330 Other Professional Services			38,885.00
---------------------------------	--	--	-----------

Total Purchased Professional and Technical Services			\$38,885.00
--	--	--	--------------------

Total 2620 Operation of Buildings Services			\$38,885.00
---	--	--	--------------------

LEA : 123468603 Upper Perkiomen SD

Printed 2/20/2024 2:36:39 PM

Capital Reserve Fund - § 1431 (32)

4000 Facilities Acquisition, Construction and Improvement Services

Total

300 Purchased Professional and Technical Services

330 Other Professional Services	53,727.07
---------------------------------	-----------

Total Purchased Professional and Technical Services	\$53,727.07
---	-------------

400 Purchased Property Services

450 Construction Services	2,463,003.35
---------------------------	--------------

Total Purchased Property Services	\$2,463,003.35
-----------------------------------	----------------

Total 4000 Facilities Acquisition, Construction and Improvement Services	\$2,516,730.42
--	----------------

LEA : 123468603 Upper Perkiomen SD

Printed 2/20/2024 2:36:39 PM

Capital Reserve Fund - § 1431 (32)				
4200 Existing Site Improvement Services	<u>Elementary</u>	<u>Secondary</u>	<u>Federal</u>	<u>Total</u>
400 <u>Purchased Property Services</u>				
450 Construction Services				91,654.51
Total Purchased Property Services				\$91,654.51
Total 4200 Existing Site Improvement Services				\$91,654.51

LEA : 123468603 Upper Perkiomen SD

Printed 2/20/2024 2:36:39 PM

Capital Reserve Fund - § 1431 (32)

4500 Building Acquisition and Construction Services – Original and Additional	<u>Elementary</u>	<u>Secondary</u>	<u>Federal</u>	<u>Total</u>
300 <u>Purchased Professional and Technical Services</u>				
330 Other Professional Services				167.81
Total Purchased Professional and Technical Services				\$167.81
Total 4500 Building Acquisition and Construction Services – Original and Additional				\$167.81

LEA : 123468603 Upper Perkiomen SD

Printed 2/20/2024 2:36:39 PM

Capital Reserve Fund - § 1431 (32)

4600 Existing Building Improvement Services	<u>Elementary</u>	<u>Secondary</u>	<u>Federal</u>	<u>Total</u>
300 <u>Purchased Professional and Technical Services</u>				
330 Other Professional Services				53,559.26
Total Purchased Professional and Technical Services				\$53,559.26
400 <u>Purchased Property Services</u>				
450 Construction Services				2,371,348.84
Total Purchased Property Services				\$2,371,348.84
Total 4600 Existing Building Improvement Services				\$2,424,908.10

LEA : 123468603 Upper Perkiomen SD

Printed 2/20/2024 2:36:34 PM

Other Capital Projects Fund (39)

2000 Support Services

Total

300 Purchased Professional and Technical Services

330 Other Professional Services	2,375.00
---------------------------------	----------

Total Purchased Professional and Technical Services	\$2,375.00
---	------------

Total 2000 Support Services	\$2,375.00
-----------------------------	------------

LEA : 123468603 Upper Perkiomen SD

Printed 2/20/2024 2:36:34 PM

Other Capital Projects Fund (39)

2600 Operation and Maintenance of Plant Services

Elementary

Secondary

Federal

Total

300 Purchased Professional and Technical Services

330 Other Professional Services

2,375.00

Total Purchased Professional and Technical Services				\$2,375.00
Total 2600 Operation and Maintenance of Plant Services				\$2,375.00

LEA : 123468603 Upper Perkiomen SD

Printed 2/20/2024 2:36:34 PM

Other Capital Projects Fund (39)

2620 Operation of Buildings Services

<u>Elementary</u>	<u>Secondary</u>	<u>Federal</u>	<u>Total</u>
-------------------	------------------	----------------	--------------

300 Purchased Professional and Technical Services

330 Other Professional Services			2,375.00
---------------------------------	--	--	----------

Total Purchased Professional and Technical Services			\$2,375.00
--	--	--	-------------------

Total 2620 Operation of Buildings Services			\$2,375.00
---	--	--	-------------------

LEA : 123468603 Upper Perkiomen SD

Printed 2/20/2024 2:36:41 PM

Other Capital Projects Fund (39)

4000 Facilities Acquisition, Construction and Improvement Services

Total

300 Purchased Professional and Technical Services

330 Other Professional Services	1,351.85
---------------------------------	----------

Total Purchased Professional and Technical Services	\$1,351.85
---	------------

400 Purchased Property Services

450 Construction Services	374.85
---------------------------	--------

Total Purchased Property Services	\$374.85
-----------------------------------	----------

Total 4000 Facilities Acquisition, Construction and Improvement Services	\$1,726.70
--	------------

LEA : 123468603 Upper Perkiomen SD

Printed 2/20/2024 2:36:41 PM

Other Capital Projects Fund (39)

4200 Existing Site Improvement Services

<u>Elementary</u>	<u>Secondary</u>	<u>Federal</u>	<u>Total</u>
-------------------	------------------	----------------	--------------

400 Purchased Property Services

450 Construction Services			374.85
---------------------------	--	--	--------

Total Purchased Property Services			\$374.85
--	--	--	-----------------

Total 4200 Existing Site Improvement Services			\$374.85
--	--	--	-----------------

LEA : 123468603 Upper Perkiomen SD

Printed 2/20/2024 2:36:41 PM

Other Capital Projects Fund (39)

4500 Building Acquisition and Construction Services – Original and Additional	<u>Elementary</u>	<u>Secondary</u>	<u>Federal</u>	<u>Total</u>
300 <u>Purchased Professional and Technical Services</u>				
330 Other Professional Services				1,351.85
Total Purchased Professional and Technical Services				\$1,351.85
Total 4500 Building Acquisition and Construction Services – Original and Additional				\$1,351.85

LEA : 123468603 Upper Perkiomen SD

Printed 2/20/2024 2:36:45 PM

	<u>General Fund(10)</u>	<u>Student Sponsored Activity Fund(21)</u>	<u>Public Purpose Trust(27)</u>	<u>Other Compt Approved (28)</u>	<u>Athletic / Activity(29)</u>
1000 <u>Instruction</u>					
1100 Regular Programs - Elementary / Secondary	29,513,308.82				
1200 Special Programs - Elementary / Secondary	10,060,141.44				
1300 Vocational Education	2,847,058.41				
1400 Other Instructional Programs - Elementary / Secondary	955.60				
1500 Nonpublic School Programs	5,187.72				
Total Instruction	\$42,426,651.99				
2000 <u>Support Services</u>					
2100 Support Services - Students	2,788,847.59				
2200 Support Services - Instructional Staff	2,267,543.36				
2300 Support Services - Administration	3,744,700.44				
2400 Support Services - Pupil Health	1,320,818.00				
2500 Support Services - Business	704,753.22				
2600 Operation and Maintenance of Plant Services	4,861,055.95				
2700 Student Transportation Services	4,327,012.60				
2800 Support Services - Central	2,037,486.86				
2900 Other Support Services	31,581.38				
Total Support Services	\$22,083,799.40				
3000 <u>Operation of Non-Instructional Services</u>					
3200 Student Activities	1,193,653.78				
3400 Scholarships and Awards	13,700.00				
Total Operation of Non-Instructional Services	\$1,207,353.78				
4000 <u>Facilities Acquisition, Construction and Improvement Services</u>					
4200 Existing Site Improvement Services					
4500 Building Acquisition and Construction Services - Original and Additional					
4600 Existing Building Improvement Services	60,094.00				
Total Facilities Acquisition, Construction and Improvement Services	\$60,094.00				
5000 <u>Other Expenditures and Financing Uses</u>					
5100 Debt Service / Other Expenditures and Financing Uses	5,751,259.50				
5200 Interfund Transfers - Out	5,000,000.00				
Total Other Expenditures and Financing Uses	\$10,751,259.50				
TOTAL ACTUAL EXPENDITURES & OTHER FINANCING USES	\$76,529,158.67				

LEA : 123468603 Upper Perkiomen SD

Printed 2/20/2024 2:36:45 PM

	<u>Capital Reserve (690.1850)(31)</u>	<u>Capital Reserve (1431)(32)</u>	<u>Other Capital Projects Fund(39)</u>	<u>Debt Service(40)</u>	<u>Permanent(90)</u>
1000 <u>Instruction</u>					
1100 Regular Programs - Elementary / Secondary					
1200 Special Programs - Elementary / Secondary					
1300 Vocational Education					
1400 Other Instructional Programs - Elementary / Secondary					
1500 Nonpublic School Programs					
Total Instruction					
2000 <u>Support Services</u>					
2100 Support Services - Students					
2200 Support Services - Instructional Staff					
2300 Support Services - Administration					
2400 Support Services - Pupil Health					
2500 Support Services - Business					
2600 Operation and Maintenance of Plant Services		38,885.00	2,375.00		
2700 Student Transportation Services					
2800 Support Services - Central					
2900 Other Support Services					
Total Support Services		\$38,885.00	\$2,375.00		
3000 <u>Operation of Non-Instructional Services</u>					
3200 Student Activities					
3400 Scholarships and Awards					
Total Operation of Non-Instructional Services					
4000 <u>Facilities Acquisition, Construction and Improvement Services</u>					
4200 Existing Site Improvement Services		91,654.51	374.85		
4500 Building Acquisition and Construction Services - Original and Additional		167.81	1,351.85		
4600 Existing Building Improvement Services		2,424,908.10			
Total Facilities Acquisition, Construction and Improvement Services		\$2,516,730.42	\$1,726.70		
5000 <u>Other Expenditures and Financing Uses</u>					
5100 Debt Service / Other Expenditures and Financing Uses					
5200 Interfund Transfers - Out					
Total Other Expenditures and Financing Uses					
TOTAL ACTUAL EXPENDITURES & OTHER FINANCING USES		\$2,555,615.42	\$4,101.70		

LEA : 123468603 Upper Perkiomen SD

Printed 2/20/2024 2:36:45 PM

	<u>Total</u>
1000 <u>Instruction</u>	
1100 Regular Programs - Elementary / Secondary	29,513,308.82
1200 Special Programs - Elementary / Secondary	10,060,141.44
1300 Vocational Education	2,847,058.41
1400 Other Instructional Programs - Elementary / Secondary	955.60
1500 Nonpublic School Programs	5,187.72
Total Instruction	\$42,426,651.99
2000 <u>Support Services</u>	
2100 Support Services - Students	2,788,847.59
2200 Support Services - Instructional Staff	2,267,543.36
2300 Support Services - Administration	3,744,700.44
2400 Support Services - Pupil Health	1,320,818.00
2500 Support Services - Business	704,753.22
2600 Operation and Maintenance of Plant Services	4,902,315.95
2700 Student Transportation Services	4,327,012.60
2800 Support Services - Central	2,037,486.86
2900 Other Support Services	31,581.38
Total Support Services	\$22,125,059.40
3000 <u>Operation of Non-Instructional Services</u>	
3200 Student Activities	1,193,653.78
3400 Scholarships and Awards	13,700.00
Total Operation of Non-Instructional Services	\$1,207,353.78
4000 <u>Facilities Acquisition, Construction and Improvement Services</u>	
4200 Existing Site Improvement Services	92,029.36
4500 Building Acquisition and Construction Services - Original and Additional	1,519.66
4600 Existing Building Improvement Services	2,485,002.10
Total Facilities Acquisition, Construction and Improvement Services	\$2,578,551.12
5000 <u>Other Expenditures and Financing Uses</u>	
5100 Debt Service / Other Expenditures and Financing Uses	5,751,259.50
5200 Interfund Transfers - Out	5,000,000.00
Total Other Expenditures and Financing Uses	\$10,751,259.50
TOTAL ACTUAL EXPENDITURES & OTHER FINANCING USES	\$79,088,875.79

LEA : 123468603 Upper Perkiomen SD

Printed 2/20/2024 2:36:54 PM

PSERS Salary Data (Salary Data should relate to the General Fund only)

Amount	Description	Amount
	Total Salary Base for salaries subject to PSERS withholding	27,868,713.03
	Total Federally Funded salaries subject to PSERS withholding	584,417.70

Title I Expenditure Data

Amount	Description	Amount
	Expenditures Funded with Current Title I Funds	358,079.00
	Expenditures Funded with Carry over Title I Funds	
Total	Title I Expenditure Data	\$358,079.00

Title IV Revenue Data

Amount	Description	Amount
	Revenue from Title IV-A-1: Student Support and Academic Enrichment Grants	28,483.00
	Revenue from Title IV-B: 21st Century Community Learning Centers	

Title V Revenue Data

Amount	Description	Amount
	Revenue from Title V-B-2: Rural and Low-Income School Programs	
	Revenue from Title V-B-1: Small Rural School Achievement (Directly from the Federal Govt)	

LEA : 123468603 Upper Perkiomen SD

1 .	<u>Current Special Education Expenditures within Function 1000</u> See list of exclusions in the note below.	7,557,893.39
2 .	<u>Current Special Education Expenditures within Function 2000</u> See list of exclusions in the note below.	3,244,472.47
2A.	<u>Current Special Education Expenditures within Sub-Function 2100</u> This data should also be included in line 2 above. See list of exclusions in the note below.	426,823.58
2B.	<u>Current Special Education Expenditures within Sub-Function 2200</u> This data should also be included in line 2 above. See list of exclusions in the note below.	345,861.54
2C.	<u>Current Special Education Expenditures within Sub-Function 2700</u> This data should also be included in line 2 above. See list of exclusions in the note below.	532,311.20
3.	<u>Current Special Education Expenditures within Sub-Function 3100</u> See list of exclusions in the note below.	210,852.38
4.	<u>Current Special Education Expenditures within Sub-Function 3200</u> See list of exclusions in the note below.	197,906.32

Note: The Current Special Education Expenditure amounts for each line should be calculated as follows:

- * Include the total expenditures for special education costs from all governmental funds and the food service fund 51 for the function/sub-function requested
- * Exclude data from sub-functions: 1243,1450,1500,1600,1807,2280,2450,2750,2990
- * Exclude data from objects: 322,511,512,516,561,562,564,566,592,593,594,595,596,597,700,830,899

Benefits for Staff Relative to Collective Bargaining Agreements

	OBJECT	COVERED	NOT COVERED	TOTAL
10 General Fund				
	211 Medical Insurance			
	212 Dental Insurance			
	215 Eye Care Insurance	20,495.90	5,779.33	26,275.23
	216 Prescription Insurance			
	271 Self-Insurance Medical Benefits	2,980,326.71	896,279.26	3,876,605.97
	272 Self-Insurance Dental Benefits	355,258.50	52,368.58	407,627.08
	275 Self-Insurance Eye Care Benefits			
	276 Self-Insurance Prescription Benefits	670,615.91	220,913.36	891,529.27
	FUND TOTAL	\$4,026,697.02	\$1,175,340.53	\$5,202,037.55
50 Enterprise Fund				
	211 Medical Insurance			
	212 Dental Insurance			
	215 Eye Care Insurance		54.23	54.23
	216 Prescription Insurance			
	271 Self-Insurance Medical Benefits		8,002.64	8,002.64
	272 Self-Insurance Dental Benefits		573.70	573.70
	275 Self-Insurance Eye Care Benefits			
	276 Self-Insurance Prescription Benefits		1,941.96	1,941.96
	FUND TOTAL		\$10,572.53	\$10,572.53
60 Internal Service Fund	No Self Insurance data to report			
	211 Medical Insurance			
	212 Dental Insurance			
	215 Eye Care Insurance			
	216 Prescription Insurance			
	271 Self-Insurance Medical Benefits			
	272 Self-Insurance Dental Benefits			
	275 Self-Insurance Eye Care Benefits			
	276 Self-Insurance Prescription Benefits			
	FUND TOTAL			
Total of All Funds		\$4,026,697.02	\$1,185,913.06	\$5,212,610.08

LEA : 123468603 Upper Perkiomen SD

Printed 2/20/2024 2:37:00 PM

Function	Special Education (Prior Year)	Nonspecial Education (Prior Year)	Total (Prior Year)	Special Education (Current Year)	Nonspecial Education (Current Year)	Total (Current Year)
2120 Guidance Services	271,441.84	1,502,687.86	1,774,129.70	334,121.80	1,849,680.81	2,183,802.61
2140 Psychological Services	406,149.06	45,127.67	451,276.73	467,170.09	51,907.79	519,077.88
2150 Speech Pathology and Audiology Services						
2160 Social Work Services						
2260 Instruction and Curriculum Development Services	154,893.22	857,480.78	1,012,374.00	161,851.09	895,999.17	1,057,850.26
2350 Legal and Accounting Services	39,200.93	190,423.93	229,624.86	54,741.35	267,266.59	322,007.94
2420 Medical Services	239,122.09	956,488.36	1,195,610.45	264,163.60	1,056,654.40	1,320,818.00
2440 Nursing Services						
2700 Student Transportation Services	372,502.45	2,786,720.58	3,159,223.03	655,810.66	3,630,533.70	4,286,344.36
Total	\$1,483,309.59	\$6,338,929.18	\$7,822,238.77	\$1,937,858.59	\$7,752,042.46	\$9,689,901.05

LEA : 123468603 Upper Perkiomen SD

(PRINCIPAL AMOUNTS ONLY)								
<u>GOVERNMENTAL FUNDS/ ACTIVITIES</u>	Short-Term Borrowing	General Obligation Bonds/Notes	Authority Building Obligations	Leases, Other Right to Use Arrangements	Extended Term Financing Agreements	Other Long Term Debt/Liabilities	OPEB, Comp Abs, Net Pension Liab	Total
1. Debt at Beginning of Fiscal Year		64,562,000.00		63,066.00		107,845.00	79,253,568.00	143,986,479.00
2. Additional Debt Incurred During Year				80,473.77		160,000.00	392,530.00	633,003.77
3. Retirements and Repayments		3,607,000.00		103,706.46		55,000.00	12,549,243.00	16,314,949.46
4. Debt at End of Fiscal Year		60,955,000.00		39,833.31		212,845.00	67,096,855.00	128,304,533.31
5. Accreted Interest at End Of Fiscal Year								
6. Total Debt and Accreted Interest		60,955,000.00		39,833.31		212,845.00	67,096,855.00	128,304,533.31
7. Current Portion P&I - Due within 1 year		5,698,732.77		63,066.46		55,000.00	175,000.00	5,991,799.23
8. Interest Paid during current fiscal year		1,947,143.02		599.42				1,947,742.44

(PRINCIPAL AMOUNTS ONLY)								
<u>PROPRIETARY FUNDS</u>	Short-Term Borrowing	General Obligation Bonds/Notes	Authority Building Obligations	Leases, Other Right to Use Arrangements	Extended Term Financing Agreements	Other Long Term Debt/Liabilities	OPEB, Comp Abs, Net Pension Liab	Total
1. Debt at Beginning of Fiscal Year							1,886,961.00	1,886,961.00
2. Additional Debt Incurred During Year							8,000.00	8,000.00
3. Retirements and Repayments							135,000.00	135,000.00
4. Debt at End of Fiscal Year							1,759,961.00	1,759,961.00
5. Accreted Interest at End Of Fiscal Year								
6. Total Debt and Accreted Interest							1,759,961.00	1,759,961.00
7. Current Portion P&I - Due within 1 year								
8. Interest Paid during current fiscal year								

LEA : 123468603 Upper Perkiomen SD

Total Principal and Interest Payments Made by Your School - All Funds

Function	Fund		Principal (910)	Principal (920)	Interest (830)	Total (Principal +Interest)	Misc Other Uses (990)
5110	10	General Fund	3,660,065.00		1,950,631.00	5,610,696.00	
5110	20	Special Revenue Funds					
5110	30	Capital Projects Funds					
5110	40	Debt Service Fund					
5110	90	Permanent Fund					
5120	10	General Fund					
5120	20	Special Revenue Funds					
5120	30	Capital Projects Funds					
5120	40	Debt Service Fund					
5140	10	General Fund	103,706.58		599.42	104,306.00	
5140	20	Special Revenue Funds					
5140	30	Capital Projects Funds					
5140	40	Debt Service Fund					
5140	90	Permanent Fund					
Total Debt Payments - Governmental Funds			\$3,763,771.58		\$1,951,230.42	\$5,715,002.00	

Function	Fund		Principal (910)	Principal (920)	Interest (830)	Total (Principal +Interest)
5110	50	Enterprise Fund				
5110	60	Internal Service Fund				
5120	50	Enterprise Fund				
5120	60	Internal Service Fund				
5140	50	Enterprise Fund				
5140	60	Internal Service Fund				
Total Debt Payments - Proprietary Funds						

LEA : 123468603 Upper Perkiomen SD

<u>Debt Details</u> <u>Governmental Funds/ Activities</u>		Principal Amounts Only				Current Portion Due Within One Year (Principal and Interest)	Interest Paid During Fiscal Year
Debt Category	Debt Issue Date (MM/YYYY)	Debt at Beginning of Fiscal Year	Additions	Reductions / Repayments	Debt at End of Fiscal Year		
General Obligation Bonds/Notes – CIB	03/2021	8,917,000.00		1,352,000.00	7,565,000.00	1,441,245.25	86,530.50
General Obligation Bonds/Notes – CIB	05/2019	8,770,000.00		270,000.00	8,500,000.00	756,625.00	345,400.00
General Obligation Bonds/Notes – CIB	05/2019	5,390,000.00		605,000.00	4,785,000.00	756,625.00	152,625.00
General Obligation Bonds/Notes – CIB	03/2018	24,385,000.00		785,000.00	23,600,000.00	1,631,018.76	846,268.76
General Obligation Bonds/Notes – CIB	10/2017	8,795,000.00		315,000.00	8,480,000.00	556,003.76	240,553.76
General Obligation Bonds/Notes – CIB	12/2016	8,305,000.00		280,000.00	8,025,000.00	557,215.00	275,765.00
Leases and Other Right to Use Arrangements		63,066.00	80,473.77	103,706.46	39,833.31	63,066.46	599.42
Other Long Term Debt/Liabilities		107,845.00	160,000.00	55,000.00	212,845.00	55,000.00	
Compensated Absences		1,659,763.00	72,530.00	49,243.00	1,683,050.00	175,000.00	
Other Post-Employment Benefits (OPEB)		6,940,370.00	320,000.00		7,260,370.00		
Net Pension Liability		70,653,435.00		12,500,000.00	58,153,435.00		
Totals for Debt Entered:		\$143,986,479.00	\$633,003.77	\$16,314,949.46	\$128,304,533.31	\$5,991,799.23	\$1,947,742.44

<u>Bond Details</u> <u>Proprietary Funds</u>		Principal Amounts Only				Current Portion Due Within One Year (Principal and Interest)	Interest Paid During Fiscal Year
Debt Category	Debt Issue Date (MM/YYYY)	Debt at Beginning of Fiscal Year	Additions	Reductions / Repayments	Debt at End of Fiscal Year		
Compensated Absences		28,800.00	4,500.00		33,300.00		
Other Post-Employment Benefits (OPEB)		91,577.00	3,500.00		95,077.00		
Net Pension Liability		1,766,584.00		135,000.00	1,631,584.00		
Totals for Debt Entered:		\$1,886,961.00	\$8,000.00	\$135,000.00	\$1,759,961.00		

LEA : 123468603 Upper Perkiomen SD

Printed 2/20/2024 2:37:05 PM

General Fund (10)

Section 1: Tuition/Purchased Services as Reported within Expenditure Detail	Amount
Tuition Reported in General Fund Expenditures 1000-560	7,169,789.65
Purchased Services in General Fund Expenditures 1000-594 and 1000-597	
Section 1 Total	\$7,169,789.65

Section 2: Tuition Paid to Institution Types During Fiscal Year	Tuition Paid For Nonspecial Education	Tuition Paid For Special Education	Total
1 1306 Institutions			
2 Institutionalized Children's Programs			
3 Juveniles Incarcerated in Adult Facilities			
4 Residential Treatment Facilities			
5 Other Local Education Agencies	16,405.98	15,503.40	31,909.38
6 Brick and Mortar Charter Schools	338,814.49	90,694.40	429,508.89
7 Cyber Charter Schools	1,702,096.51	1,222,406.62	2,924,503.13
8 Career and Technology Centers	2,419,999.65	427,058.76	2,847,058.41
9 Approved Private Schools	315,225.63	27,467.00	342,692.63
10 PA Chartered Schools for the Deaf and Blind		6,125.60	6,125.60
11 Private Residential Rehabilitative Institutions	20,372.47		20,372.47
12 Juvenile Detention Centers			
13 Special Program Jointures			
14 Other Tuition Not Included Elsewhere In This Section	128,865.72	438,753.42	567,619.14
Section 2 Total	\$4,941,780.45	\$2,228,009.20	\$7,169,789.65

LEA : 123468603 Upper Perkiomen SD

Printed 2/20/2024 2:37:07 PM

Food Service / Cafeteria Operations Fund (51)

3000 Operation of Non-Instructional Services		Total
100 <u>Personnel Services – Salaries</u>		
100 Personnel Services – Salaries		475,787.00
Total Personnel Services – Salaries		\$475,787.00
200 <u>Personnel Services – Employee Benefits</u>		
210 Group Insurance – Contracted Provider		868.83
220 Social Security Contributions		36,440.76
230 PSERS Retirement Contributions		109,627.57
270 Group Insurance – Self-Insurance		10,518.30
Total Personnel Services – Employee Benefits		\$157,455.46
300 <u>Purchased Professional and Technical Services</u>		
329 Professional Educational Services – Other		208.49
390 Other Purchased Professional and Technical Services		334.00
Total Purchased Professional and Technical Services		\$542.49
400 <u>Purchased Property Services</u>		
410 Cleaning Services		8,591.00
430 Repairs and Maintenance Services		1,621.00
Total Purchased Property Services		\$10,212.00
500 <u>Other Purchased Services</u>		
530 Communications		1,894.05
540 Advertising		63.00
580 Travel		3,741.67
Total Other Purchased Services		\$5,698.72
600 <u>Supplies</u>		
610 General Supplies		45,390.87
630 Food		670,697.00
650 Supplies & Fees – Technology Related		2,130.00
Total Supplies		\$718,217.87
700 <u>Property</u>		
740 Depreciation		8,753.35
Total Property		\$8,753.35
800 <u>Other Objects</u>		
800 Other Objects		902.10
810 Dues and Fees		552.00
Total Other Objects		\$1,454.10
Total 3000 Operation of Non-Instructional Services		\$1,378,120.99

LEA : 123468603 Upper Perkiomen SD

Printed 2/20/2024 2:37:07 PM

Food Service / Cafeteria Operations Fund (51)

3100 Food Services	Elementary	Secondary	Federal	Total
100 <u>Personnel Services – Salaries</u>				
100 Personnel Services – Salaries				475,787.00
Total Personnel Services – Salaries				\$475,787.00
200 <u>Personnel Services – Employee Benefits</u>				
210 Group Insurance – Contracted Provider				868.83
220 Social Security Contributions				36,440.76
230 PSERS Retirement Contributions				109,627.57
270 Group Insurance – Self-Insurance				10,518.30
Total Personnel Services – Employee Benefits				\$157,455.46
300 <u>Purchased Professional and Technical Services</u>				
329 Professional Educational Services – Other				208.49
390 Other Purchased Professional and Technical Services				334.00
Total Purchased Professional and Technical Services				\$542.49
400 <u>Purchased Property Services</u>				
410 Cleaning Services				8,591.00
430 Repairs and Maintenance Services				1,621.00
Total Purchased Property Services				\$10,212.00
500 <u>Other Purchased Services</u>				
530 Communications				1,894.05
540 Advertising				63.00
580 Travel				3,741.67
Total Other Purchased Services				\$5,698.72
600 <u>Supplies</u>				
610 General Supplies				45,390.87
630 Food				670,697.00
650 Supplies & Fees – Technology Related				2,130.00
Total Supplies				\$718,217.87
700 <u>Property</u>				
740 Depreciation				8,753.35
Total Property				\$8,753.35
800 <u>Other Objects</u>				
800 Other Objects				902.10
810 Dues and Fees				552.00
Total Other Objects				\$1,454.10
Total 3100 Food Services				\$1,378,120.99

	<u>Food Service(51)</u>	<u>Child Care Operations(52)</u>	<u>Other Enterprise(58)</u>	<u>Internal Service(60)</u>	<u>Total</u>
3000 <u>Operation of Non-Instructional Services</u>					
3100 Food Services	1,378,120.99				1,378,120.99
Total Operation of Non-Instructional Services	\$1,378,120.99				\$1,378,120.99
TOTAL ACTUAL EXPENDITURES & OTHER FINANCING USES	\$1,378,120.99				\$1,378,120.99

LEA : 123468603 Upper Perkiomen SD

Printed 2/20/2024 2:37:14 PM

Fund	School	School Number	Local Personnel	Local Nonpersonnel	State Personnel	State Nonpersonnel	Federal Personnel	Federal Nonpersonnel	Total	Explanation
10										
	Hereford El Sch	7073	6,480,168.02	3,815,820.07	176,211.18	8,270.00	231,616.29	185,934.23	10,898,019.79	
	Marlborough El Sch	7264	5,819,597.70	3,156,716.05	202,162.82	7,000.20	196,053.15	157,385.27	9,538,915.19	
	Upper Perkiomen 4th and 5th Grade Center	8468	6,573,085.08	3,353,864.83		7,325.79	205,171.91	164,705.52	10,304,153.13	
	Upper Perkiomen HS	5081	13,886,985.60	10,743,520.77		17,223.75	153,293.40	425,948.12	25,226,971.64	
	Upper Perkiomen MS	3406	11,130,355.24	7,427,744.33		12,144.54	108,087.78	300,337.71	18,978,669.60	
Total			43,890,191.64	28,497,666.05	378,374.00	51,964.28	894,222.53	1,234,310.85	74,946,729.35	