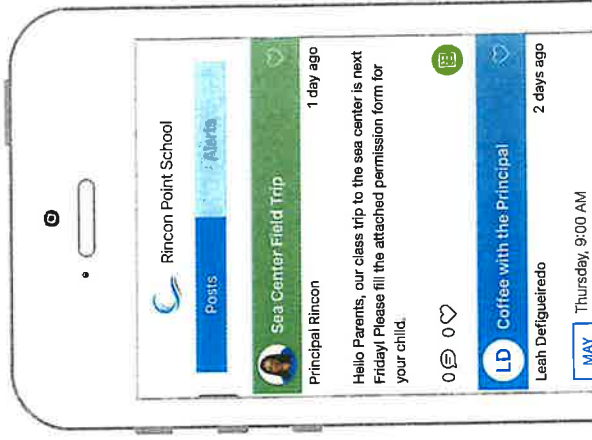


Get Started in 3 Easy Steps!



1. Download the free iOS or Android mobile app.

2. Log in with your email or phone registered with the school.


3. Start receiving posts relevant to your student.



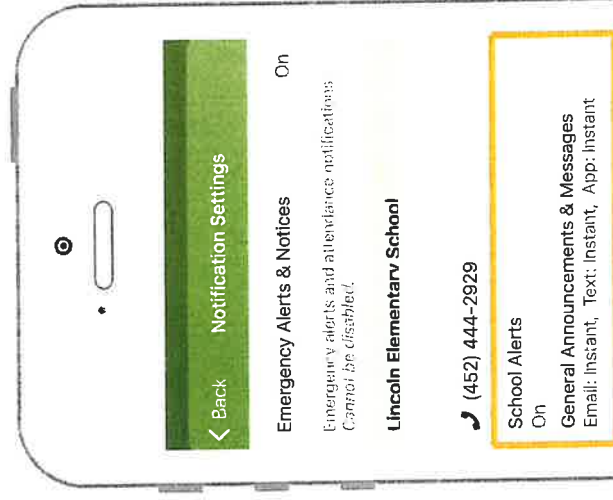
Choose Your Notification Preferences



1. Tap the  icon in the top left. Tap 'Account' and then 'Preferences.'



2. Tap 'Notification Settings.'



3. Select how you'd like to be notified.