



2024-2025

9th Grade Registration

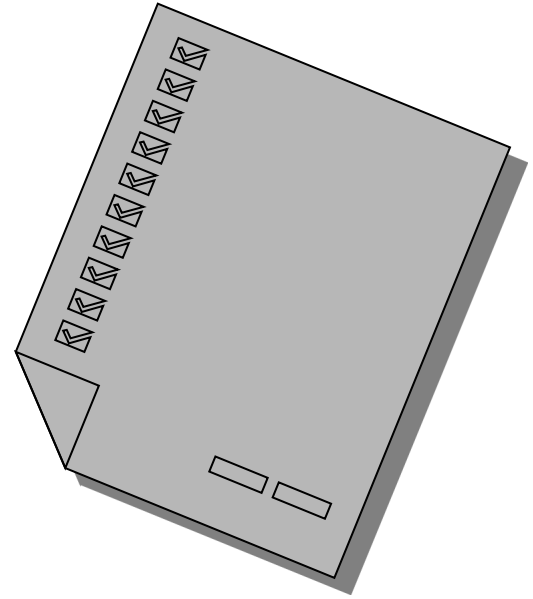
School District of Onalaska

Comprehensive School

Counseling Program

Tonight's Agenda

- Part 1 - Registration process
- Part 2 - Planning for your future
- Q & A's
 - Throughout session as needed
- FAQ's & activities info in your packet
 - Emailed previously & on OHS Student Services website



Administrative Team

- **Jared Schaffner – Principal**
- **Charlie Ihle – Associate Principal**
- **Jason Thiry – Activities Director/Associate Principal**

Administrative Assistants:

- **LeAnn Dirks**
- **Laura Fugina**
- **Kim Weber**

Your OHS Student Services Team

School Counselors:

Garrett Silker (A-Hr)

Chrissy DeLong (Hs-Ra)

John Horman (Rb-Z)

Administrative Assistants:

Melissa de Boer

Jen Morrison

School Psychologist:

Rikki Kazda

Intern:

Brianna Varsho



What Do School Counselors Do at OHS?

Academic

Grades
Credits
Graduation Requirements
Tutoring

Career

Academic Career Planning
Course Selections
Academies
Job Shadows
Mentorships
Youth Apprenticeships

Social Emotional Learning (SEL)

Individual Counseling
Community Resources
Homeroom
Student Assistance Program

"Assigned" to your counselor, but can see any of us to talk!



Registration Process

School District of Onalaska
Comprehensive School Counseling
Program

Registration Materials

- **Course Description Book***
- **Course Selection Worksheet***
- **Academic Career Plan (ACP)**
 - Will work on in student's OMS class
 - Blank form available in back cover of Course Description Book

***Materials available online (OHS Student Services webpage)**

Timeline

- Jan. 29-30 - Registration packets handed out and explained to students
- Jan. 29 - Parent & Student Night
- Feb. 1 - Career Electives Day (at OHS)
- Feb. 5 - Turn in **parent- and teacher-signed** registration forms to OHS counselors during 8th grade social studies class
 - Enter course requests in PowerSchool before Feb. 5



Academic & Career Planning

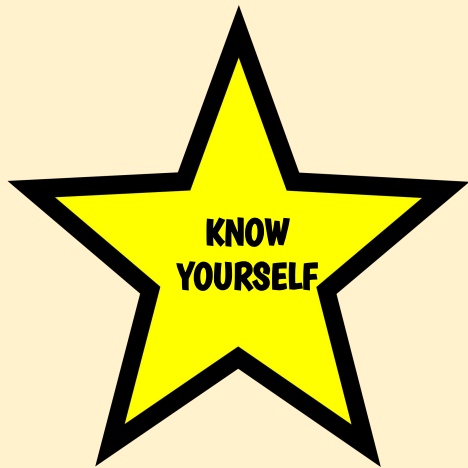
What is ACP?

- **Process to set goals and create action plans**
- **Designed to support students who are still exploring as well as those that have selected a specific area of interest**

What is the 4-step decision-making process?

- 1. Know Yourself**
- 2. Know Your Options**
- 3. Make a Decision**
- 4. Prepare**

Career? Find a Match!



+



**Does this career MATCH my
interests and skills?**

Students do NOT need to choose a career any time soon! Our mission in HS is for students to continue in the process of learning about careers, and what careers may be a good match for them!

Xello & Your ACP

xello

Career & College Exploration

- Log in to your student PowerSchool Account ➡ PS
- Click on the "Applications" logo ➡
- Click to enter Xello! ➡ xello

Explore options

Careers 600+

Schools 3,500+

Majors 1,400+

Explore careers

Explore schools

Explore majors

KNOW YOUR OPTIONS

- From Careers click "More Filters" ➡ More Filters
- In Career Clusters click "Show more Clusters" ➡ + Show more clusters
- "Filter" Career Clusters, School Subjects & Education levels to explore all of your options!

Other Career & College Exploration websites:

- * knowhow2go.com
- * wtcsystem.edu/programs/career-quiz
- * jobcenterofwisconsin.com
- * mymajors.com
- * uwhelp.wisconsin.edu
- * careerfitter.com
- * Myers Briggs Personality test - www.16personalities.com

What courses could I take in high school that fit with my career & personal interest(s)?

8th Grade Academic & Career Planning Ahead

What is one career (or type of career) I'm considering?

What career cluster is this under?

List other careers and/or clusters I am considering:

Four-year planning

Using the OHS Course Description Book, what are some courses I may want to take in high school that will help me prepare for the career above, or explore other careers I'm interested in? Use the Career Clusters and Related OHS Courses sections (pages 12-20).



Refer to career clusters on page 12 for related coursework



What could I do after high school to prepare/be trained?

LAST name _____

FIRST name _____

8th Grade Academic & Career Planning My Options for after high school



1. Write in the options
2. Draw a line to match the option to the description

1) _____

Committing to serve our country through one of the branches of the armed services

2) _____

Where you begin the first two years of college and then transfer those credits to a 4-year university (2 years + 2 years = bachelor's degree)

3) _____

Finding an employer who will train you on the job for a trade, and usually pays for a few college classes to help with your training

4) _____

Where you receive career trainings towards a certificate (semester) technical diploma (1-year) or associates degree (2-years). Learning is very specific to preparation for a career

5) _____

Where you focus your studies at an institution designed for a specific career (Cosmetology, trucking, culinary)

..



Academic Career Plan (ACP)

2024-2025 FRESHMEN

LAST NAME _____ FIRST NAME _____

1. ACADEMIC CAREER PLAN

a). My current career goal _____

b). Which type of training is needed for this job? (circle one)

On the job

Apprenticeship

1-2 year program

4 year degree

Graduate degree
(master's)

c). Helpful high school courses include _____

-
- Refer to Career Clusters in CDB & Xello for help answering questions

- **Xello access through PowerSchool**

- Students may list career, career area, cluster or type of work

Registering for Classes

2. COURSE SELECTIONS

Semester 1

1. English 9 **OR** English 9 Accelerated
2. US History
3. Biology
4. PE 9
5. Math _____

Signature of current math teacher _____ Recommended course _____

6. _____
7. _____
8. _____

Semester 2

1. English 9 **OR** English 9 Accelerated
2. US History
3. Biology
4. Wellness
5. Math _____

6. _____
7. _____
8. _____

3. COURSE ALTERNATES - *Choose carefully!*

1. _____
2. _____
3. _____

R
A
N
K

Available Freshman Electives

FRESHMAN ELECTIVE COURSE OPTIONS

ART

Art Foundations
Drawing - S2 only
Painting - S2 only

BUSINESS

Introduction to Business (DC)
Computer Applications (DC)
Computer Science
Graphic Design
Principles of Leadership

MUSIC

Bass Choir
Treble Choir
Concert/Marching Band
Orchestra

FAMILY & CONSUMER EDUCATION

Foods (DC)
Relationships

WORLD LANGUAGES

Spanish 1 or Spanish 1 Pre-AP
French 1

SOCIAL STUDIES

Hmong Language & Culture

TECHNOLOGY & ENGINEERING

Exploring Technology & Engineering
Introduction to Engineering Design (H)
Robotics

Registering for Classes

4. PARENT APPROVAL

Signature of approval by Parent/Guardian

Date

5. SUMMER SCHOOL INTEREST(S)

You may select a maximum of TWO summer school courses.

- ☐ US History S1 - Replace with _____
- ☐ Computer Applications 1 - Replace with _____
- ☐ PE 9 or Wellness (circle ONE) – Replace with _____

Summer School Information

- **Dates:** June 3-July 12 (No classes July 4 & 5)
- **Times:** 7:45-10:00 am and/or 10:10 am-12:25 pm
- **Classes offered:**
 - **Credit:** US History (sem. 1); Computer Applications 1; PE 9 OR Wellness
 - Students can take a max of one PE/health course
 - Students can take a max of two summer school courses total
 - **Non-credit:** Enrichment
- **Sign-up procedure:**
 - **First come, first served - classes typically fill**
 - Online registration begins April 12, 2024 (TBD)
 - Indicating interest in summer school on your course selection sheet does **NOT** sign you up - you must still go through the summer school sign up process

Registering for Classes ONLINE

- Complete the front of the blue sheet first
- Use the directions on the back to enter course requests online
- Log into student PowerSchool account with *student's* ID and password
- Follow directions on back of sheet & on screen to enter requests
 - Do not enter study halls, alternates, or summer school interests

Registering for Classes ONLINE

ONLINE COURSE REGISTRATION DIRECTIONS

1. Complete this course selection worksheet.
2. Go to <https://ona.powerschool.com>.
3. Log in using your student PowerSchool username and password.
4. Go to “Class Registration” on the left side of the screen.
5. Follow the on-screen instructions to sign up for each of your classes.



- a) Click on the edit button to open each subject area to select your courses.
- a) Enter all of your course requests in one session.
- b) When signing up for a year-long class, be sure to select BOTH semesters.
- c) You must select a minimum of 7 “Credit Hours” (see bottom of screen).
- d) Green check marks ✓ indicate you are done with a section.
- e) Red exclamation points ! indicate you are not done.
- f) Look at all pages of each subject (1, 2, 3 pages for some subjects).
- g) You do not need to click a course to request a study hall/commons or your summer school interests.



6. **CLICK SUBMIT** to save your requests!



***Online registration will be explained to students during January 29-30 registration presentation at OMS**

Registering for Classes ONLINE

Navigation



Grades and Attendance



Missing Assignments



Grade History



Attendance History



Teacher Comments



Student Reports



School Bulletin



Class Registration



Balance



My Schedule



School Information

Welcome to the Onalaska High School Class Registration System for 2024-2025

Welcome to Onalaska High School online registration for 2024-2025. Please follow the on-screen directions to select your courses for 2024-2025.

[View course requests](#)

English Requirement

Click the edit button to request a course ➡



You must select a full year of English 9 OR English 9 Accelerated. Be sure to select BOTH semesters of the SAME course. Ex: English 9 (1450 and 1451)
Number of requests to generate : 1

Social Studies Requirement

You have been enrolled in United States History.
Number of requests to generate : 1

US History

2215 - 0.5 credits

US History

2216 - 0.5 credits



Science Requirement

You have been enrolled in Biology for the science requirement.
Number of requests to generate : 1

Biology

2105 - 0.5 credits

Biology

2106 - 0.5 credits



Math Requirements

Click the edit button to request a course ➡



You must select a full year of math. Be sure to select BOTH semesters for the SAME course. Ex: Algebra 1 (1801 and 1802)
Number of requests to generate : 1

Physical Education Requirements

You have been enrolled in and PE 9 to fulfill PE requirements.
Number of requests to generate : 1

PE 9

2001 - 0.5 credits



Health Requirement

Wellness



Registering for Classes

- Remember semester- vs. year-long classes
- Freshmen must sign up for at least 7 classes each semester
 - Study halls are encouraged
- Rank elective course choices
- Check course prerequisites
- Check math placement (Pg. 34)
- Consider Honors Diploma options (Pg. 5)



Points to Remember

- Students who do not return their course selection sheets will have a schedule built for them
- The master schedule is *student driven*:
 - Will be built after course requests have been entered in the computer
 - Will determine what classes will be offered for the 24-25 school year
 - A class you register for now may not be offered based on low numbers

Schedule Changes

- **Schedule changes will only be allowed for:**
 - **Students who do not have enough credits**
 - **Students who do not have the necessary prerequisite**
 - **Students who have scheduling conflicts with requested courses**
 - **Mistakes in scheduling**



Planning for Your Future

**Post-Secondary Options
and Requirements**

Options for after High School

- **Work**
- **Military**
- **Apprenticeship**
- **Trade School**
- **Technical College**
- **Community College**
- **4 Year University**

High School Academics

Top
50%

OFFICIAL TRANSCRIPT
School Code: 501-700

Print Date: January 21, 2023
Class Of:
Grad Date:

School Name/Address
Onalaska High School
700 Hilltopper Place
Onalaska, WI 54650
Tel: 608-783-4561 Fax: 608-783-2604

Course Title	Gr	SI	SI	Course Title	Gr	SI	SI	GPA Summary
20-21 Onalaska High School								
English 9	9	B+	0.500	B	0.500			
Wellness	9			B	0.250			
Algebra I	9	B-	0.500	B-	0.500			Cumulative GPA: 3.200
Concert Band (H)	9	A	0.500	A	0.500			Class Rank: 123 of 213
Band Choir	9	A	0.500	A	0.500			
PE 9	9	B+	0.500					
Wellness PE Lab	9			B	0.250			Grade 9 GPA: 3.1964
Biology	9	C+	0.500	C+	0.500			Grade 10 GPA: 3.2143
US History	9	B+	0.500	B	0.500			Grade 11 GPA: 3.4063
								Grade 12 GPA:
21-22 Onalaska High School								
English 10	10	B	0.500	B-	0.500			
General Health	10			B+	0.500			
Geometry	10	B-	0.500	C	0.500			
Concert/Marching Band	10	A	0.500	A	0.500			
Concert Choir (H)	10	A	0.500	A-	0.500			
Lifeline Activity	10	A	0.500					
Physical Science	10	B	0.500	B	0.500			
Wild Hat and Grog	10	B	0.500	C+	0.500			
22-23 Onalaska High School								
US Citizenship Test/Choice Exam I	F		0.000					
English 11	11	B	0.500					
Spanish I	11	A-	0.500					
Algebra 2	11	C+	0.500					
Wind Ensemble/Marching Band (H)	11	B+	0.500					
Concert Choir (H)	11	A	0.500					
Adv & Outdoor Pursuits	11	A	0.500					
Earth Science	11	B+	0.500					
Amer Government	11	A-	0.500					
Work In Progress								
22-23 Onalaska High School								
Algebra 2	12	0.50						
Chemistry	12	0.00						
Concert Choir (H)	12	0.50						
Earth Science	12	0.50						
English 12	12	0.50						
Humorous	12	0.00						
Lunch 10	12	0.00						
Resource Aided	12	0.00						
Social Issues	12	0.50						
Spanish 1	12	0.50						
Wind Ensemble/Marching Band (H)	12	0.50						

High School Academics

This handout explains what we just talked about on the transcripts, but gives you a copy for home.

Reminder: Onalaska Middle School calculates GPA in a slightly different way, but your class rank still compares you and your peers based on the OMS cumulative GPA.

Where Does My GPA Come From?

Quarter Grades: Every quarter you receive a report card with grades. Quarter report cards do indicate a *quarter* Grade Point Average (GPA), but this along with the quarter grades should be viewed as a report on progress towards semester grades.

Semester Grades: Every semester your first & second (or third & fourth) quarter grades are averaged with your final semester test score to create a semester grade. Semester grades are used to award credit for passing classes and create a cumulative GPA.

Cumulative Grade Point Average: Your cumulative GPA is (re)calculated every semester based on the average of all of your semester grades *throughout your high school career* (this includes middle school Geometry, Algebra 2 and summer school session grades just before the freshman year).

Class Rank: Your cumulative GPA will show up on your high school transcript and determines your class rank, which compares all students' GPA's in your grade. The student ranked #1 in the class would have the highest GPA, and the student with the lowest GPA would be ranked at about 220 (depending on class size).

The following are the points assigned to each grade earned in high school used to calculate a GPA:

Letter Grade	% Range	GPA Points	Letter Grade	% Range	GPA Points
A	93-100	4.0	C	73-76	2.0
A-	90-92	3.75	C-	70-72	1.75
B+	87-89	3.25	D+	67-69	1.25
B	83-86	3.00	D	63-66	1.0
B-	80-82	2.75	D-	60-62	.75
C+	77-79	2.25	F	0-59	0

Weighted Grades: Some schools award more grade points for honors or AP courses (eg, earn a 5.0 for an A in my honors class). Onalaska High School does not weight grades. There was a time when we did, however the negative effects of this practice on students outweighed the benefits. |

Onalaska High School puts great emphasis on students developing, modifying and following an Academic and Career Plan (ACP) to help specifically prepare for career and college options after high school. Students who follow an outline of rigorous (honors) courses, and perform at a high level can be eligible for one of three honors diploma recognitions (see our Course Description Book).

Let's Talk Academic Success

Onalaska Middle School

Automatic 50% for work not handed in

Time in class to complete most homework

Retakes/corrections on tests are typically allowed (with completed insurance?)

Onalaska High School



Automatic 0% for work not handed in

Homework outside of class time is expected (typically 1 hour/night)

Retakes/corrections on tests are typically allowed (with completed insurance)

How is middle school different from high school?

Here are some things to know and prepare for NOW!

Onalaska Middle School	Onalaska High School
	
Grades don't follow you to the next level	Grades WILL be part of determining your success or acceptance at the next level (college, military, work)
Automatic 50% for work not handed in	Automatic 0% for work not handed in
Retakes/corrections on tests are typically allowed	Retakes/corrections on tests are sometimes allowed (with completed insurance)
Lots of reminders to complete work	Fewer reminders to complete work



Let's Talk Academic Success

How to Get Good Grades in High School & Advice from OHS Seniors

Adapted from Linda O'Brien, Woodburn Press, 2009.



Step One: *Believe in Yourself*

In order for you to succeed, you have to believe in yourself and in your abilities. Set some realistic academic goals and work hard to achieve them.

Step Two: *Be Organized*

If you're organized, you'll have what you need when you need it.

- Use your Student Planner, phone or a similar system. Use it in every class to record. Check your planner/phone before leaving school to make sure you bring home all. Use your planner/phone at home to complete assignments and check them off with quizzes, appointments, practices, etc.
- Homework/planner apps include My Study Life, Egenda, myHomework, etc.
- When given a large assignment, break it down into smaller parts. Write these small tasks in your planner.
- Use the PowerSchool Parent/Student Portal to keep track of trends in grades/assignments.



Step Three: *Manage Your Time Well*

With good time management, you'll have time for the things you need to do, and you'll still have time to relax.

- Use class time and study halls to start homework, ask questions or get help.
- Create your own study plan by determining when you are able to focus best, and when you are not.
- Prepare for sabotage by identifying anything that could interrupt or ruin your study time and figure out how to avoid it.

Step Four: *Be Successful in Class*

- Be in school, on time, every day. When you miss school, you miss lectures, notes, quizzes, and tests. Communicate with teachers when you miss class.
- Learn how to adapt to different teachers. Part of your education is to learn how to adapt to different personalities and teaching styles. Plus it will help you adapt to different supervisors.
- Be prepared for each class by bringing books, paper, pencils, etc. You will also need to come to class ready to learn.
- Participate in class – it makes it more interesting and keeps your mind focused. As you participate, you'll learn more.
- Be a good group member by doing your share of the work and doing it well, trying to support the other group members.
- Involve your parents by telling them what you did in class that day, or asking them to help you if you have a problem with a subject, teacher, class or student.

10. Make a plan with your teen to limit his or her involvement if too many extracurricular activities are interfering with academic achievement. Similarly, monitor hours at a part-time job. If your teen's grades or health are being affected by over-commitment to work or school activities, take steps to help him or her cut back to a more manageable schedule.

Staying Involved

- ❖ Meet your teen's counselor and teachers. Attend parent-teacher-student conferences, even if you have no concerns about your child's academic progress.
- ❖ Use PowerSchool to monitor progress and trends between mid-quarter reports and report cards.

or call teachers with questions or concerns about grades or behavior – the more the better.

Read parent events at school and read your Footnotes, the school newsletter, to stay informed.

Use the school website to access calendars, events, and contact information: www.onalaskaschools.com

Helping Your High School Student Succeed

A Guide for Parents



School District of Onalaska

Comprehensive School Counseling Program


OHS Student Services

Onalaska High School
700 Hilltopper Place
Onalaska, WI 54650
608-783-4571



Using the PowerSchool Mobile App

Download the PowerSchool Mobile App from Google Play (android) or the Apple Store (iOS)



Enter the district code - **TRJP**

This can also be found by clicking "Where is my district code?" on the login screen.



Let's Talk Academic Success

Study for tests

Ask more questions

Better time management

Eat breakfast every morning

Start reading textbooks (online version may read to you!)

Study to learn

Take better notes

Set a homework routine

Get organized (My Study Life, Egenda apps)

Establish a good bedtime & stay consistent



**What is one thing I should work on in middle school
(AKA NOW) to prepare for high school?**

Preparing For Your Future



Preparing for your Future

- ❑ It's not too early to start thinking about college, career or military interests. If you have any questions, ask friends, a teacher, or your school counselor.
- ❑ Talk to your child about his or her interests and help match those interests with a college major and career.
- ❑ Help your child develop good study habits, such as finishing all work before going on social media or playing video games.
- ❑ Stay in contact with your child's teachers and counselor so that they can let you know about any changes in your child's behavior or schoolwork.
- ❑ Keep an eye on your child's grades, and help him or her find tutoring assistance, if necessary.
- ❑ Encourage your child to take challenging classes in core academic subjects including Advanced Placement classes where they can earn college credit by taking the AP exam. In addition, some colleges require two years of world language for admission.
- ❑ Keep a list of awards, honors, extracurricular activities, and paid or volunteer work.





How to plan for college costs

- ❑ Use *FAFSA4caster* to find out how much federal student aid your child might receive. This information will help you plan ahead. (<https://fafsa.ed.gov/spa/fafsa4c>)
- ❑ Save for your child's college education. If you have not opened a savings account, learn about the tax advantages of saving through the Wisconsin EdVest 529 plan (edvest.com)



Helpful Websites

- ❑ Paying for College: uwhelp.wisconsin.edu/pay-for-college
- ❑ Preparing for College: uwhelp.wisconsin.edu/prep-for-college
- ❑ MajorMania (Search for majors available at UW campuses): majormania.uwex.edu
- ❑ Scholarship Info: <https://studentaid.gov/understand-aid/types/scholarships>
- ❑ Students with Special Needs: uwhelp.wisconsin.edu/resources/student-services
- ❑ UW Help Journey: uwhelp.wisconsin.edu/resources/uw-journey/



**Class of 2028
Google
Classroom**

**@onaFans
Twitter**

**Onalaska Hilltopper
Athletic Booster Club
Facebook Page**

WHAT'S HAPPENING AT OHS?


**What clubs and activities
could I participate in to
have fun & explore careers?**

**Daily announcements
(read in school &
posted on website)**

**School district
website
onalaska.k12.wi.us**

Preparing for High School Timeline

- **April 12 (TBD) - 6pm - Summer School Registration - Online**
- **August 20 - 8:30am-7pm - Registration**
 - **Pick up schedule, get picture taken**
- **August 20 - 6:30pm - Freshman Student & Parent Night**
 - **Welcome to OHS!**
- **August 28 - 8-11:45am - LINK Crew Freshman Orientation**
 - **Practice bell schedule while walking through your own class schedule, tips from LINK Crew Leaders**



Individual STAR Conference

- **Meet your school counselor**
- **Review Academic & Career Plan**
- **Review course requests for 9th grade and beyond**
- **Get acquainted with OHS & your resources**



Thank you for coming!

Q & A's

**School District of Onalaska
Comprehensive School Counseling
Program**