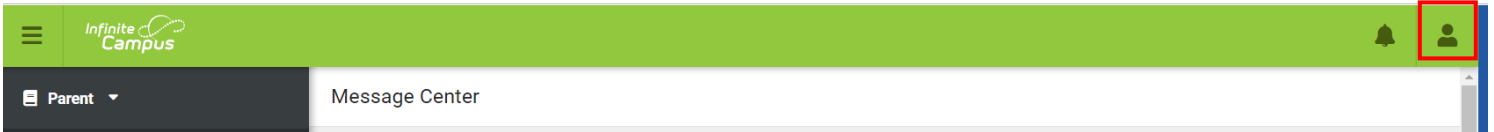

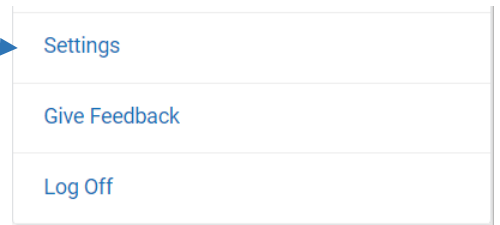


Updating Password and Password Recovery Email in the New Infinite Campus Portal

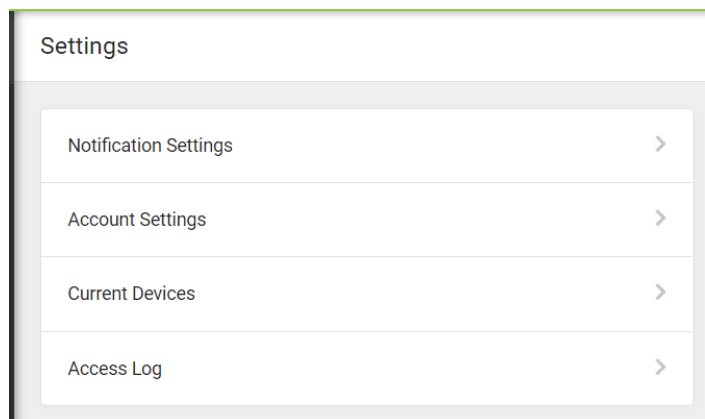


To update change your password or password recovery email, log into the portal and click on

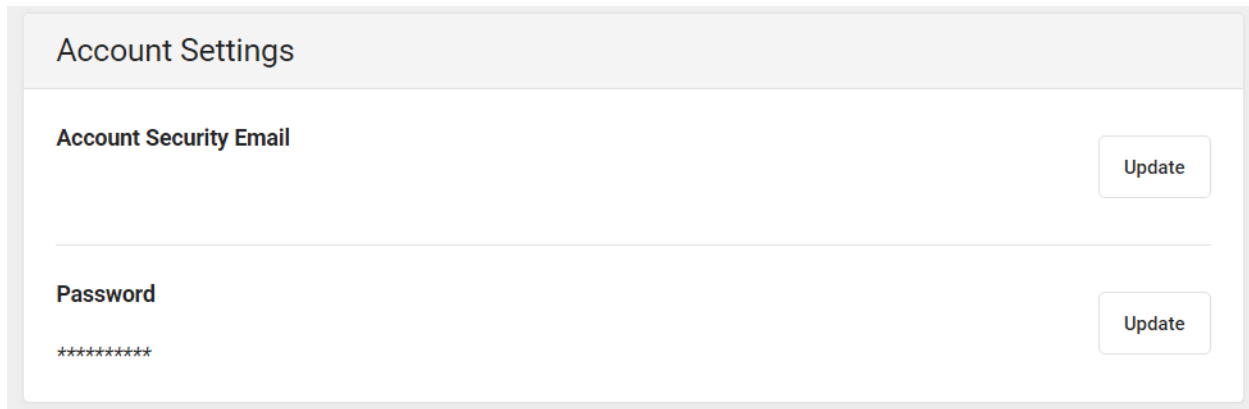
the  icon and go to settings.



Under settings click on account settings.



You will then click on “**Update**” for either Account Security Email or Password.



Account Settings

Account Security Email

Password

You will then be asked to either to: Update email or update password. Be sure to fill in all the required fields and click on **SAVE**.

Update Email

Please enter the email address that can be used for security purposes. An email will be sent to verify the change.

Current Account Security Email

New Account Security Email *

Confirm New Account Security Email *

Enter Campus Password *

Save

Update Password

Your password must be strong. Enter a series of characters or a two or three word phrase that includes letters, numbers, and special characters.

Current Password *

New Password *

Confirm Password *

Password Strength 0%

Save