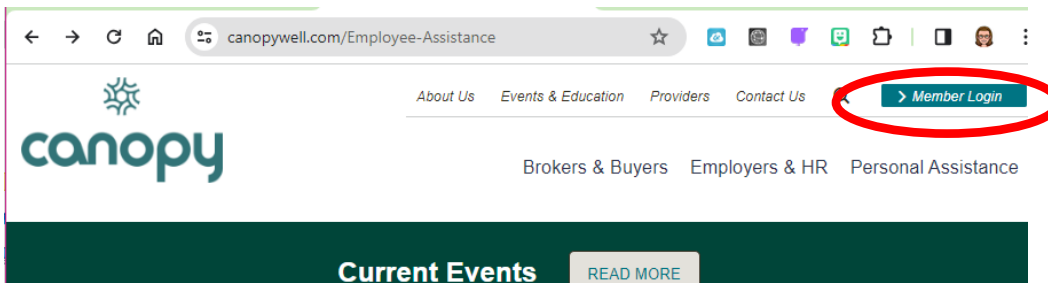



How to register on the [Canopywell.com](https://www.canopywell.com) website.

1. Click on the Member Login at the top right corner.

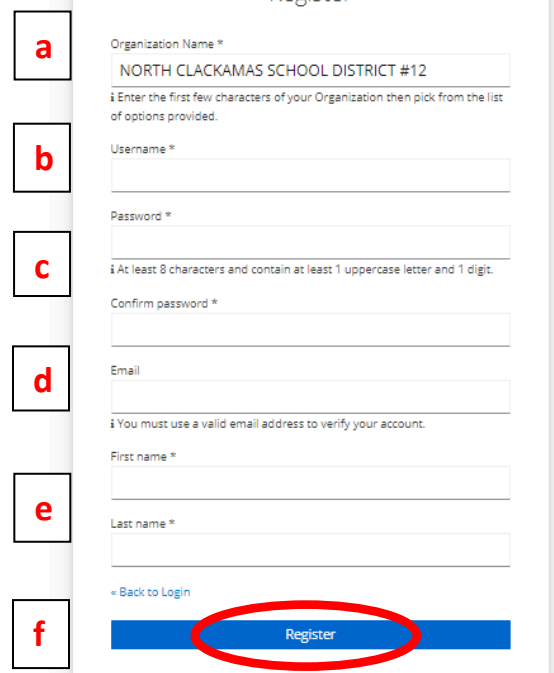


2. First time users will need to register by clicking on Register at the bottom of the dialog box.



3. Complete the registration fields.

- a. Organization Name use drop down: NORTH CLACKAMAS SCHOOL DISTRICT #12
- b. Create a user name. This is not connected to your district network account.
- c. Create your own password and confirm your password.
- d. Enter your email, recommend to use a person email address.
- e. Enter your first the last name.
- f. Click on register.



You are now ready to view all services offered by Canopy EAP.