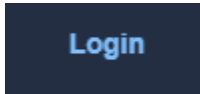


How to Check if You Have Debt

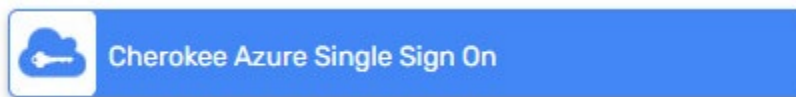
1. Go to the RRHS Media Center Webpage: <https://rrhs.cherokeek12.net/media-center>
2. Click on the “Destiny Discover” button on the far right side panel




- a.
3. Click “Login” in the top right hand corner




- a.
4. Log in using the “Cherokee Azure Single Sign On” blue button



- a.
5. Click “My Stuff” on the top menu



- a.
6. Click “Fines”



- a.
7. View your fines

What to do if you have fines

If you have **library fines**- return your book, equipment or math calculator in good condition to the media center and the late fines will go away. We don't have late fines in the RRHS library, only a replacement fee for the cost of the book/calculator/equipment if the item is lost or damaged.

If you have fines for a **textbook**- return the textbook to the media center, textbook cart (placed outside media center around end of school year) or return it to the front office.

If you lost a textbook or library book/calculator/equipment, you can pay the replacement fee using [CCSD Graystep here](#). **IF THE TEXTBOOK OR LIBRARY BOOK IS FROM ANOTHER SCHOOL YOU MUST PAY THAT SCHOOL DIRECTLY. DO NOT PAY RRHS FOR MCMS OR OTHER SCHOOLS' BOOKS.** If you want to pay with cash, please bring EXACT CHANGE to the library for library books or front office for textbooks.

If you have other fines, please pay the fine on [CCSD Graystep](#) or bring exact change/check to the RRHS front office.