

Create a Schoolcash account...Request a Chromebook... Submit Chromebook Service Requests via HappyFox

***Note: To Request a Chromebook (CFISD 1 to 1 Device), parents must first create a Schoolcash account.**

Creating a Schoolcash Account

Schoolcash allows you to purchase items, pay fees and dues online with credit, debit or Echeck.

Step 1: Go to <https://cypress-fairbanksisd.schoolcashonline.com>

Step 2: Register by selecting the "Get Started Today" link and fill in the required fields to create your profile with a username, password and security question.


Step 3: After you receive the confirmation email, click the school cash link and add each of your children to your household account.



Requesting a Chromebook (CFISD 1 to 1 Device)

CFISD has committed to providing a take-home device, a Chromebook, for every CFISD student to support learning. Now that you have a Schoolcash account, you are ready to request a Chromebook.

Step 4: Click on the tab "Adding Items" to sign the parent agreement for the **CFISD 1 to 1 Device** (Chromebook). Once this is complete, a Chrombook will be issued to the student at the campus.

HappyFox
(report student Chromebook issue)



1. Log into <http://my.cfisd.net> from any internet-connected device using school Google account.
2. Click on HappyFox icon.
3. Click 
4. Follow prompts and enter information.
5. Click 
6. Log back into HappyFox for status updates.

Chromebook Service Requests via HappyFox

It is now super easy for students to receive support for their Chromebooks. HappyFox is our new Help Desk for CFISD 1 to 1 devices. If a student encounters an issue with their CFISD device, they can now submit and track their own ticket!