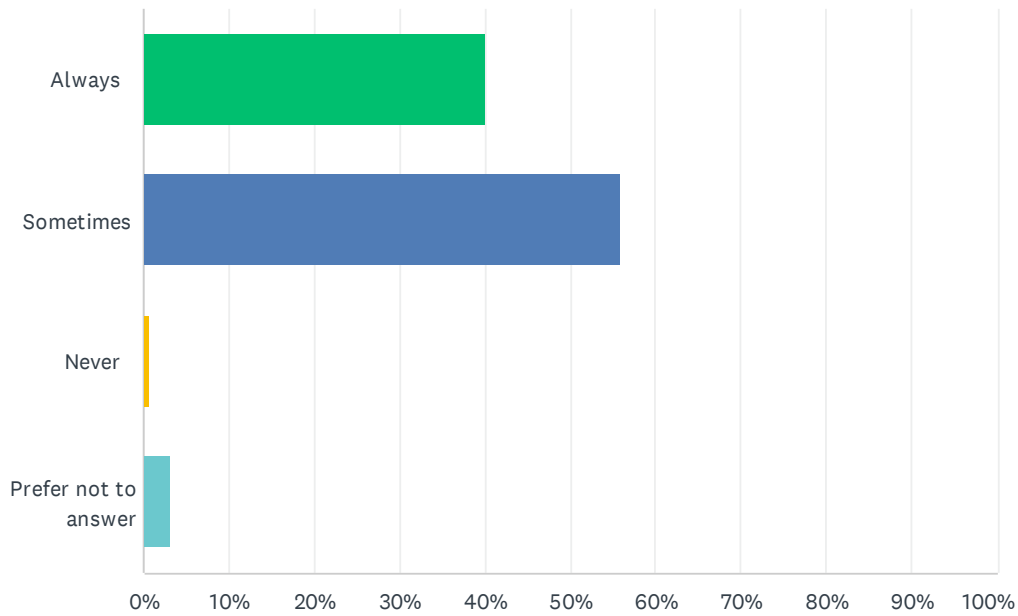


Q1 When I have a problem, I figure out a way to solve it.

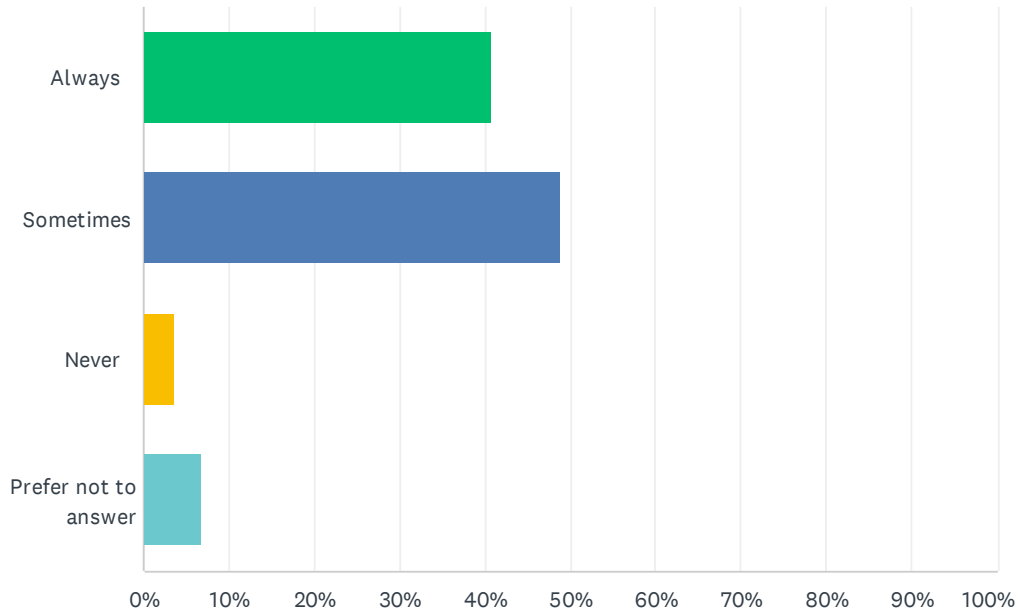
Answered: 823 Skipped: 10



ANSWER CHOICES	RESPONSES	
Always	40.10%	330
Sometimes	55.89%	460
Never	0.73%	6
Prefer not to answer	3.28%	27
TOTAL		823

Q2 I know how to calm down when I get upset.

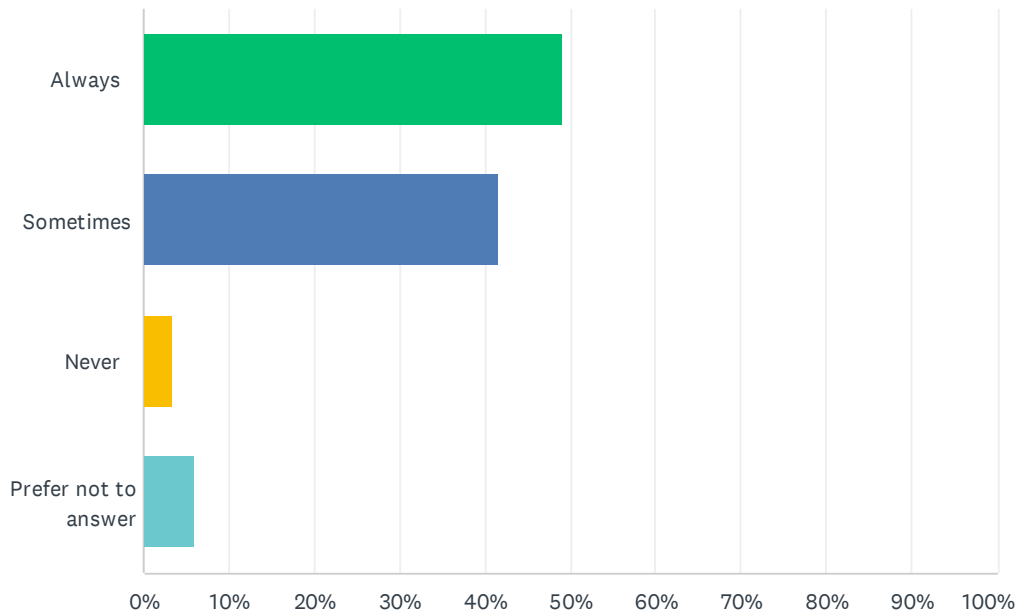
Answered: 826 Skipped: 7



ANSWER CHOICES	RESPONSES	
Always	40.68%	336
Sometimes	48.79%	403
Never	3.63%	30
Prefer not to answer	6.90%	57
TOTAL		826

Q3 When someone disagrees with me, I try to understand their opinion.

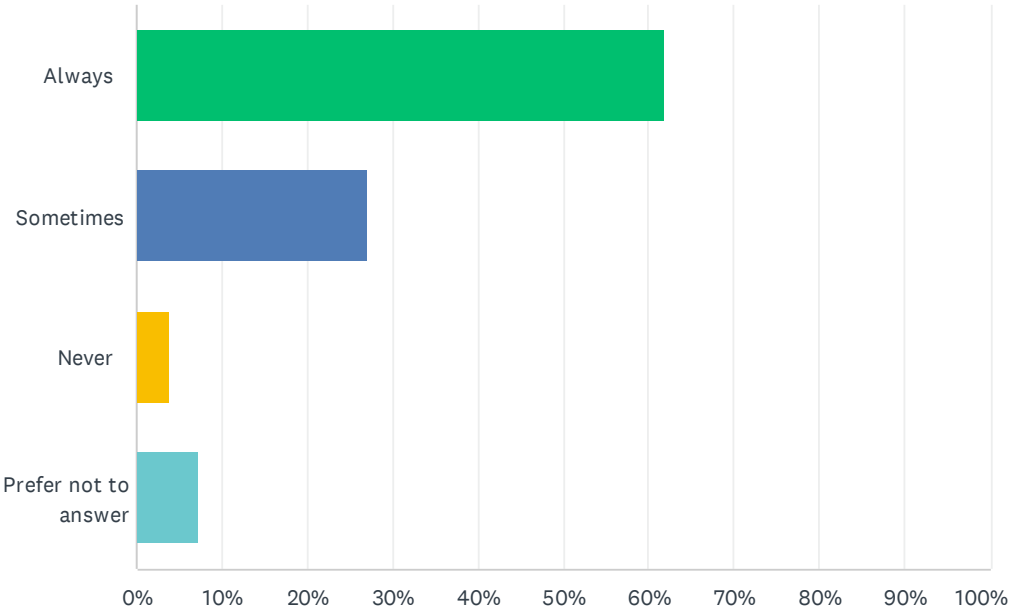
Answered: 823 Skipped: 10



ANSWER CHOICES	RESPONSES	
Always	48.97%	403
Sometimes	41.68%	343
Never	3.40%	28
Prefer not to answer	5.95%	49
TOTAL		823

Q4 I feel like I belong at my school.

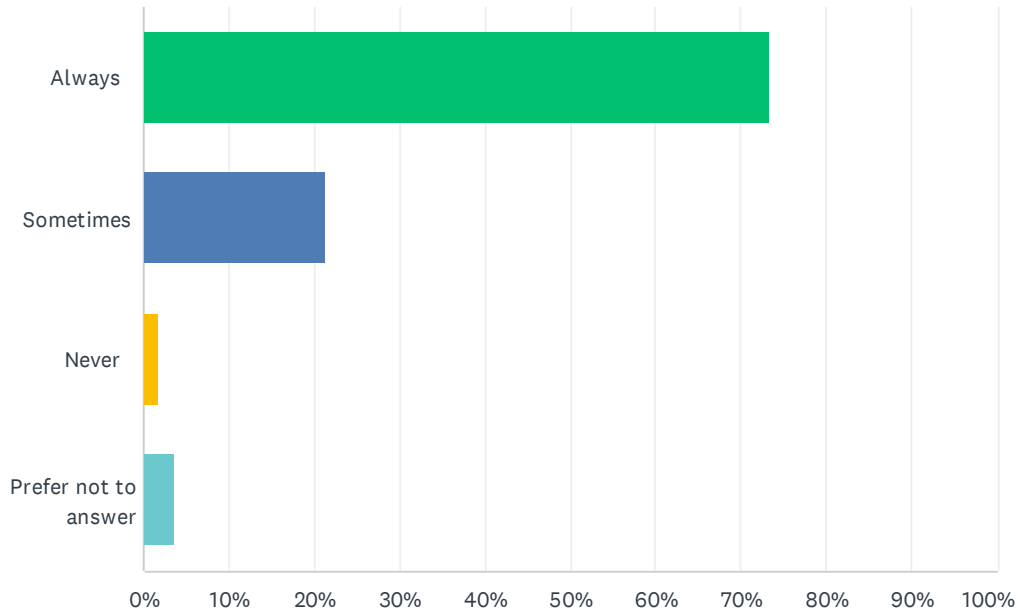
Answered: 821 Skipped: 12



ANSWER CHOICES	RESPONSES	
Always	61.75%	507
Sometimes	27.16%	223
Never	3.90%	32
Prefer not to answer	7.19%	59
TOTAL		821

Q5 I feel safe at my school.

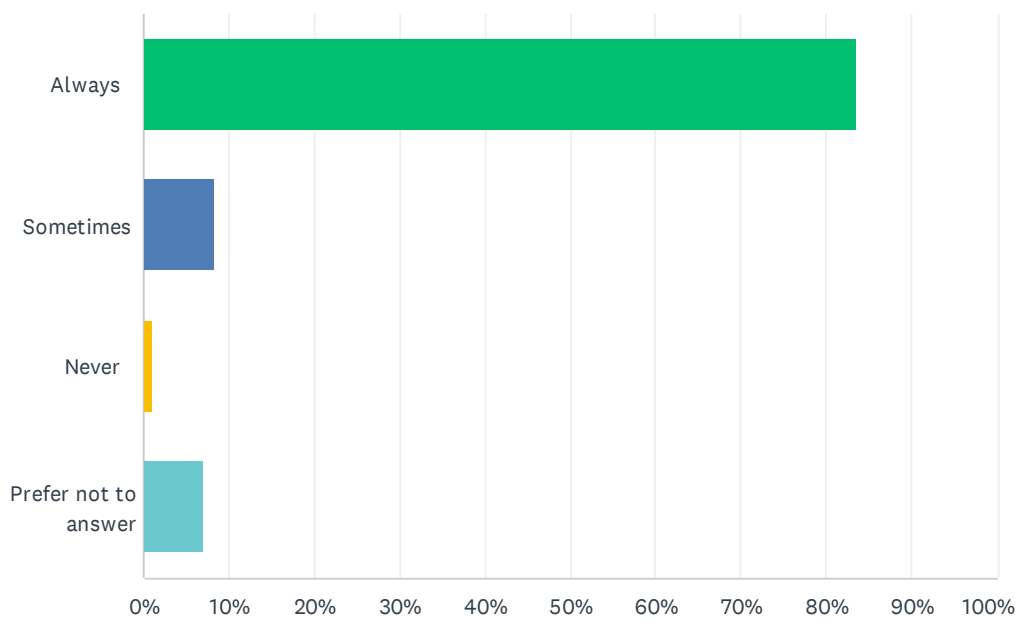
Answered: 826 Skipped: 7



ANSWER CHOICES	RESPONSES	
Always	73.37%	606
Sometimes	21.31%	176
Never	1.69%	14
Prefer not to answer	3.63%	30
TOTAL		826

Q6 My teachers care about me as a person.

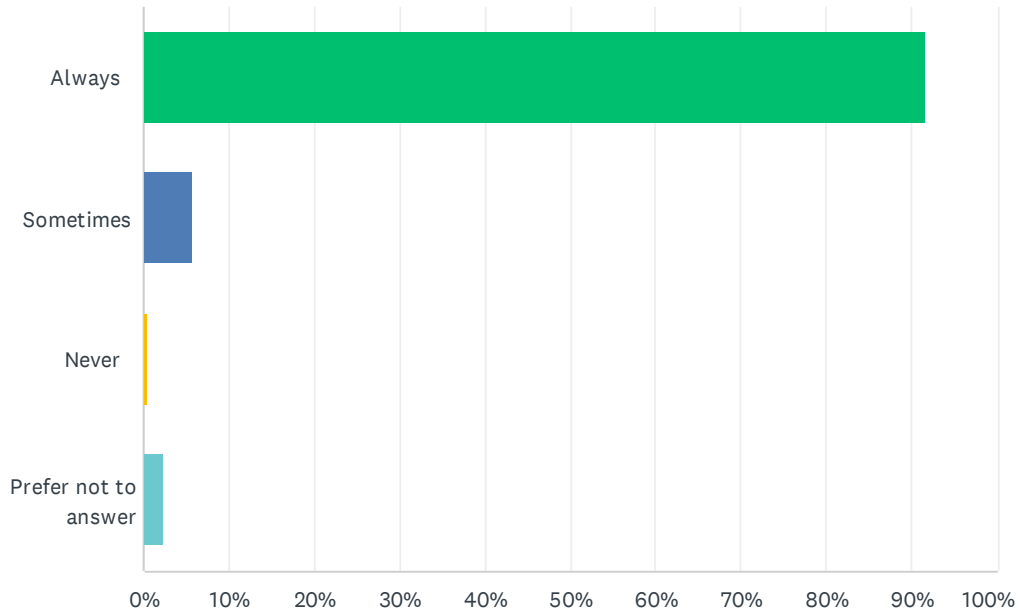
Answered: 823 Skipped: 10



ANSWER CHOICES	RESPONSES	
Always	83.60%	688
Sometimes	8.26%	68
Never	1.09%	9
Prefer not to answer	7.05%	58
TOTAL		823

Q7 My teachers care about my learning.

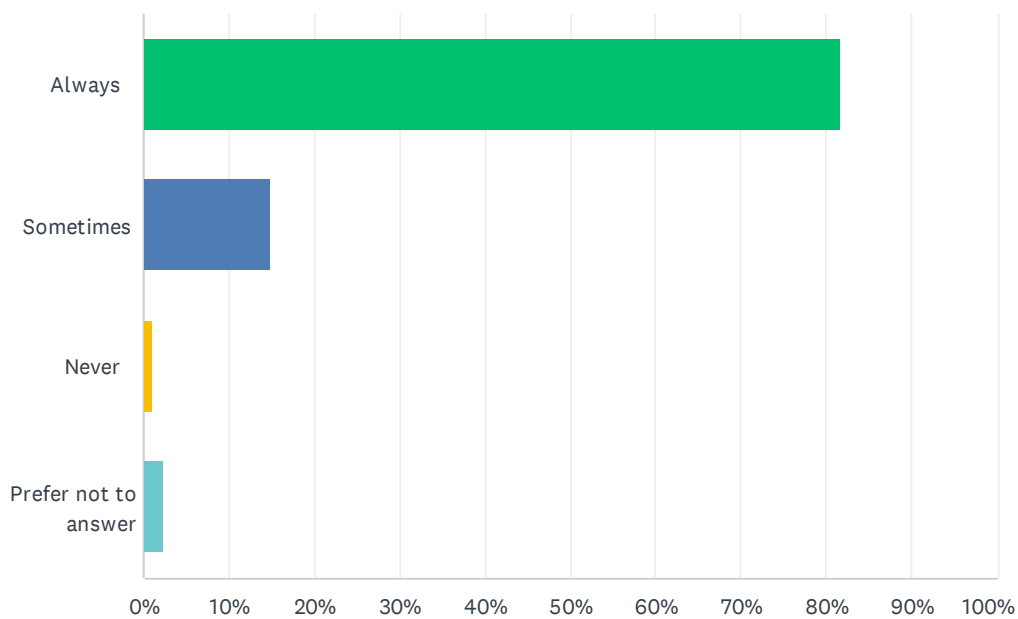
Answered: 823 Skipped: 10



ANSWER CHOICES	RESPONSES	
Always	91.62%	754
Sometimes	5.71%	47
Never	0.36%	3
Prefer not to answer	2.31%	19
TOTAL		823

Q8 My teachers encourage me to work hard.

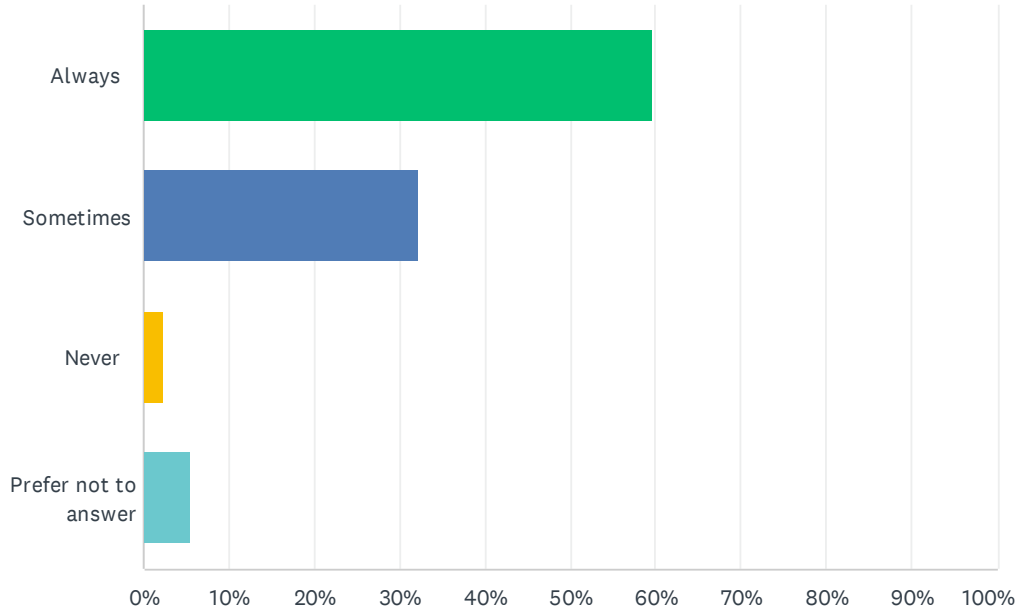
Answered: 825 Skipped: 8



ANSWER CHOICES	RESPONSES	
Always	81.58%	673
Sometimes	15.03%	124
Never	0.97%	8
Prefer not to answer	2.42%	20
TOTAL		825

Q9 My teachers encourage me to ask questions and participate in discussions.

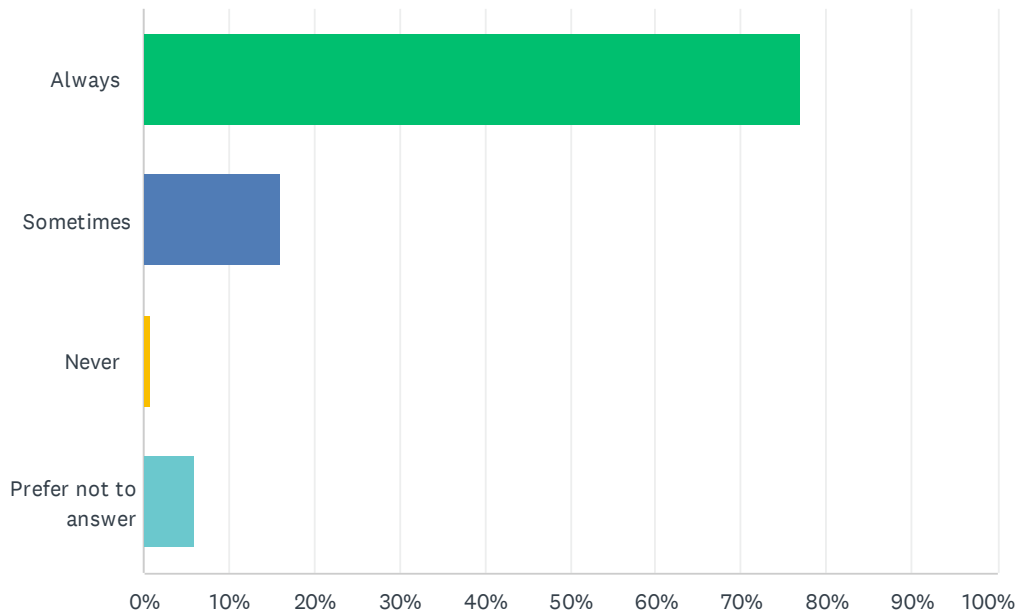
Answered: 821 Skipped: 12



ANSWER CHOICES	RESPONSES	
Always	59.81%	491
Sometimes	32.16%	264
Never	2.44%	20
Prefer not to answer	5.60%	46
TOTAL		821

Q10 My teachers treat students fairly.

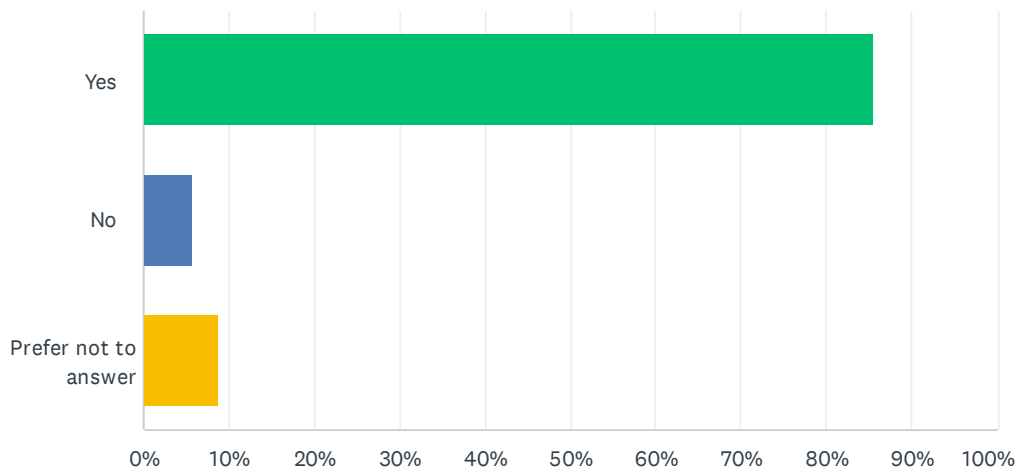
Answered: 824 Skipped: 9



ANSWER CHOICES	RESPONSES	
Always	77.06%	635
Sometimes	16.02%	132
Never	0.85%	7
Prefer not to answer	6.07%	50
TOTAL		824

Q11 There is at least one adult in my school who I trust and can go to for help.

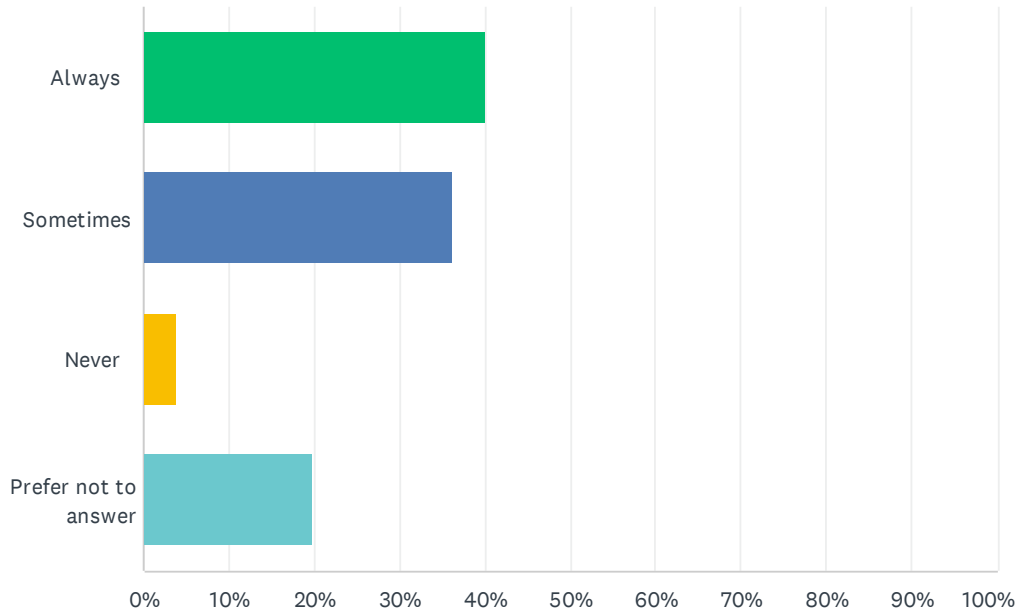
Answered: 822 Skipped: 11



ANSWER CHOICES	RESPONSES	
Yes	85.40%	702
No	5.84%	48
Prefer not to answer	8.76%	72
TOTAL		822

Q12 At my school, there are chances to talk about similarities and differences, for example race, gender, and abilities.

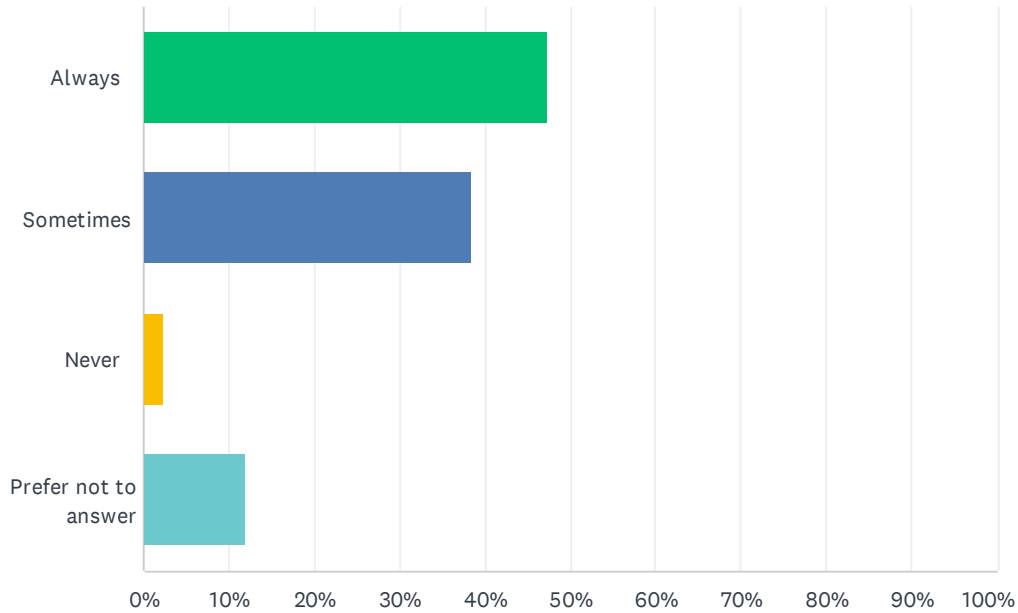
Answered: 820 Skipped: 13



ANSWER CHOICES	RESPONSES	
Always	40.00%	328
Sometimes	36.22%	297
Never	3.90%	32
Prefer not to answer	19.88%	163
TOTAL		820

Q13 I see people of many races, cultures, and backgrounds represented in my classwork.

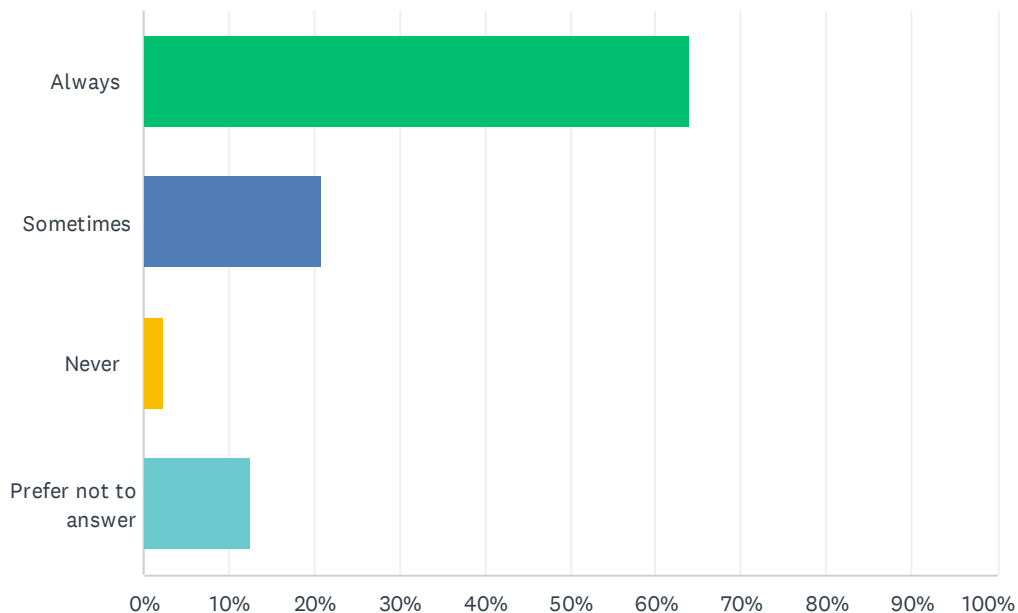
Answered: 819 Skipped: 14



ANSWER CHOICES	RESPONSES	
Always	47.25%	387
Sometimes	38.46%	315
Never	2.44%	20
Prefer not to answer	11.84%	97
TOTAL		819

Q14 My teachers present positive images of people from a variety of races, cultures, and backgrounds.

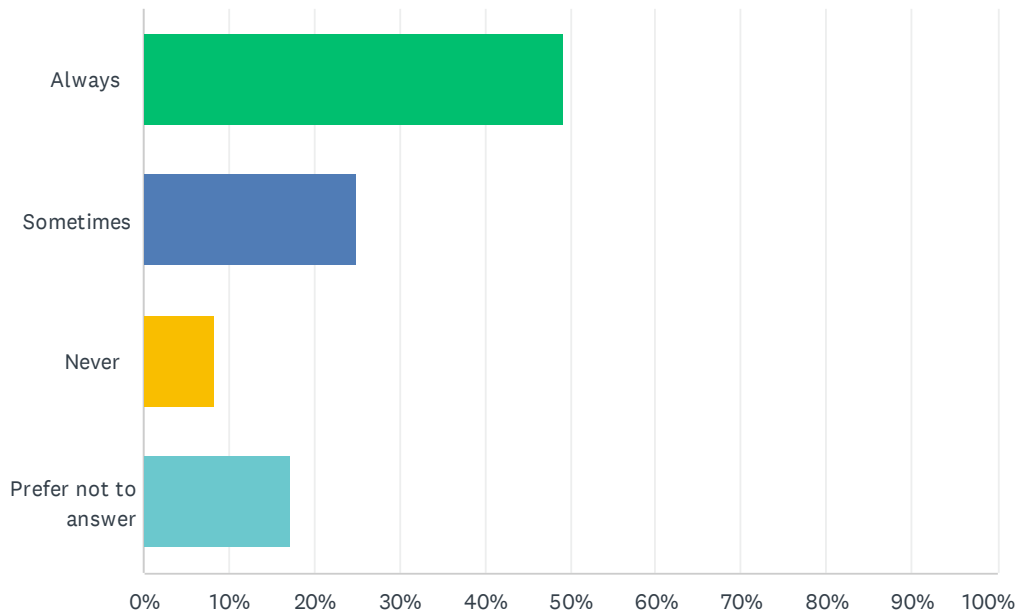
Answered: 821 Skipped: 12



ANSWER CHOICES	RESPONSES	
Always	64.07%	526
Sometimes	20.95%	172
Never	2.31%	19
Prefer not to answer	12.67%	104
TOTAL		821

Q15 My teachers present positive images of people who look like me.

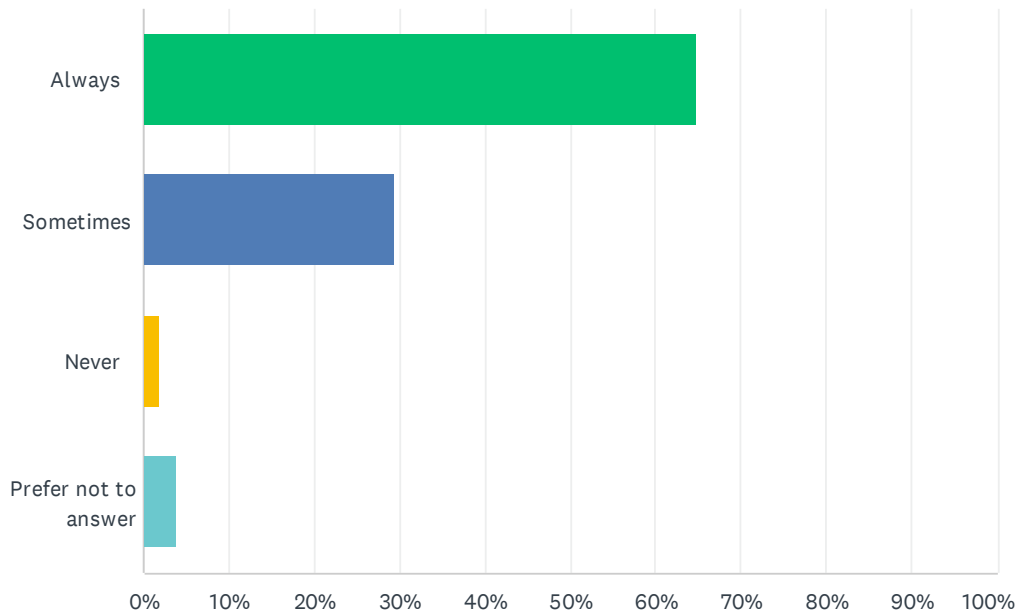
Answered: 820 Skipped: 13



ANSWER CHOICES	RESPONSES	
Always	49.27%	404
Sometimes	25.00%	205
Never	8.41%	69
Prefer not to answer	17.32%	142
TOTAL		820

Q16 The classroom and school rules are made clear to students.

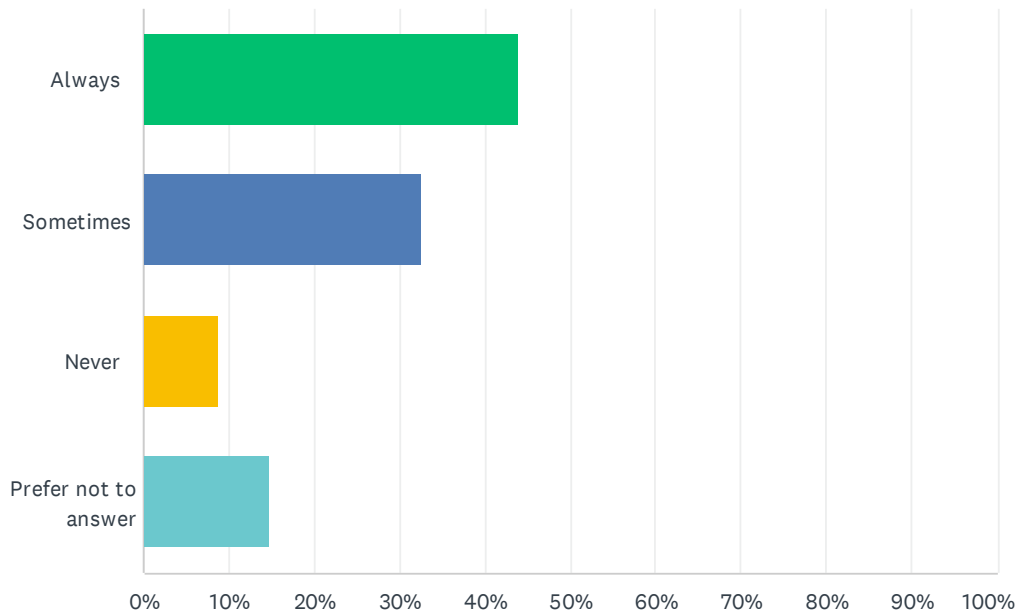
Answered: 823 Skipped: 10



ANSWER CHOICES	RESPONSES	
Always	64.76%	533
Sometimes	29.53%	243
Never	1.82%	15
Prefer not to answer	3.89%	32
TOTAL		823

Q17 Students are treated fairly when they break the rules.

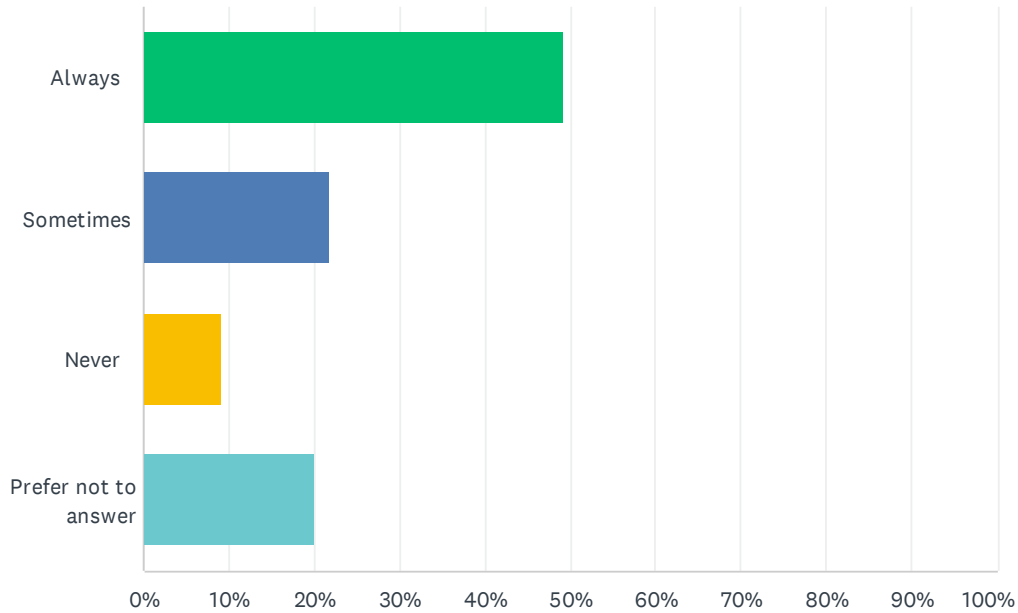
Answered: 827 Skipped: 6



ANSWER CHOICES	RESPONSES	
Always	44.01%	364
Sometimes	32.53%	269
Never	8.71%	72
Prefer not to answer	14.75%	122
TOTAL		827

Q18 If I have a problem or concern about race, culture or gender, I know where to go for help.

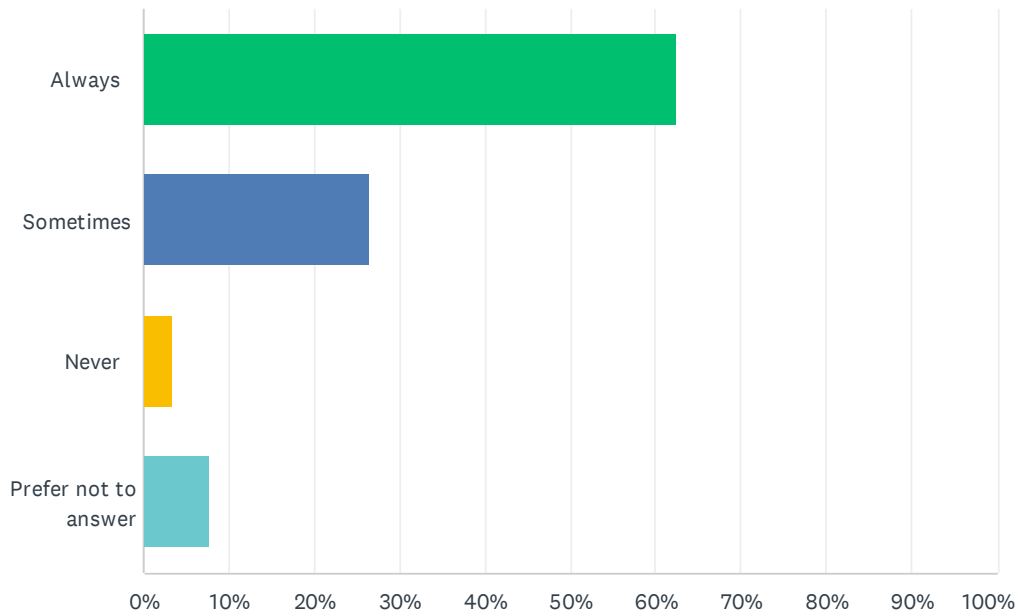
Answered: 824 Skipped: 9



ANSWER CHOICES	RESPONSES	
Always	49.15%	405
Sometimes	21.72%	179
Never	9.10%	75
Prefer not to answer	20.02%	165
TOTAL		824

Q19 My school teaches me how to speak-up for the rights of others.

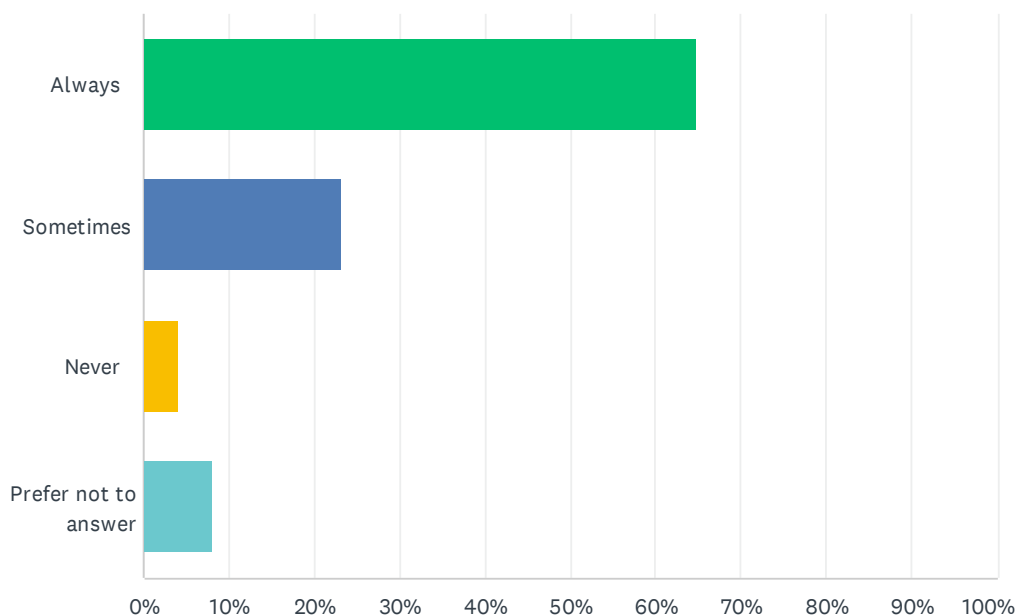
Answered: 823 Skipped: 10



ANSWER CHOICES	RESPONSES	
Always	62.45%	514
Sometimes	26.49%	218
Never	3.40%	28
Prefer not to answer	7.65%	63
TOTAL		823

Q20 My school teaches me how to speak-up for my own rights.

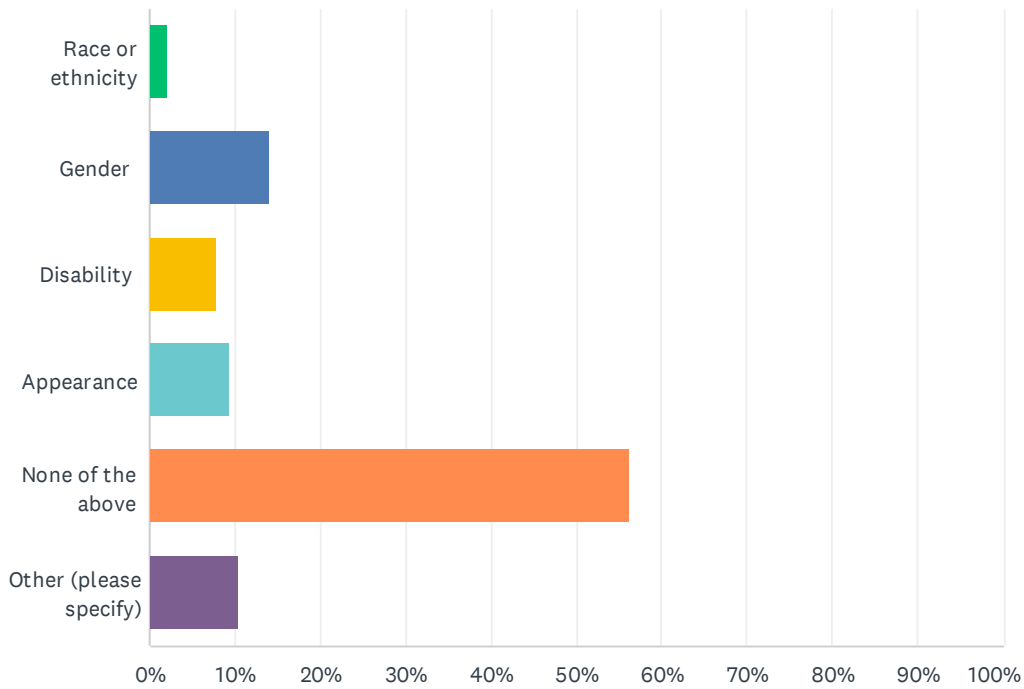
Answered: 822 Skipped: 11



ANSWER CHOICES	RESPONSES	
Always	64.72%	532
Sometimes	23.24%	191
Never	4.01%	33
Prefer not to answer	8.03%	66
TOTAL		822

Q21 Please go to question 22

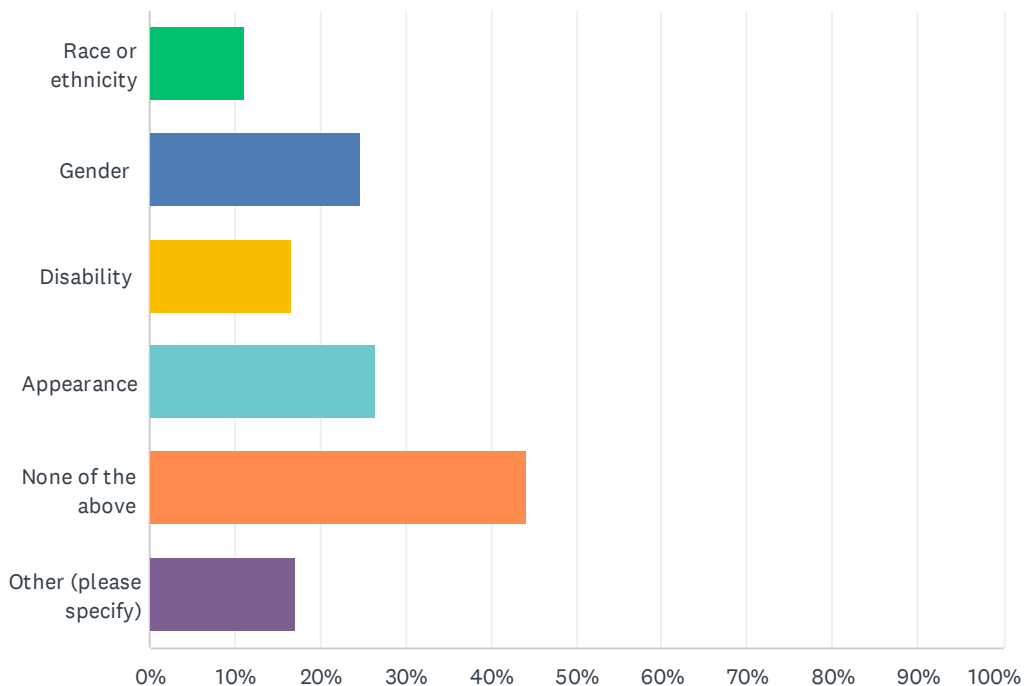
Answered: 192 Skipped: 641



ANSWER CHOICES	RESPONSES	
Race or ethnicity	2.08%	4
Gender	14.06%	27
Disability	7.81%	15
Appearance	9.38%	18
None of the above	56.25%	108
Other (please specify)	10.42%	20
TOTAL		192

Q22 At my school, I have seen people being unkind to other students because of their...(check all that apply)

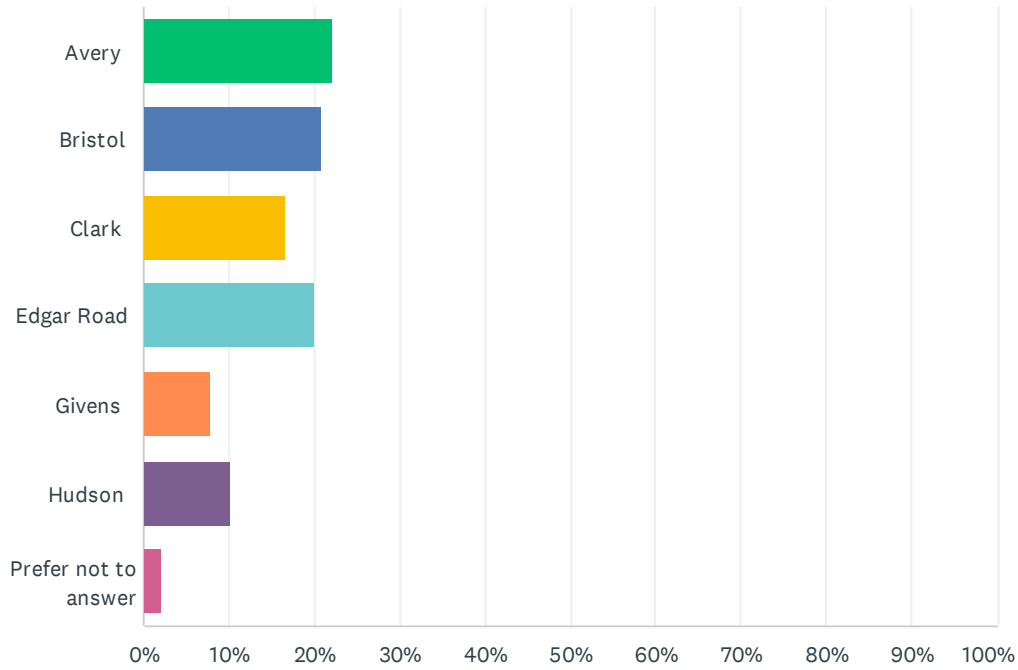
Answered: 788 Skipped: 45



ANSWER CHOICES	RESPONSES	
Race or ethnicity	11.17%	88
Gender	24.75%	195
Disability	16.62%	131
Appearance	26.52%	209
None of the above	44.04%	347
Other (please specify)	17.01%	134
Total Respondents: 788		

Q23 What school do you currently attend?

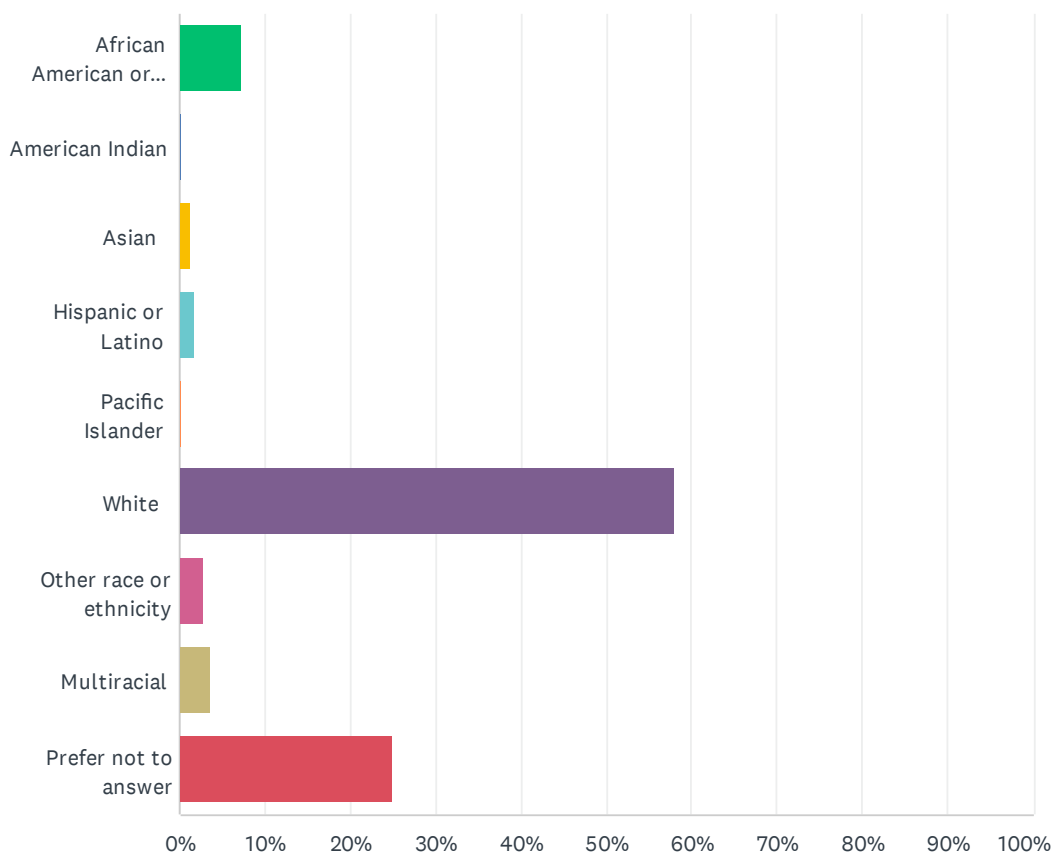
Answered: 827 Skipped: 6



ANSWER CHOICES	RESPONSES	
Avery	22.13%	183
Bristol	20.92%	173
Clark	16.69%	138
Edgar Road	20.07%	166
Givens	7.86%	65
Hudson	10.16%	84
Prefer not to answer	2.18%	18
TOTAL		827

Q24 What is your race or ethnicity (check all that apply)?

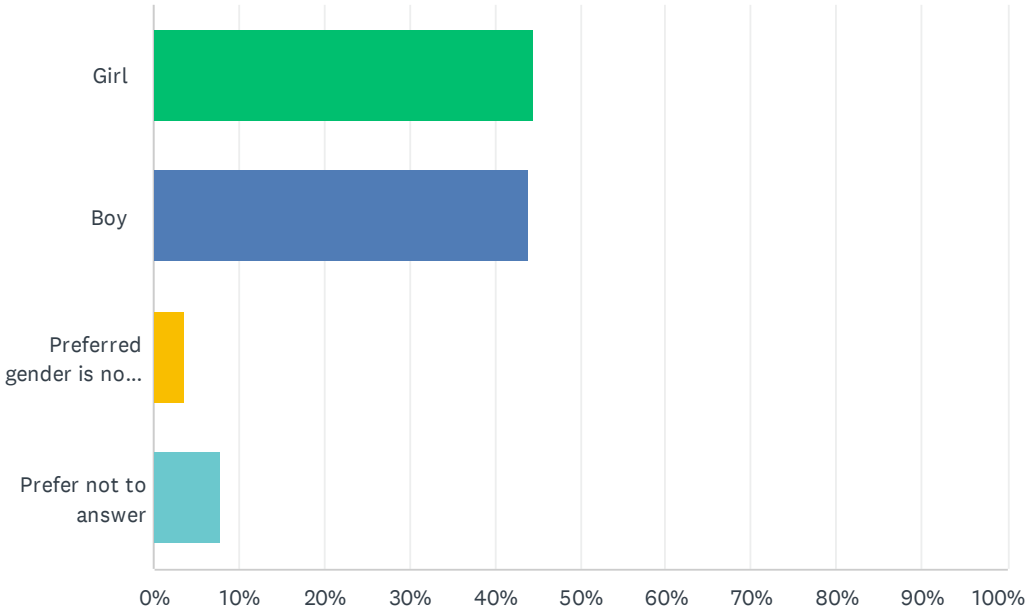
Answered: 816 Skipped: 17



ANSWER CHOICES	RESPONSES	
African American or Black	7.35%	60
American Indian	0.25%	2
Asian	1.35%	11
Hispanic or Latino	1.72%	14
Pacific Islander	0.12%	1
White	58.09%	474
Other race or ethnicity	2.70%	22
Multiracial	3.55%	29
Prefer not to answer	24.88%	203
TOTAL		816

Q25 What is your gender?

Answered: 825 Skipped: 8



ANSWER CHOICES	RESPONSES	
Girl	44.61%	368
Boy	43.88%	362
Preferred gender is not listed	3.64%	30
Prefer not to answer	7.88%	65
TOTAL		825