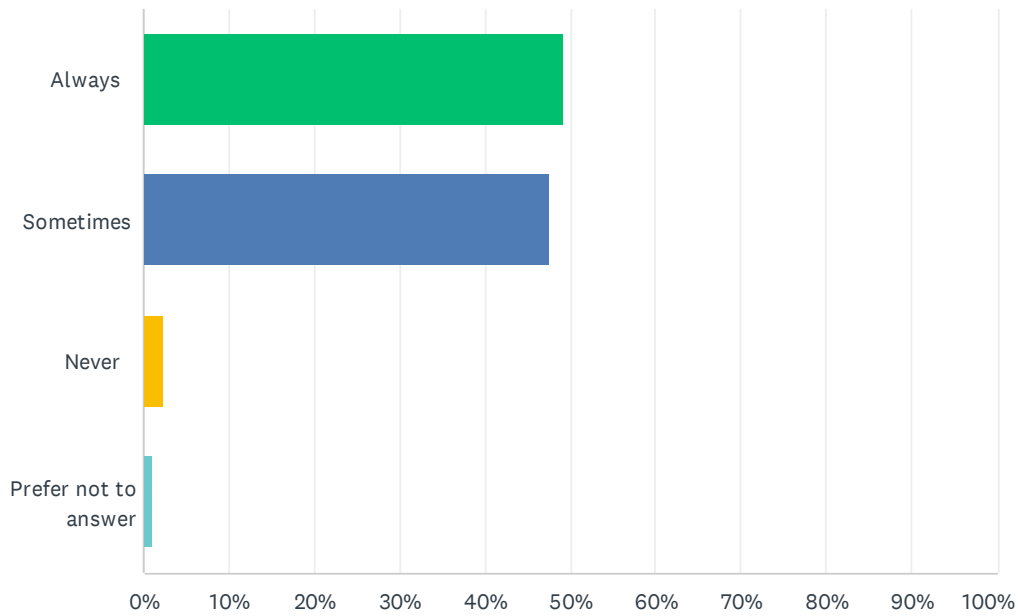


Q1 In most of my classes, I complete my homework on time.

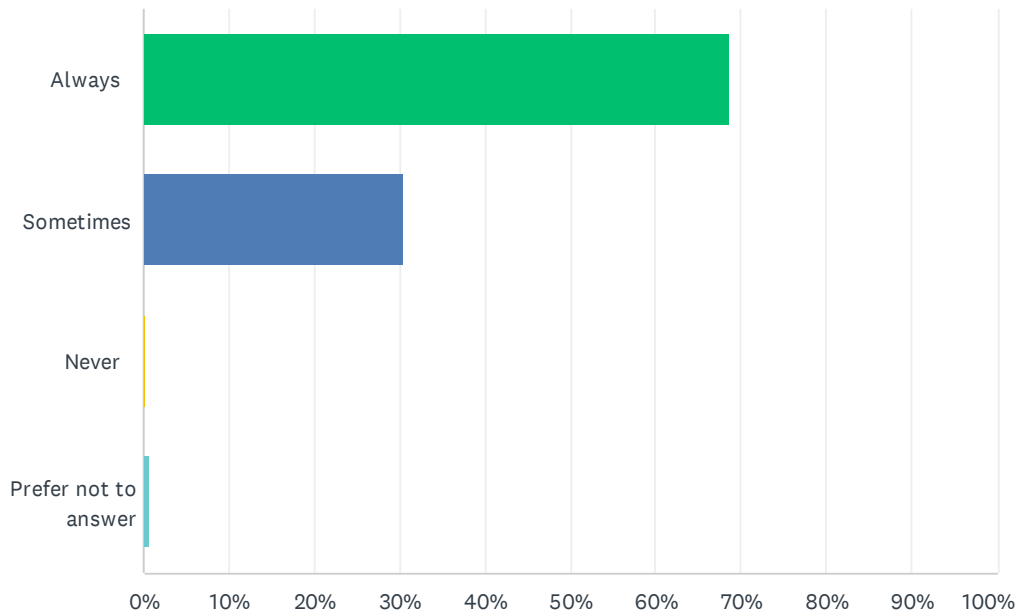
Answered: 579 Skipped: 0



ANSWER CHOICES	RESPONSES	
Always	49.22%	285
Sometimes	47.50%	275
Never	2.25%	13
Prefer not to answer	1.04%	6
TOTAL		579

Q2 In most of my classes, I come to class prepared.

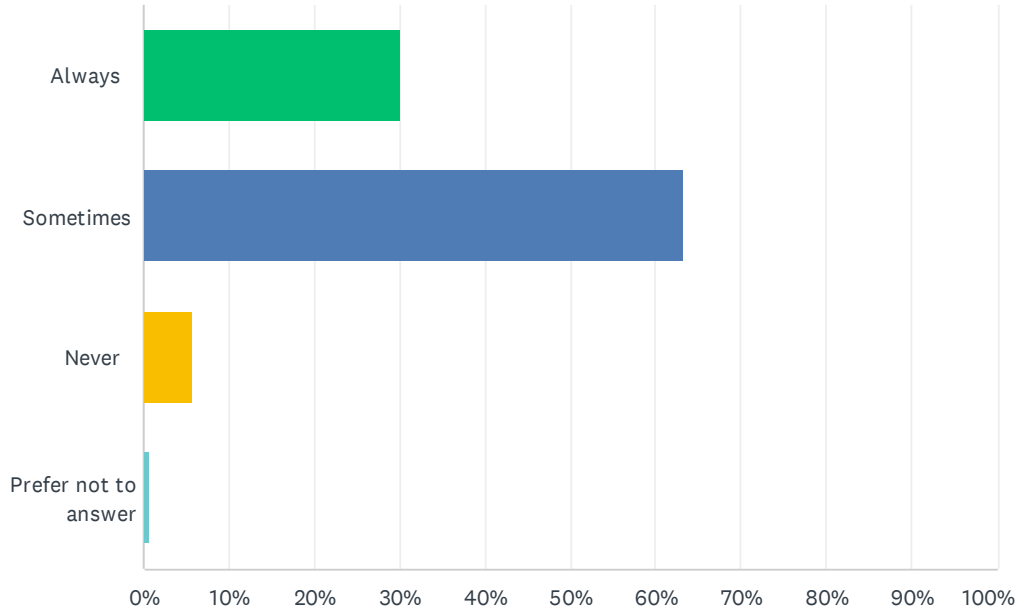
Answered: 576 Skipped: 3



ANSWER CHOICES	RESPONSES	
Always	68.58%	395
Sometimes	30.56%	176
Never	0.17%	1
Prefer not to answer	0.69%	4
TOTAL		576

Q3 In most of my classes, I ask questions in class, if I do not understand the class material.

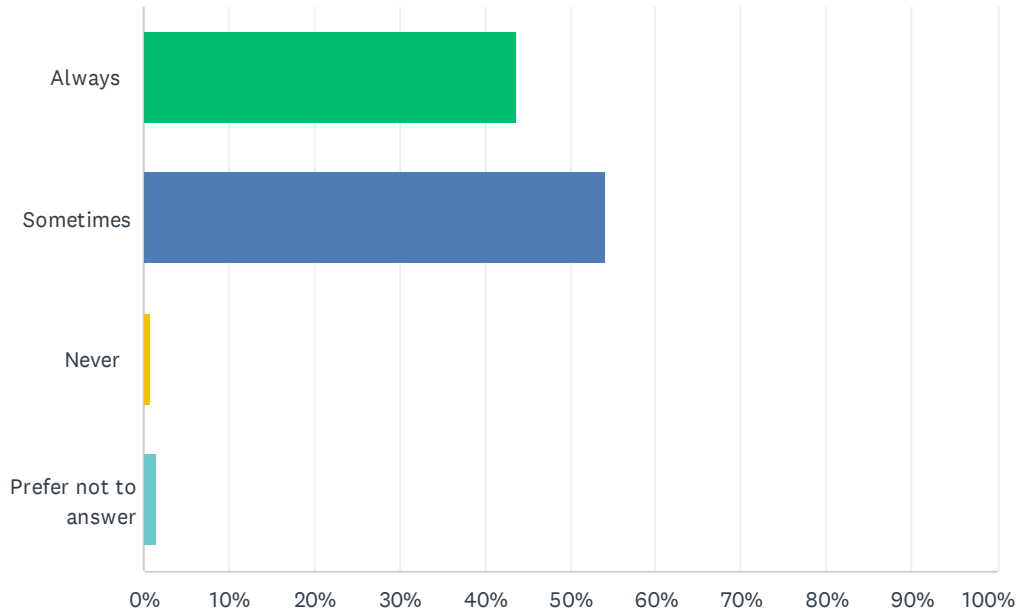
Answered: 577 Skipped: 2



ANSWER CHOICES	RESPONSES	
Always	30.16%	174
Sometimes	63.43%	366
Never	5.72%	33
Prefer not to answer	0.69%	4
TOTAL		577

Q4 In most of my classes, I participate in class.

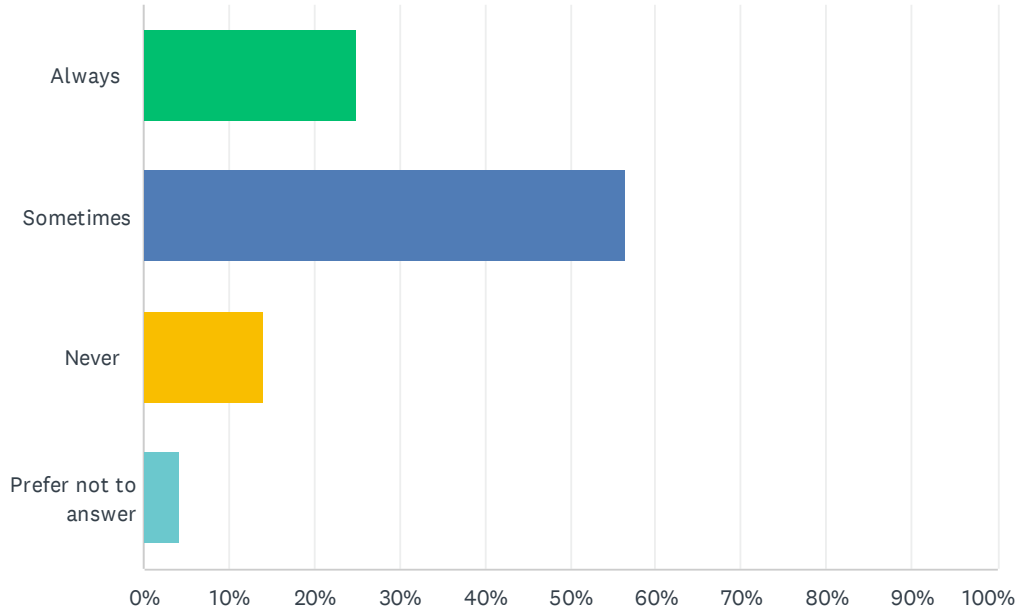
Answered: 577 Skipped: 2



ANSWER CHOICES	RESPONSES	
Always	43.67%	252
Sometimes	54.07%	312
Never	0.87%	5
Prefer not to answer	1.39%	8
TOTAL		577

Q5 When I feel stressed, I will do something healthy (like exercise, rest, or talk to someone) to reduce the tension.

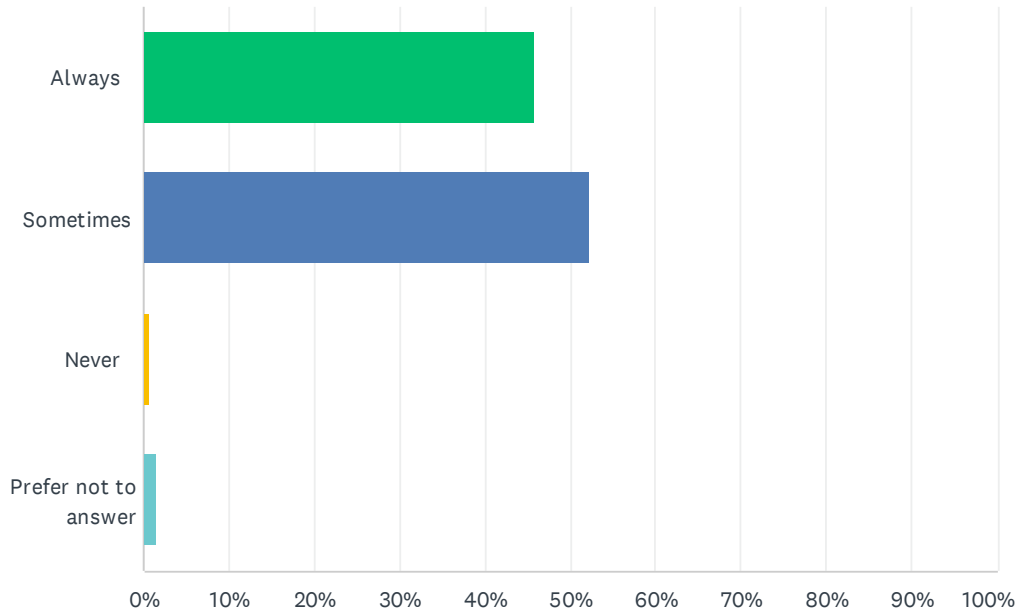
Answered: 575 Skipped: 4



ANSWER CHOICES	RESPONSES	
Always	25.04%	144
Sometimes	56.52%	325
Never	14.09%	81
Prefer not to answer	4.35%	25
TOTAL		575

Q6 When I have a problem, I figure out a way to solve it.

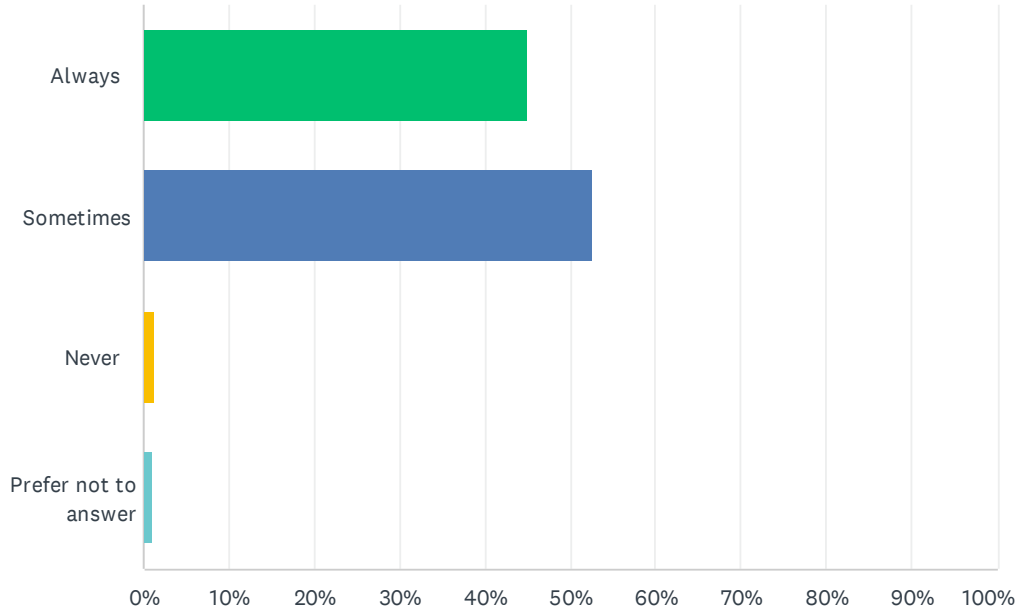
Answered: 577 Skipped: 2



ANSWER CHOICES	RESPONSES	
Always	45.75%	264
Sometimes	52.17%	301
Never	0.69%	4
Prefer not to answer	1.39%	8
TOTAL		577

Q7 When someone disagrees with me, I try to understand their perspective.

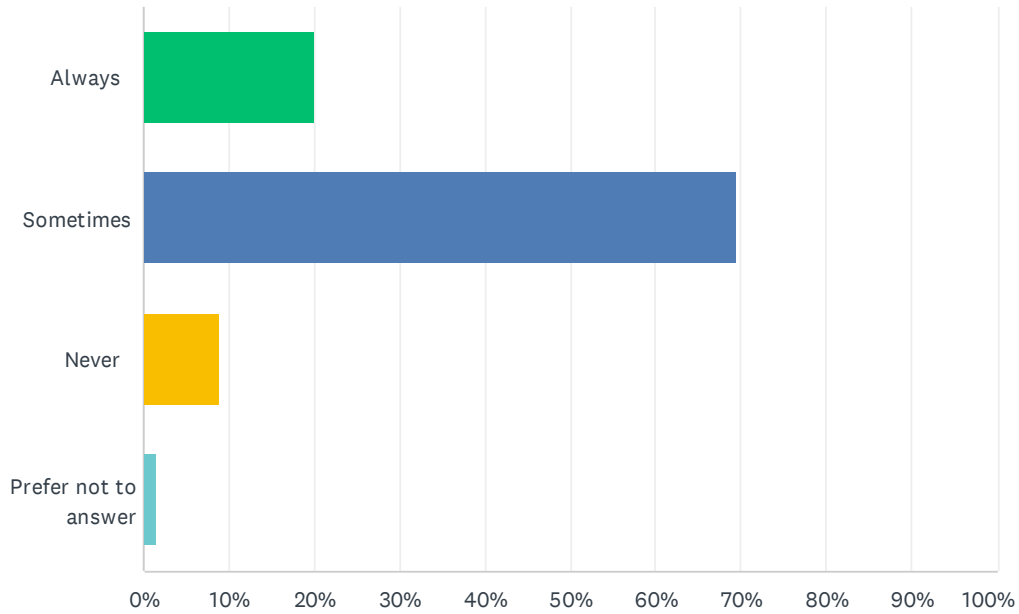
Answered: 578 Skipped: 1



ANSWER CHOICES	RESPONSES	
Always	44.98%	260
Sometimes	52.60%	304
Never	1.38%	8
Prefer not to answer	1.04%	6
TOTAL		578

Q8 I effectively manage my time.

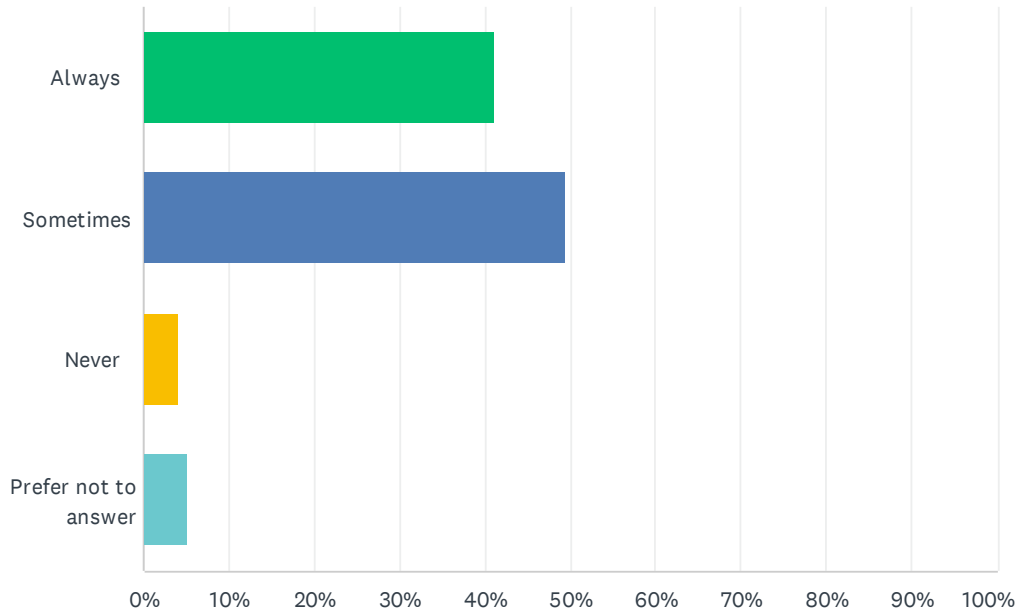
Answered: 576 Skipped: 3



ANSWER CHOICES	RESPONSES	
Always	20.14%	116
Sometimes	69.44%	400
Never	8.85%	51
Prefer not to answer	1.56%	9
TOTAL		576

Q9 Most of my teachers care about me.

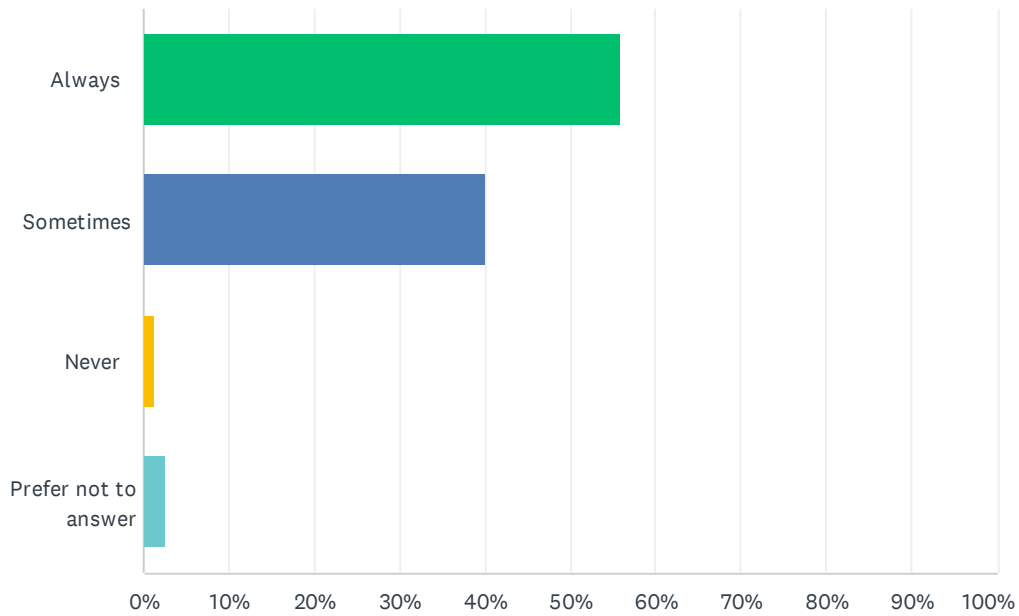
Answered: 577 Skipped: 2



ANSWER CHOICES	RESPONSES	
Always	41.25%	238
Sometimes	49.57%	286
Never	3.99%	23
Prefer not to answer	5.20%	30
TOTAL		577

Q10 Most of my teachers care about my learning.

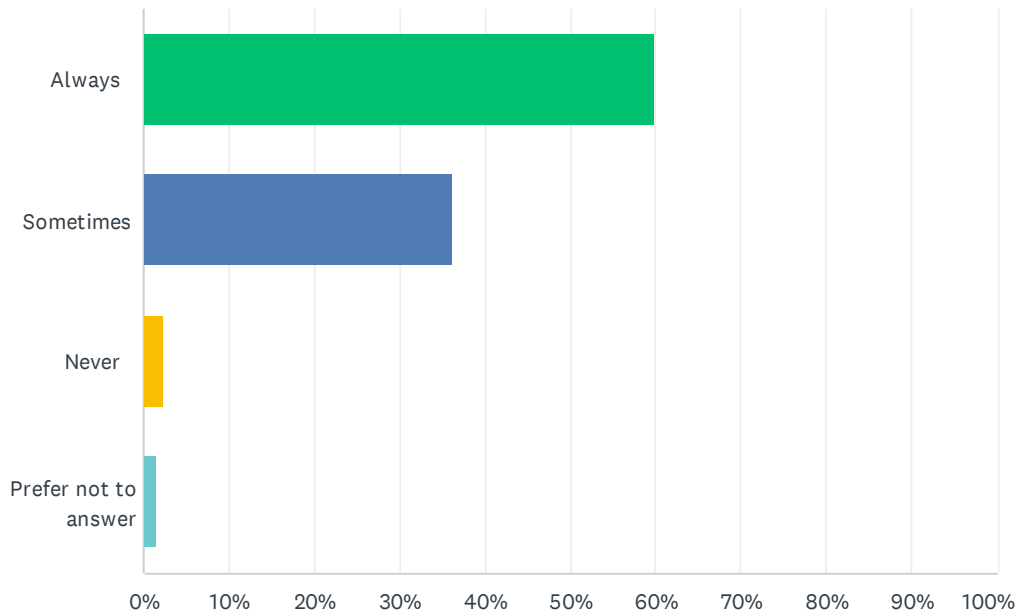
Answered: 578 Skipped: 1



ANSWER CHOICES	RESPONSES	
Always	55.88%	323
Sometimes	40.14%	232
Never	1.38%	8
Prefer not to answer	2.60%	15
TOTAL		578

Q11 Most of my teachers encourage me to work hard.

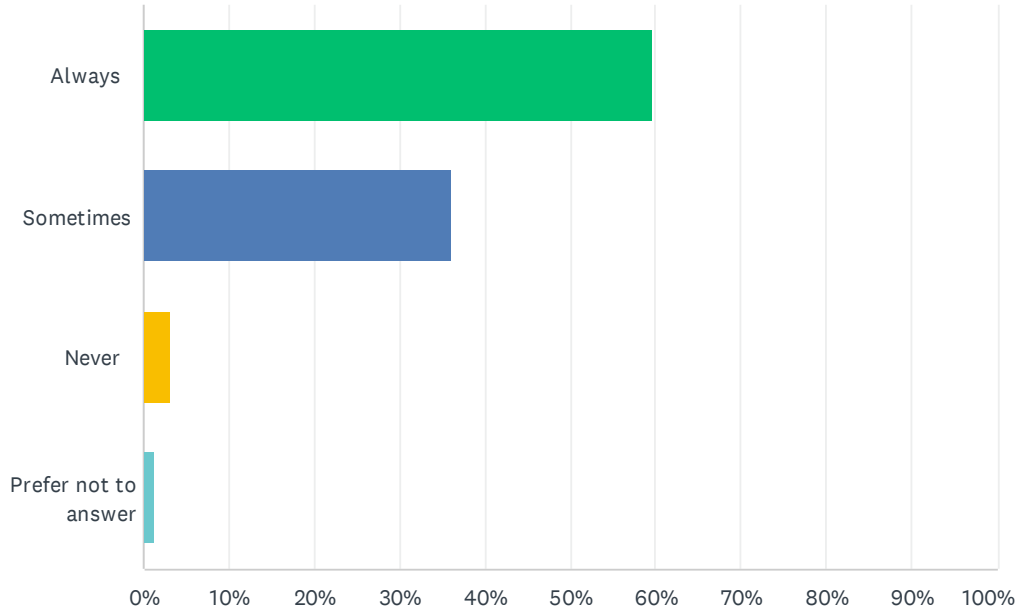
Answered: 577 Skipped: 2



ANSWER CHOICES	RESPONSES	
Always	59.97%	346
Sometimes	36.22%	209
Never	2.43%	14
Prefer not to answer	1.39%	8
TOTAL		577

Q12 Most of my teachers encourage me to ask questions and participate in discussions.

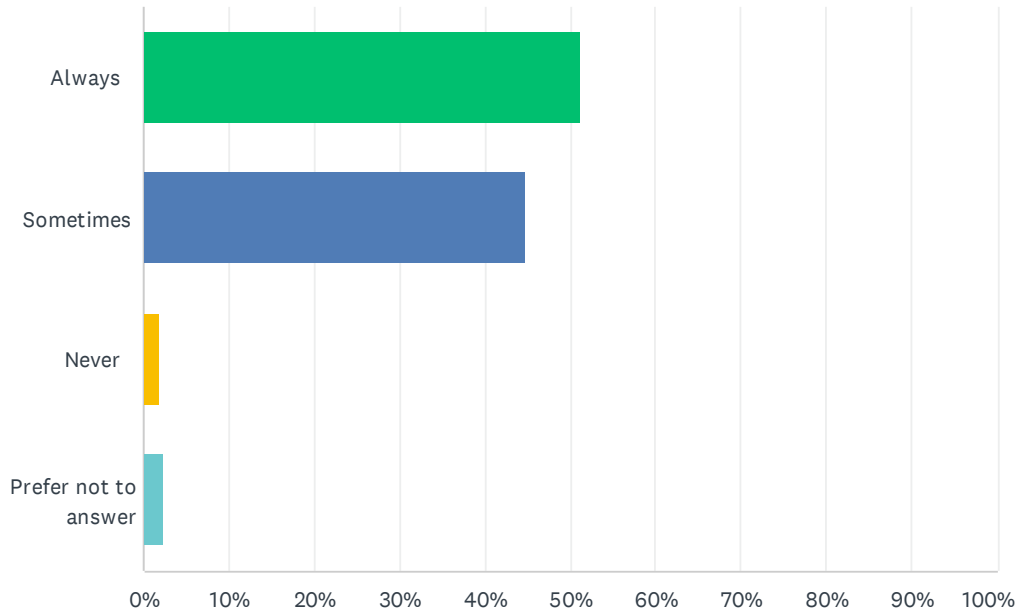
Answered: 577 Skipped: 2



ANSWER CHOICES	RESPONSES	
Always	59.62%	344
Sometimes	36.05%	208
Never	3.12%	18
Prefer not to answer	1.21%	7
TOTAL		577

Q13 Most of my teachers treat students fairly.

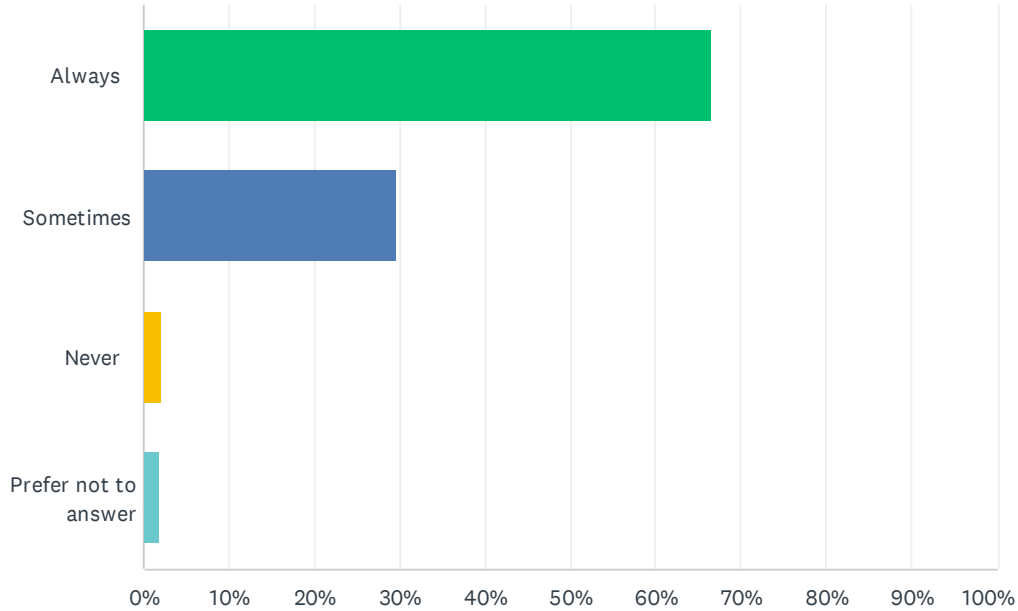
Answered: 579 Skipped: 0



ANSWER CHOICES	RESPONSES	
Always	51.12%	296
Sometimes	44.73%	259
Never	1.90%	11
Prefer not to answer	2.25%	13
TOTAL		579

Q14 At my school, I positively interact with students who are different from me.

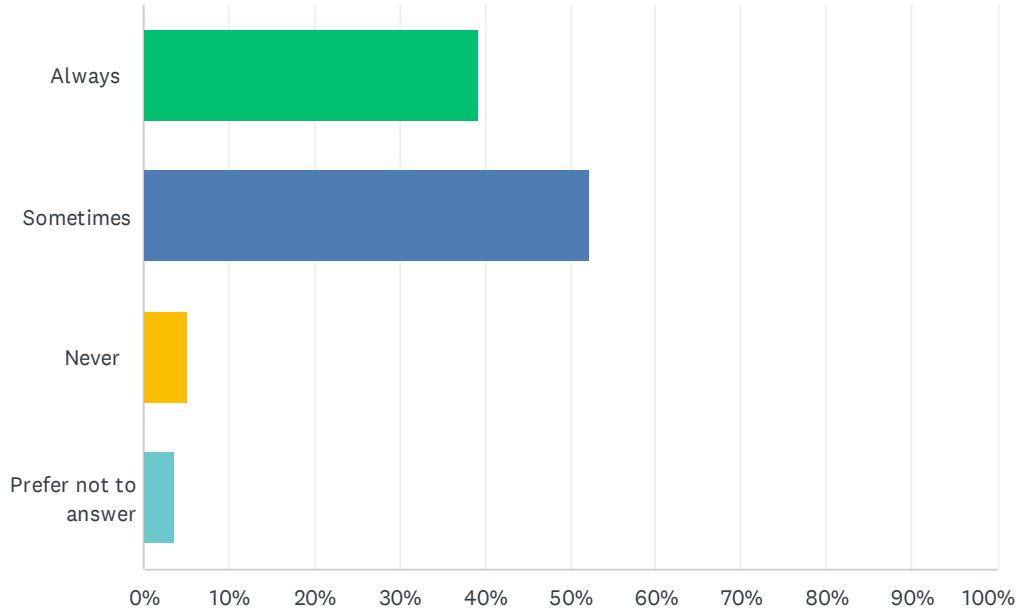
Answered: 578 Skipped: 1



ANSWER CHOICES	RESPONSES	
Always	66.44%	384
Sometimes	29.58%	171
Never	2.08%	12
Prefer not to answer	1.90%	11
TOTAL		578

Q15 At my school, there are opportunities to talk about similarities and differences, including but not limited to race, gender, and abilities.

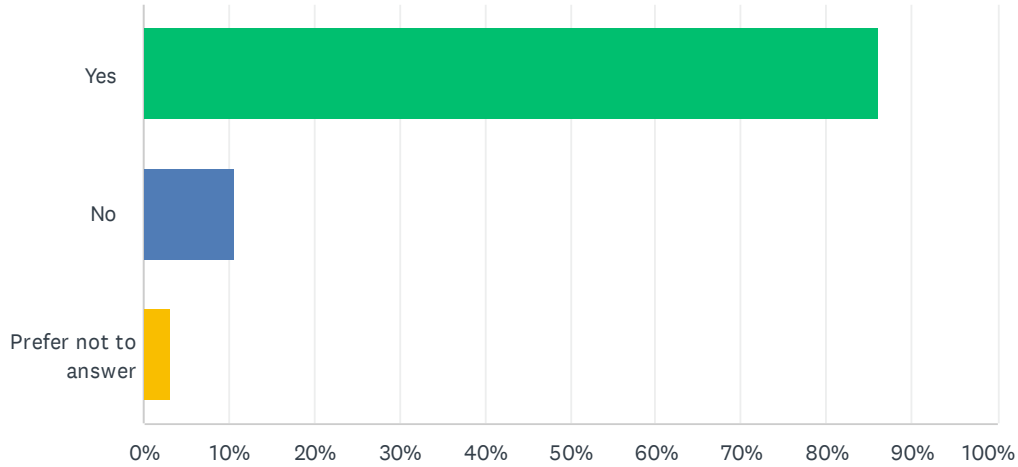
Answered: 577 Skipped: 2



ANSWER CHOICES	RESPONSES	
Always	39.17%	226
Sometimes	52.17%	301
Never	5.03%	29
Prefer not to answer	3.64%	21
TOTAL		577

Q16 There is at least one adult in my school who I can trust and can go to for advice.

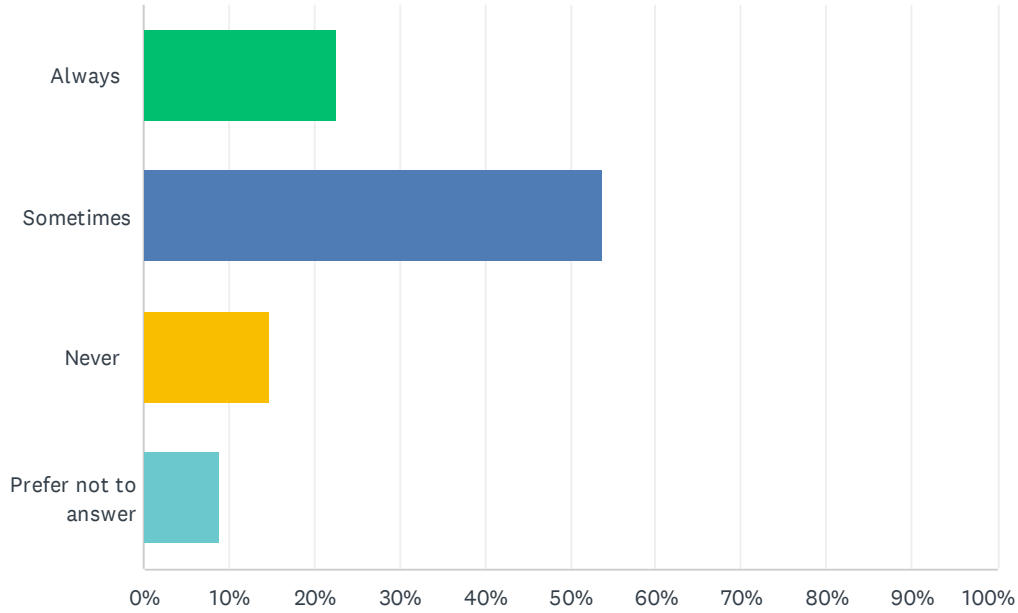
Answered: 576 Skipped: 3



ANSWER CHOICES	RESPONSES	
Yes	86.11%	496
No	10.76%	62
Prefer not to answer	3.13%	18
TOTAL		576

Q17 When there is a race-related incident, I will have an opportunity to discuss the incident in class.

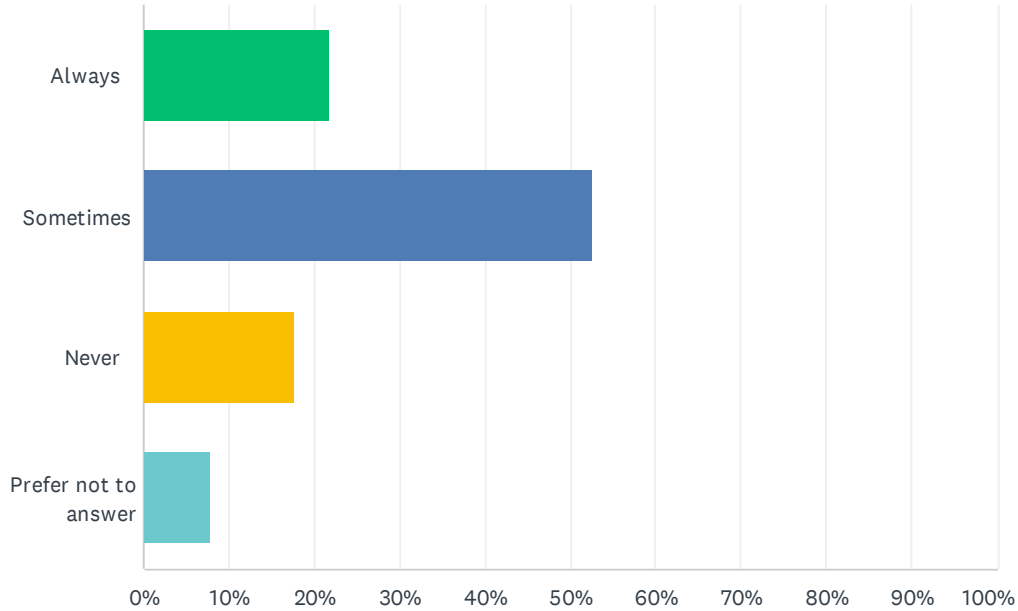
Answered: 574 Skipped: 5



ANSWER CHOICES	RESPONSES	
Always	22.65%	130
Sometimes	53.66%	308
Never	14.81%	85
Prefer not to answer	8.89%	51
TOTAL		574

Q18 When there is a gender-related incident, I will have an opportunity to discuss the incident in class.

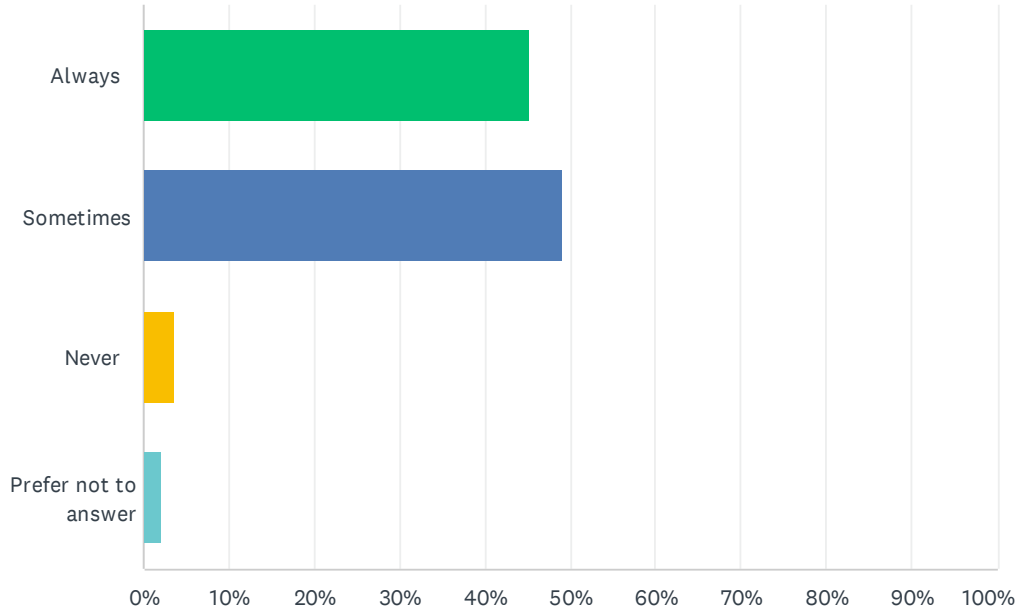
Answered: 577 Skipped: 2



ANSWER CHOICES	RESPONSES	
Always	21.84%	126
Sometimes	52.69%	304
Never	17.68%	102
Prefer not to answer	7.80%	45
TOTAL		577

Q19 I see people of many races, cultures, and backgrounds represented in my learning materials.

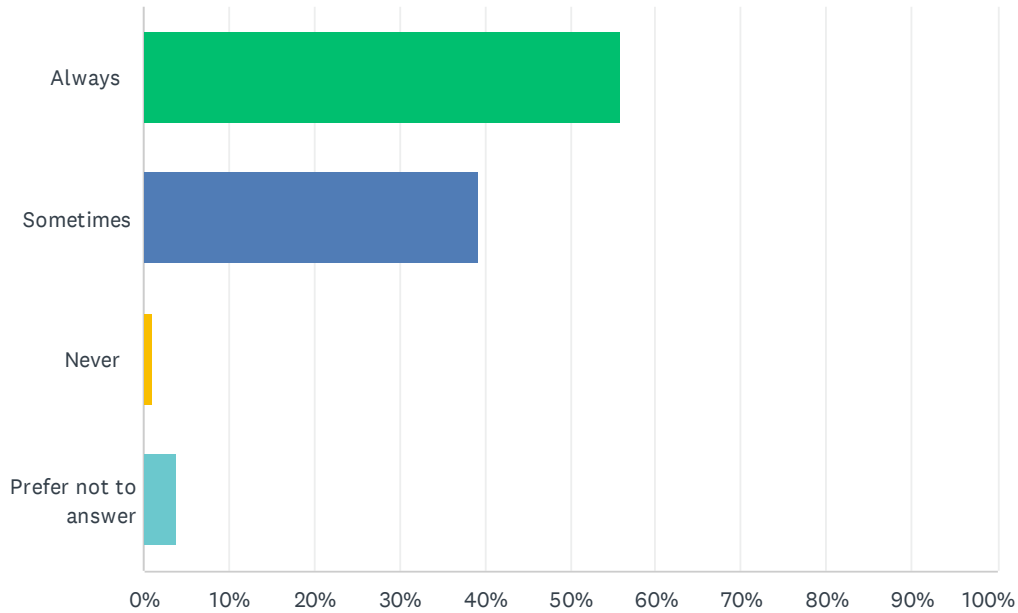
Answered: 576 Skipped: 3



ANSWER CHOICES	RESPONSES	
Always	45.14%	260
Sometimes	49.13%	283
Never	3.65%	21
Prefer not to answer	2.08%	12
TOTAL		576

Q20 My teachers present positive images of people from a variety of races, cultures, and backgrounds.

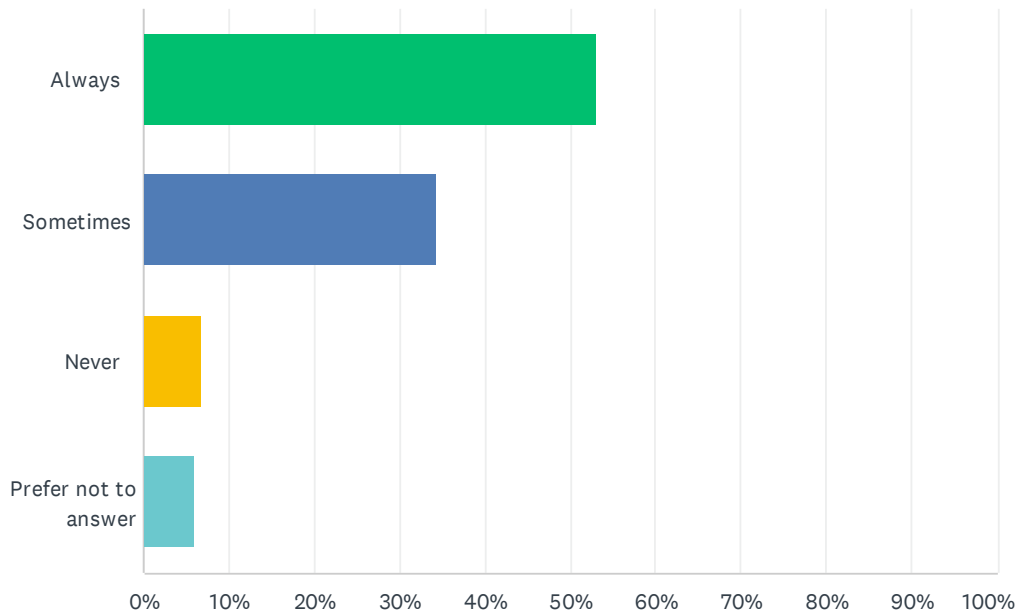
Answered: 574 Skipped: 5



ANSWER CHOICES	RESPONSES	
Always	55.92%	321
Sometimes	39.20%	225
Never	1.05%	6
Prefer not to answer	3.83%	22
TOTAL		574

Q21 My teachers present positive images of people who look like me.

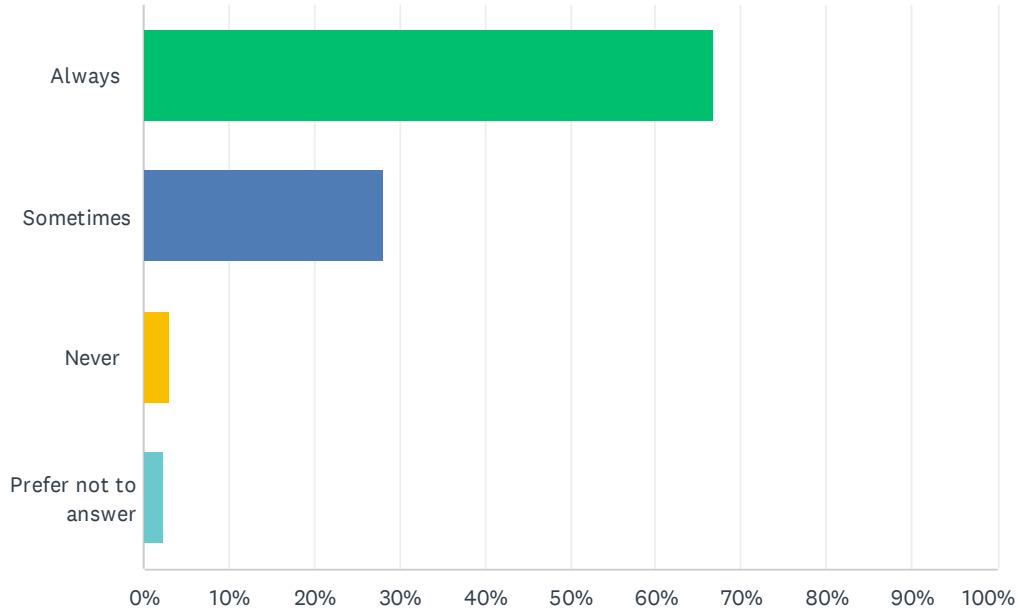
Answered: 577 Skipped: 2



ANSWER CHOICES	RESPONSES	
Always	53.03%	306
Sometimes	34.32%	198
Never	6.76%	39
Prefer not to answer	5.89%	34
TOTAL		577

Q22 I feel welcome to participate in school activities such as drama, music, sports, student government, and other student clubs/organizations.

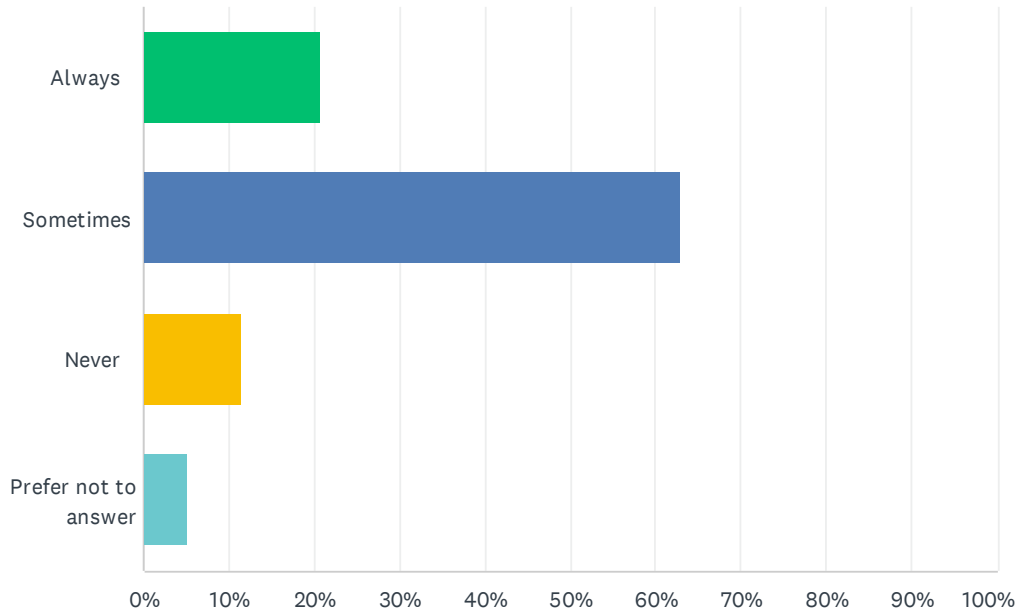
Answered: 576 Skipped: 3



ANSWER CHOICES	RESPONSES	
Always	66.67%	384
Sometimes	28.13%	162
Never	2.95%	17
Prefer not to answer	2.26%	13
TOTAL		576

Q23 Students are treated fairly when they break the rules.

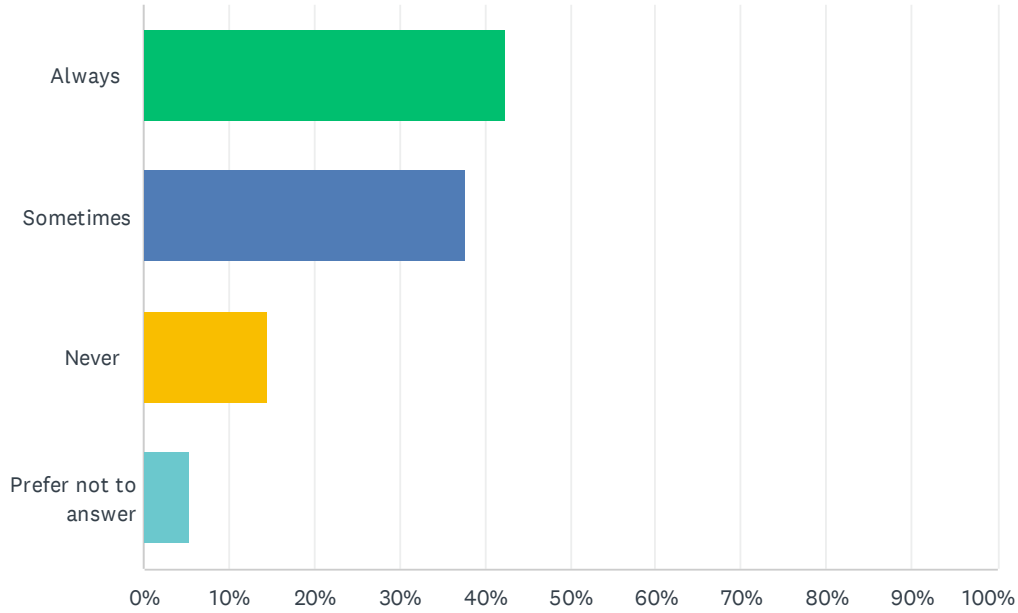
Answered: 578 Skipped: 1



ANSWER CHOICES	RESPONSES	
Always	20.59%	119
Sometimes	62.80%	363
Never	11.59%	67
Prefer not to answer	5.02%	29
TOTAL		578

Q24 If I have a problem or concern about race, culture, gender, or homophobic harassment, I know where to go for help.

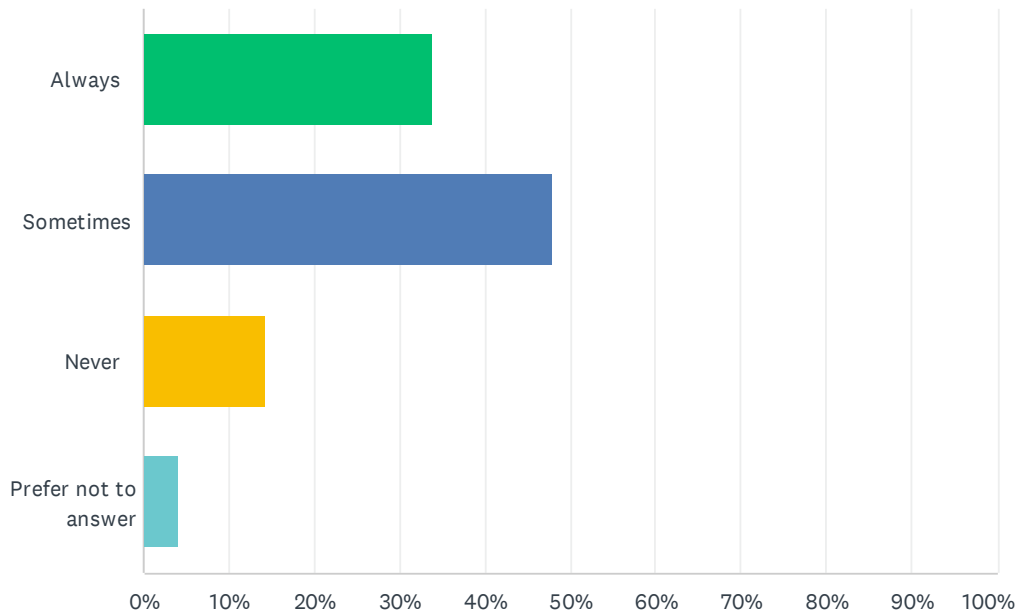
Answered: 579 Skipped: 0



ANSWER CHOICES	RESPONSES	
Always	42.49%	246
Sometimes	37.65%	218
Never	14.51%	84
Prefer not to answer	5.35%	31
TOTAL		579

Q25 My school teaches me how to speak up for the rights of others.

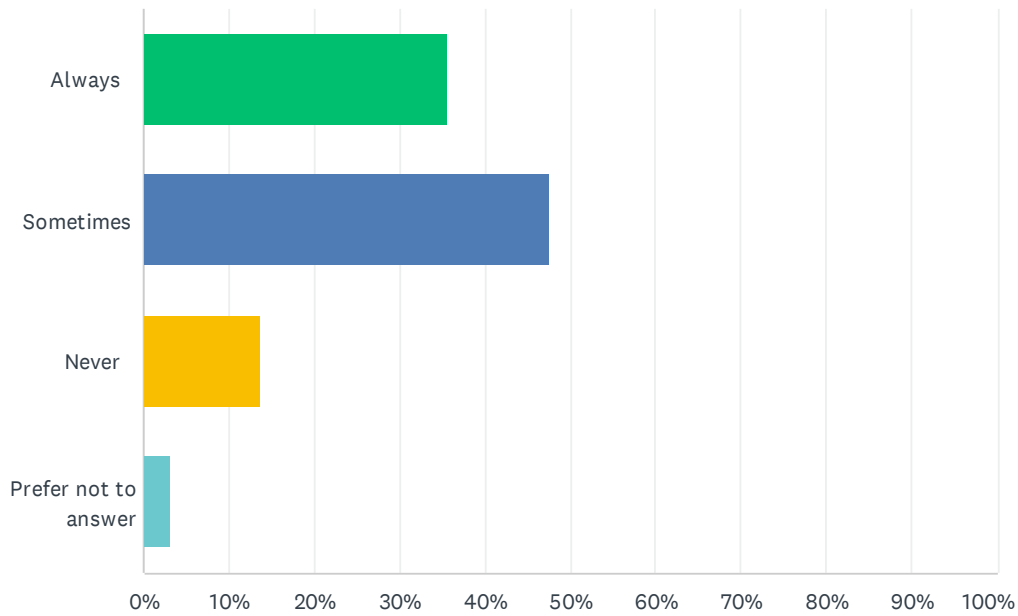
Answered: 578 Skipped: 1



ANSWER CHOICES	RESPONSES	
Always	33.91%	196
Sometimes	47.92%	277
Never	14.19%	82
Prefer not to answer	3.98%	23
TOTAL		578

Q26 My school teaches me how to speak up for my own rights.

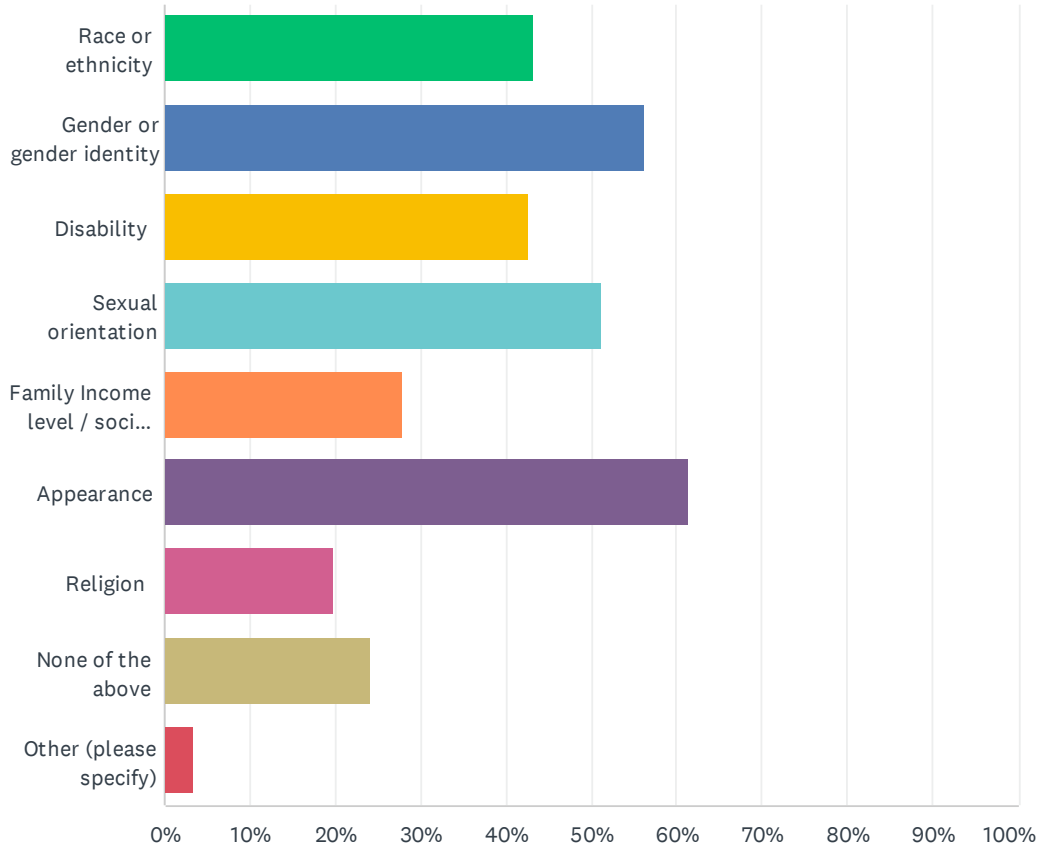
Answered: 576 Skipped: 3



ANSWER CHOICES	RESPONSES	
Always	35.59%	205
Sometimes	47.57%	274
Never	13.72%	79
Prefer not to answer	3.13%	18
TOTAL		576

Q27 At my school, I have seen/heard (in-person, cellphone, email, or social media) people harass, bully, or intimidate other students because of their... (check all that apply)

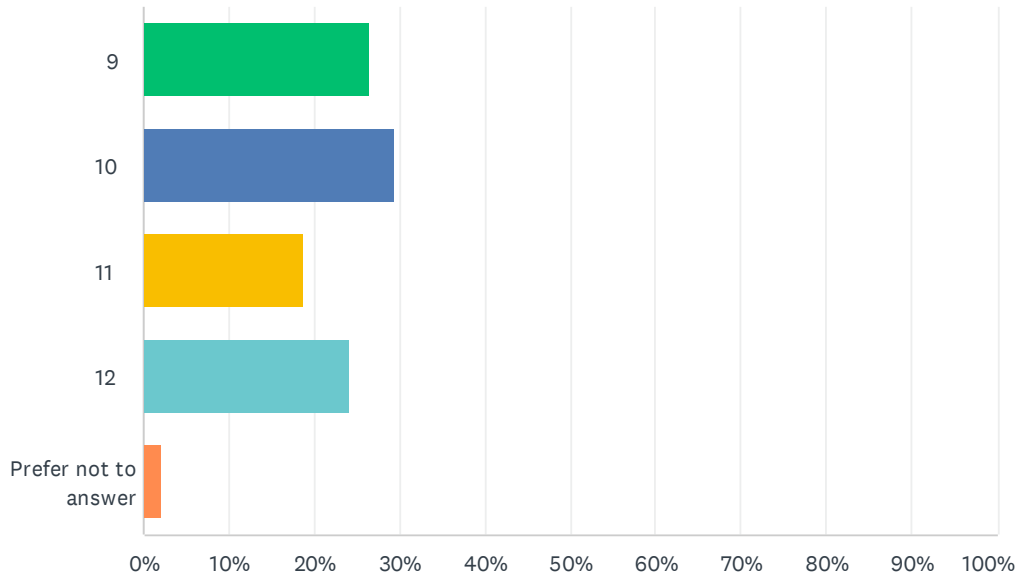
Answered: 571 Skipped: 8



ANSWER CHOICES	RESPONSES	
Race or ethnicity	43.26%	247
Gender or gender identity	56.39%	322
Disability	42.73%	244
Sexual orientation	51.14%	292
Family Income level / social class	27.85%	159
Appearance	61.47%	351
Religion	19.79%	113
None of the above	24.17%	138
Other (please specify)	3.50%	20
Total Respondents: 571		

Q28 What is your current grade?

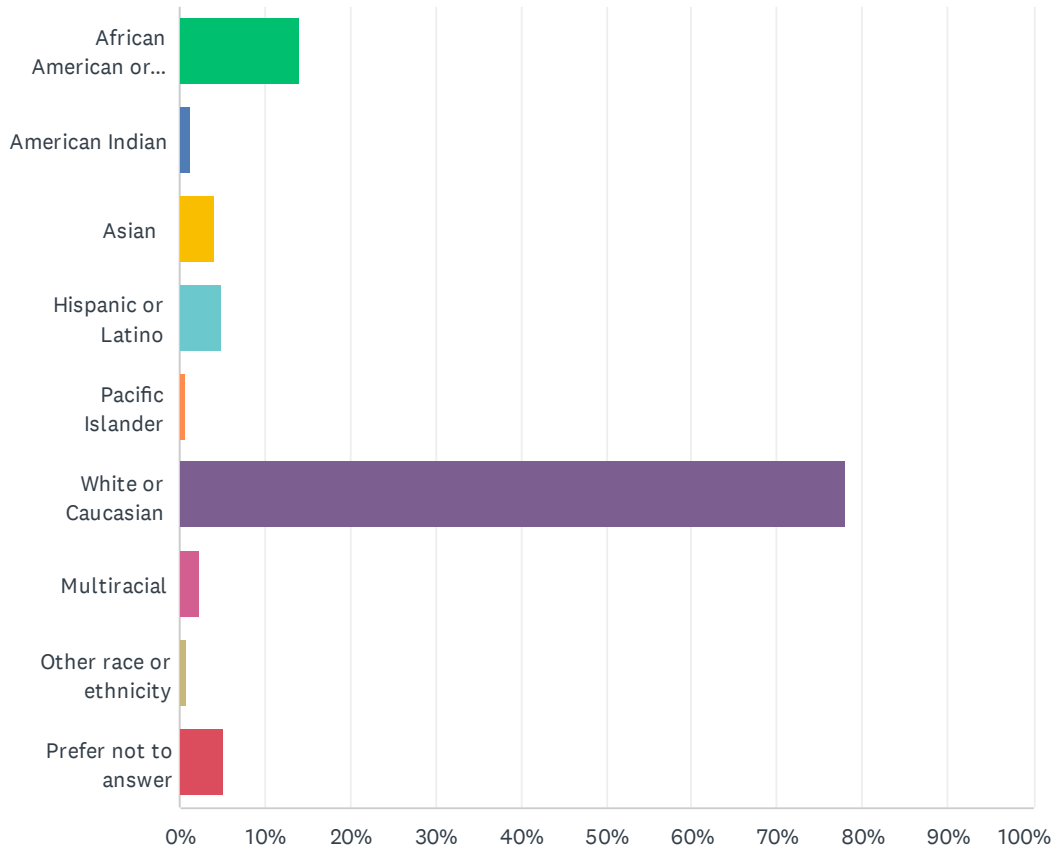
Answered: 578 Skipped: 1



ANSWER CHOICES	RESPONSES	
9	26.47%	153
10	29.41%	170
11	18.69%	108
12	24.05%	139
Prefer not to answer	2.08%	12
Total Respondents: 578		

Q29 What is your race or ethnicity? (check all that apply)

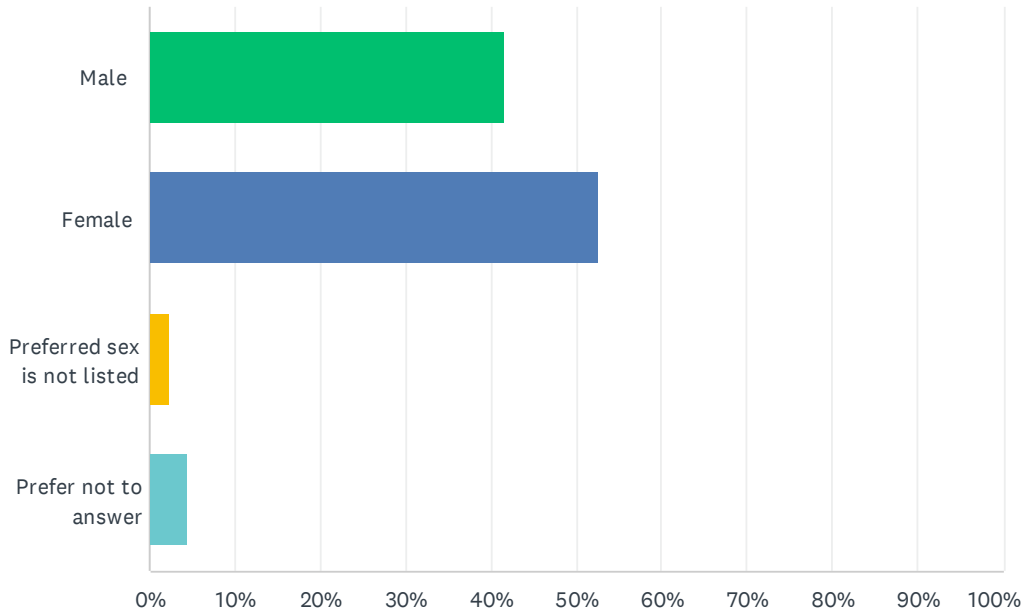
Answered: 579 Skipped: 0



ANSWER CHOICES	RESPONSES	
African American or Black	14.16%	82
American Indian	1.38%	8
Asian	3.97%	23
Hispanic or Latino	5.01%	29
Pacific Islander	0.69%	4
White or Caucasian	78.07%	452
Multiracial	2.25%	13
Other race or ethnicity	0.86%	5
Prefer not to answer	5.18%	30
Total Respondents: 579		

Q30 What is your sex?

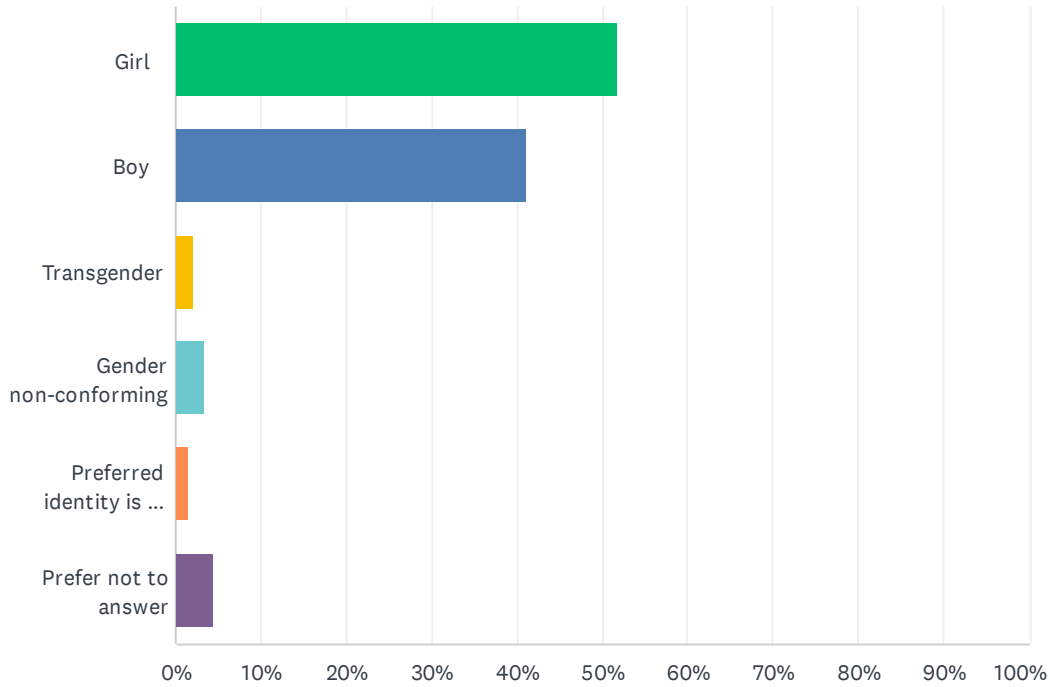
Answered: 578 Skipped: 1



ANSWER CHOICES	RESPONSES	
Male	41.52%	240
Female	52.77%	305
Preferred sex is not listed	2.42%	14
Prefer not to answer	4.50%	26
Total Respondents: 578		

Q31 What is your gender identity?

Answered: 577 Skipped: 2



ANSWER CHOICES	RESPONSES	
Girl	51.82%	299
Boy	41.07%	237
Transgender	2.08%	12
Gender non-conforming	3.47%	20
Preferred identity is not listed	1.39%	8
Prefer not to answer	4.51%	26
Total Respondents: 577		