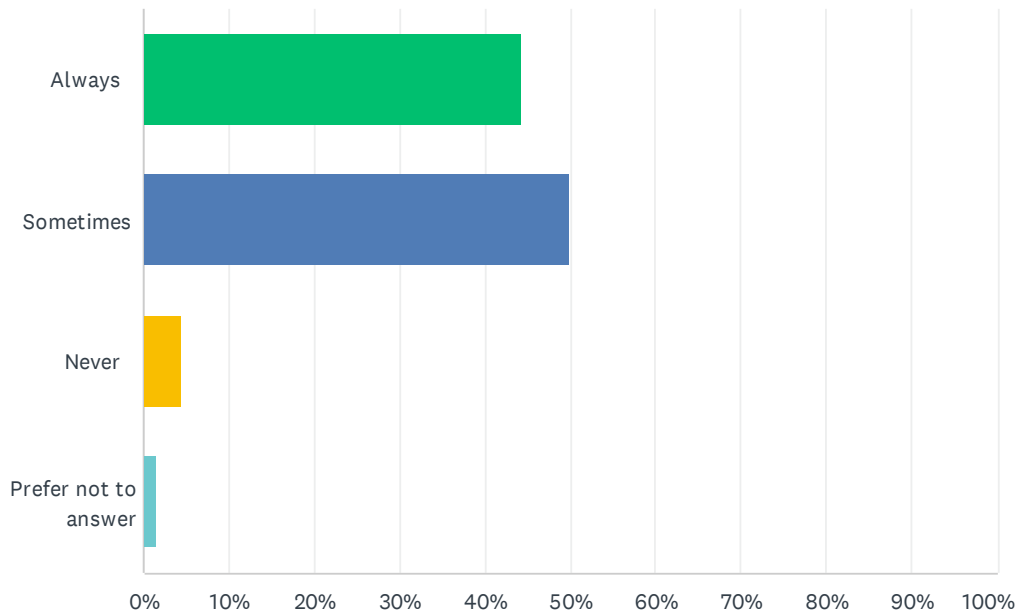


Q1 In most of my classes, I complete my homework on time.

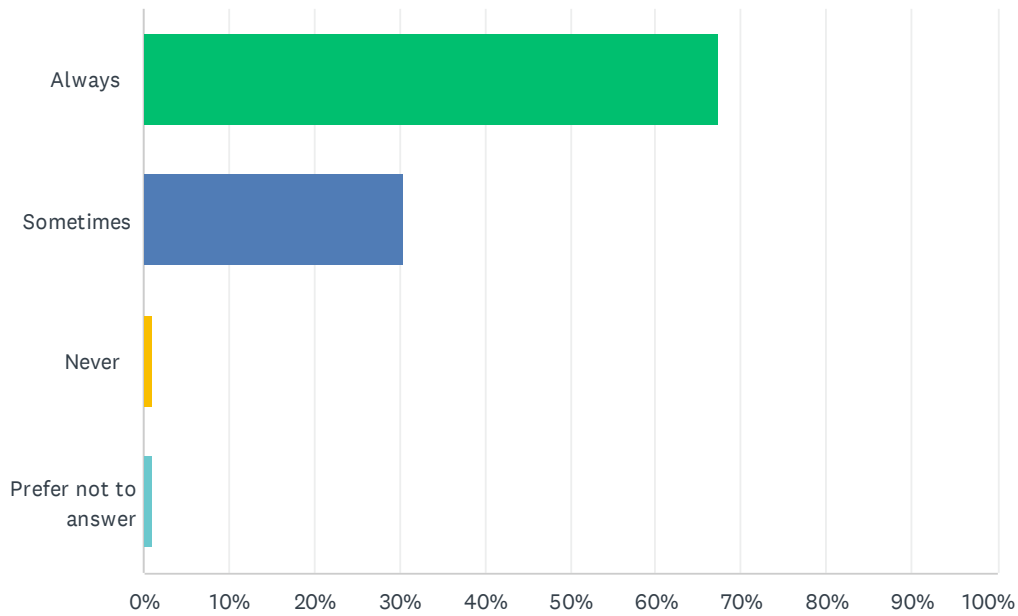
Answered: 709 Skipped: 2



ANSWER CHOICES	RESPONSES	
Always	44.29%	314
Sometimes	49.79%	353
Never	4.37%	31
Prefer not to answer	1.55%	11
TOTAL		709

Q2 In most of my classes, I come to class prepared.

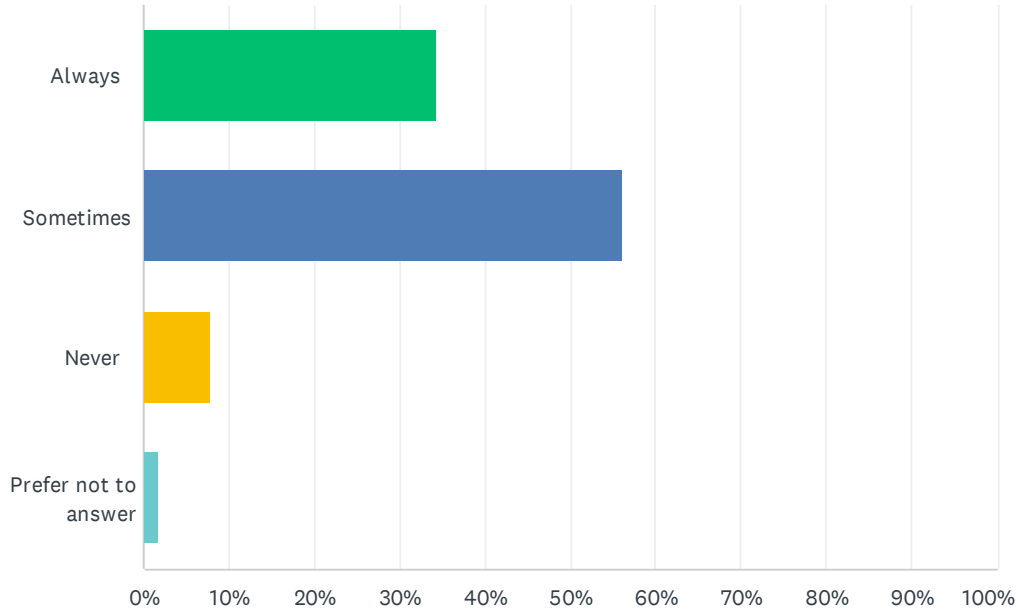
Answered: 707 Skipped: 4



ANSWER CHOICES	RESPONSES	
Always	67.47%	477
Sometimes	30.41%	215
Never	1.13%	8
Prefer not to answer	0.99%	7
TOTAL		707

Q3 In most of my classes, I ask questions in class, if I do not understand the class material.

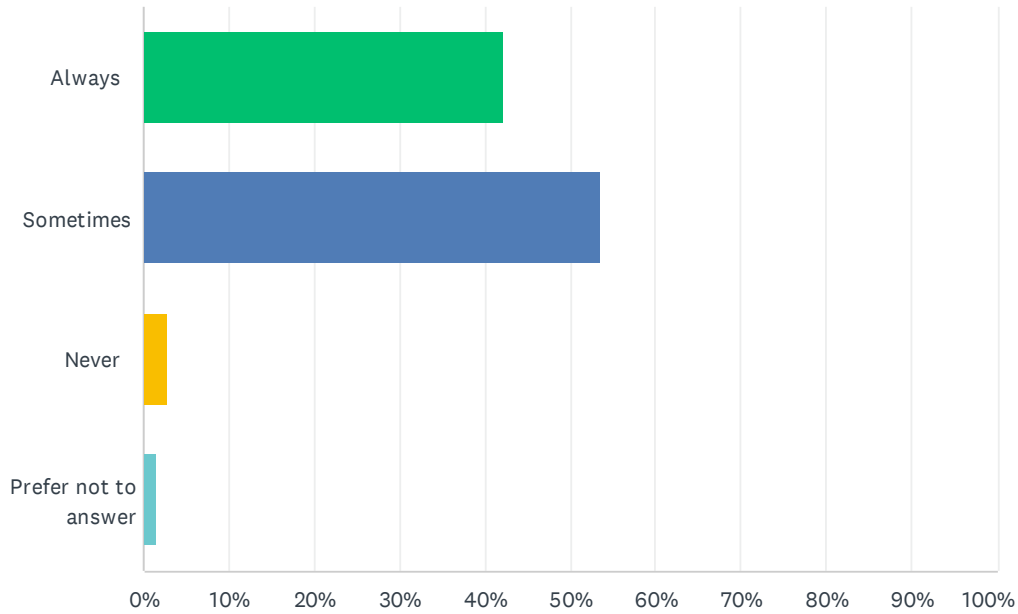
Answered: 709 Skipped: 2



ANSWER CHOICES	RESPONSES	
Always	34.27%	243
Sometimes	56.14%	398
Never	7.90%	56
Prefer not to answer	1.69%	12
TOTAL		709

Q4 In most of my classes, I participate in class.

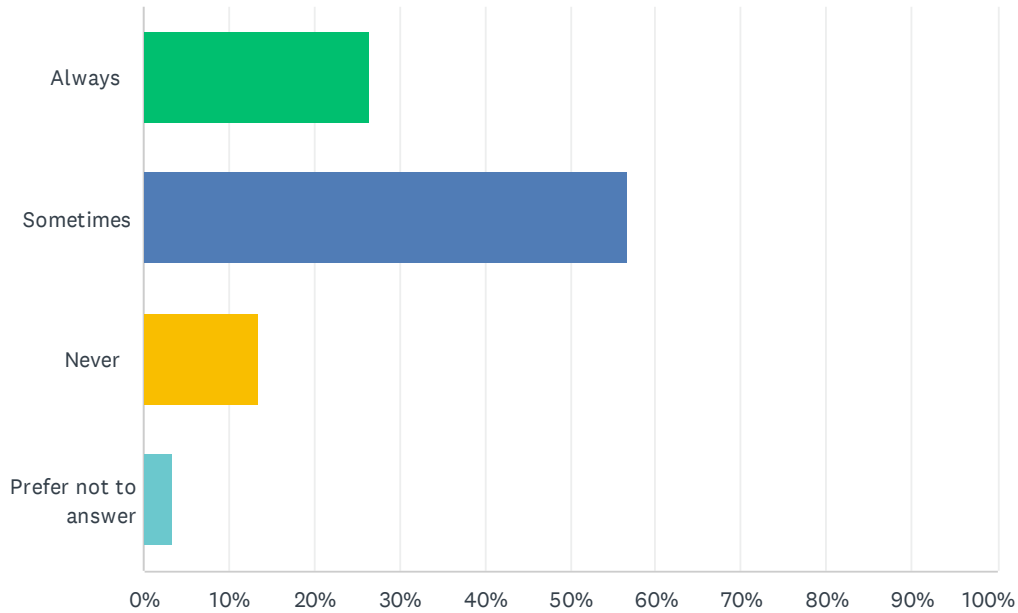
Answered: 709 Skipped: 2



ANSWER CHOICES	RESPONSES	
Always	42.17%	299
Sometimes	53.60%	380
Never	2.82%	20
Prefer not to answer	1.41%	10
TOTAL		709

Q5 When I feel stressed, I will do something healthy (like exercise, rest, or talk to someone) to reduce the tension.

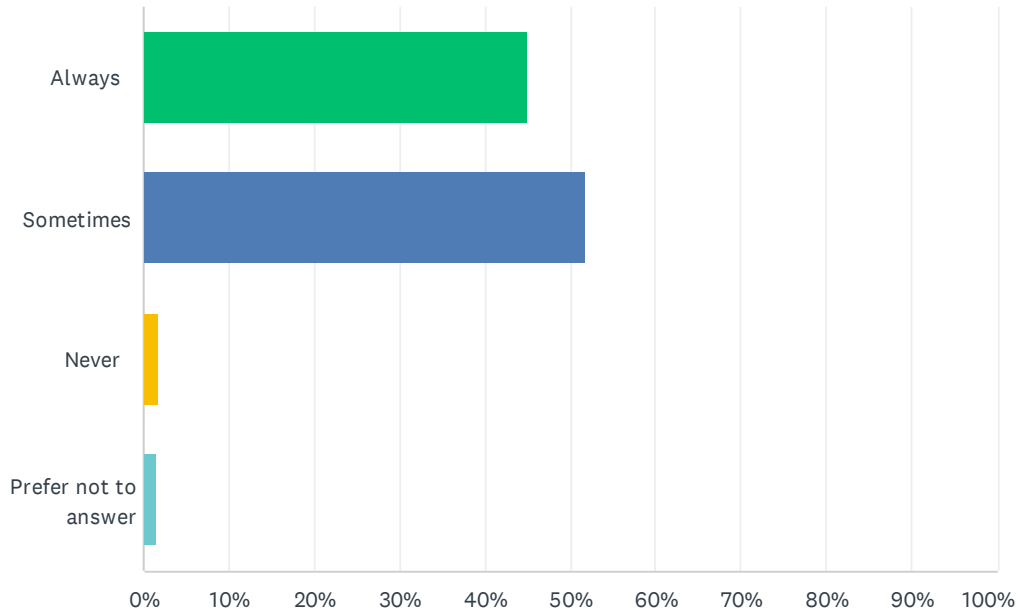
Answered: 710 Skipped: 1



ANSWER CHOICES	RESPONSES	
Always	26.34%	187
Sometimes	56.76%	403
Never	13.52%	96
Prefer not to answer	3.38%	24
TOTAL		710

Q6 When I have a problem, I figure out a way to solve it.

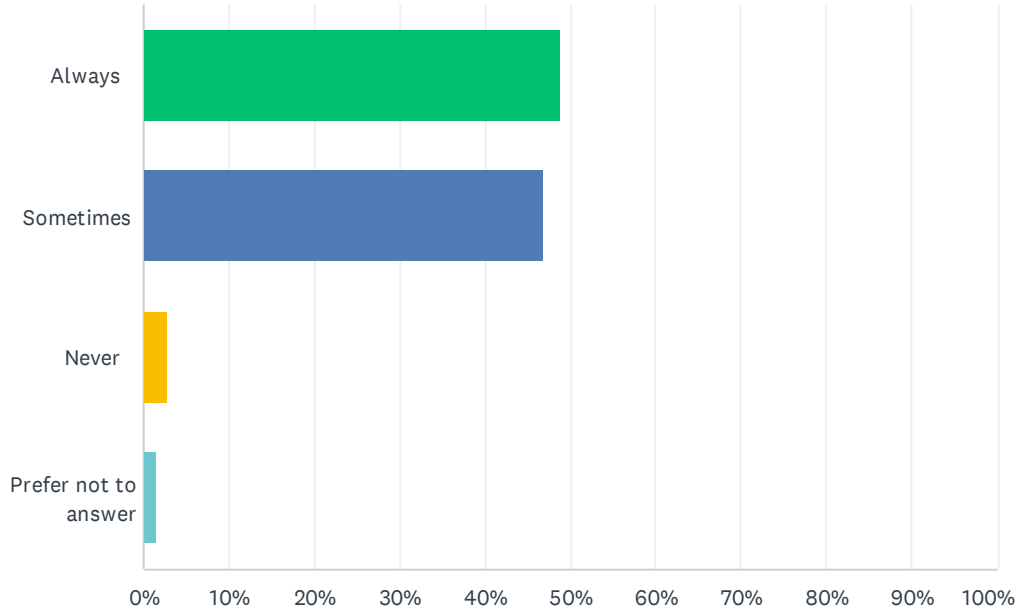
Answered: 708 Skipped: 3



ANSWER CHOICES	RESPONSES	
Always	44.92%	318
Sometimes	51.84%	367
Never	1.69%	12
Prefer not to answer	1.55%	11
TOTAL		708

Q7 When someone disagrees with me, I try to understand their perspective.

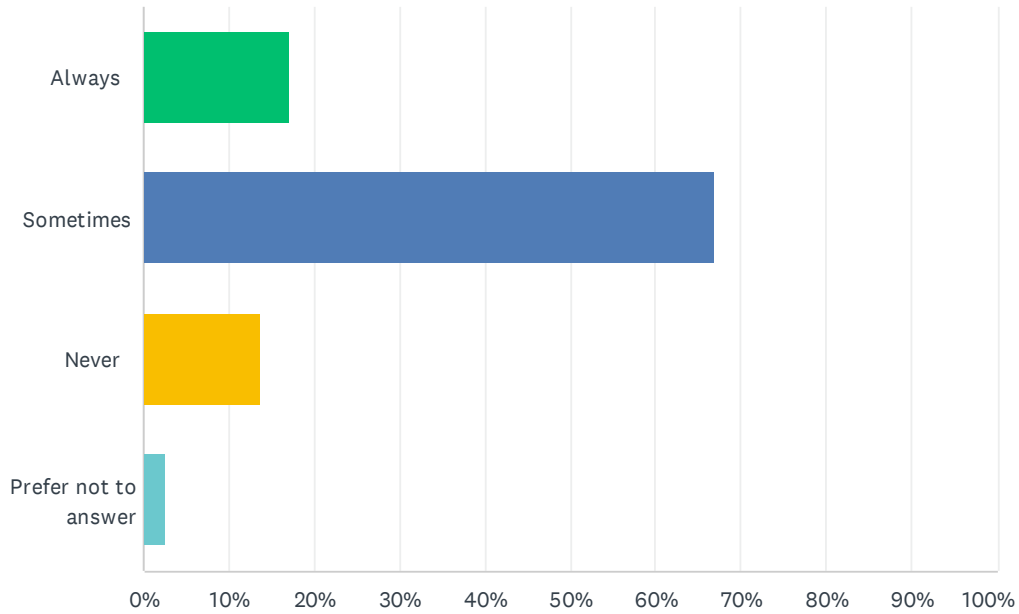
Answered: 710 Skipped: 1



ANSWER CHOICES	RESPONSES	
Always	48.87%	347
Sometimes	46.90%	333
Never	2.82%	20
Prefer not to answer	1.41%	10
TOTAL		710

Q8 I effectively manage my time.

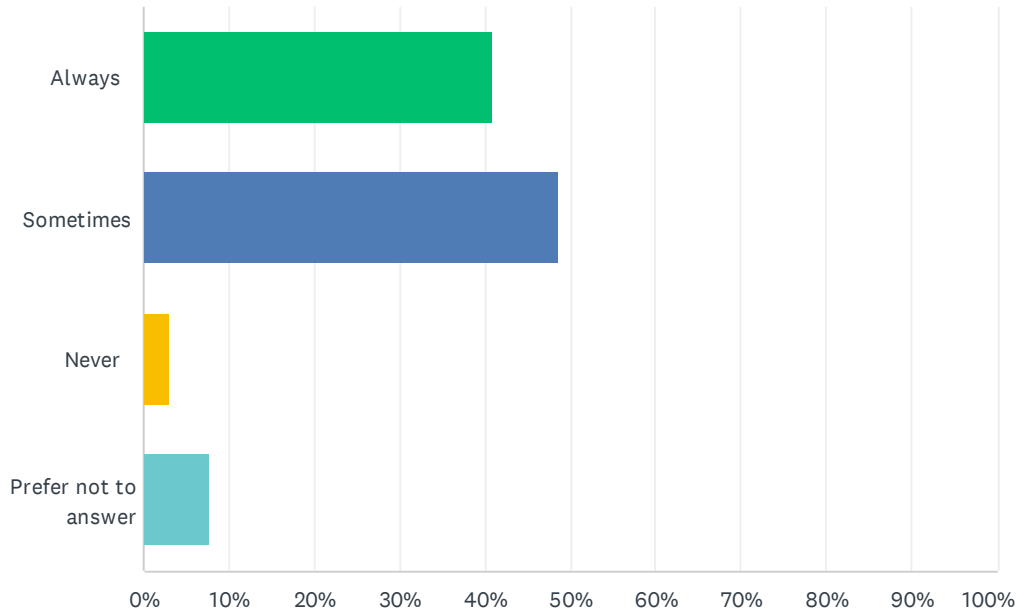
Answered: 709 Skipped: 2



ANSWER CHOICES	RESPONSES
Always	17.07% 121
Sometimes	66.85% 474
Never	13.54% 96
Prefer not to answer	2.54% 18
TOTAL	709

Q9 Most of my teachers care about me.

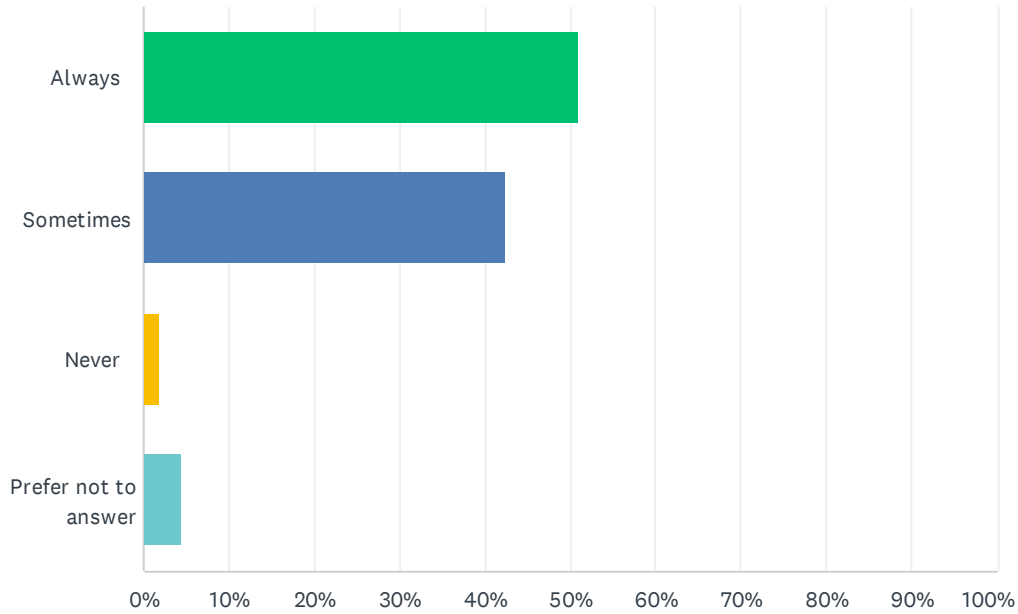
Answered: 710 Skipped: 1



ANSWER CHOICES	RESPONSES
Always	40.85% 290
Sometimes	48.59% 345
Never	2.96% 21
Prefer not to answer	7.61% 54
TOTAL	710

Q10 Most of my teachers care about my learning.

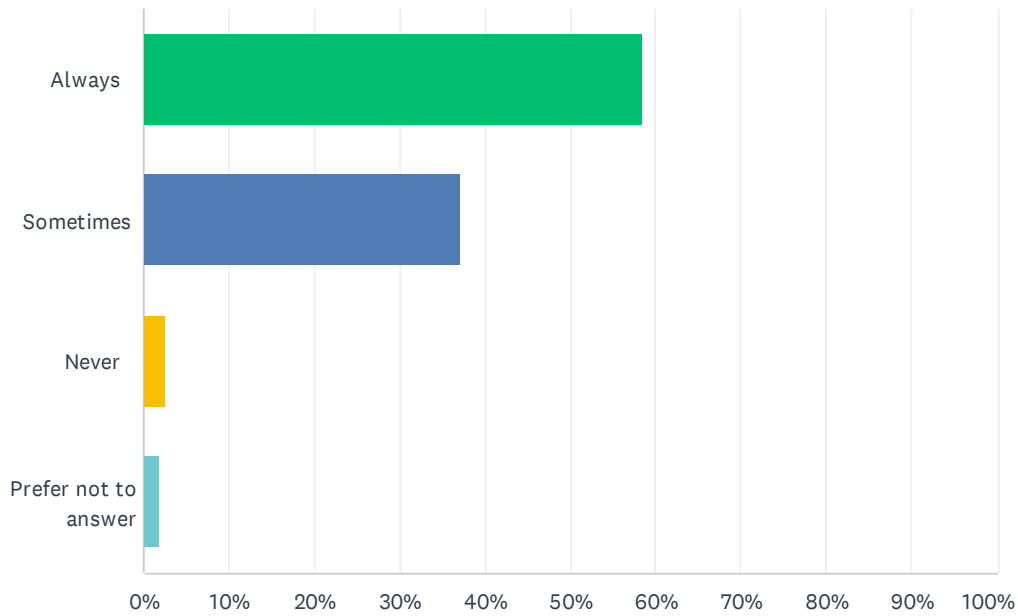
Answered: 710 Skipped: 1



ANSWER CHOICES	RESPONSES	
Always	50.99%	362
Sometimes	42.54%	302
Never	1.97%	14
Prefer not to answer	4.51%	32
TOTAL		710

Q11 Most of my teachers encourage me to work hard.

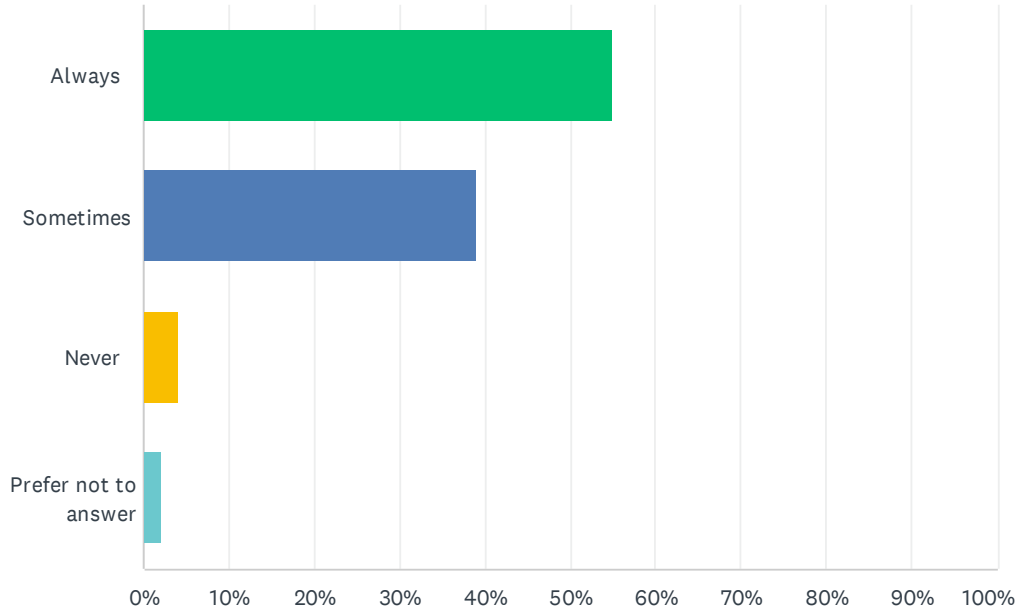
Answered: 710 Skipped: 1



ANSWER CHOICES	RESPONSES	
Always	58.45%	415
Sometimes	37.04%	263
Never	2.54%	18
Prefer not to answer	1.97%	14
TOTAL		710

Q12 Most of my teachers encourage me to ask questions and participate in discussions.

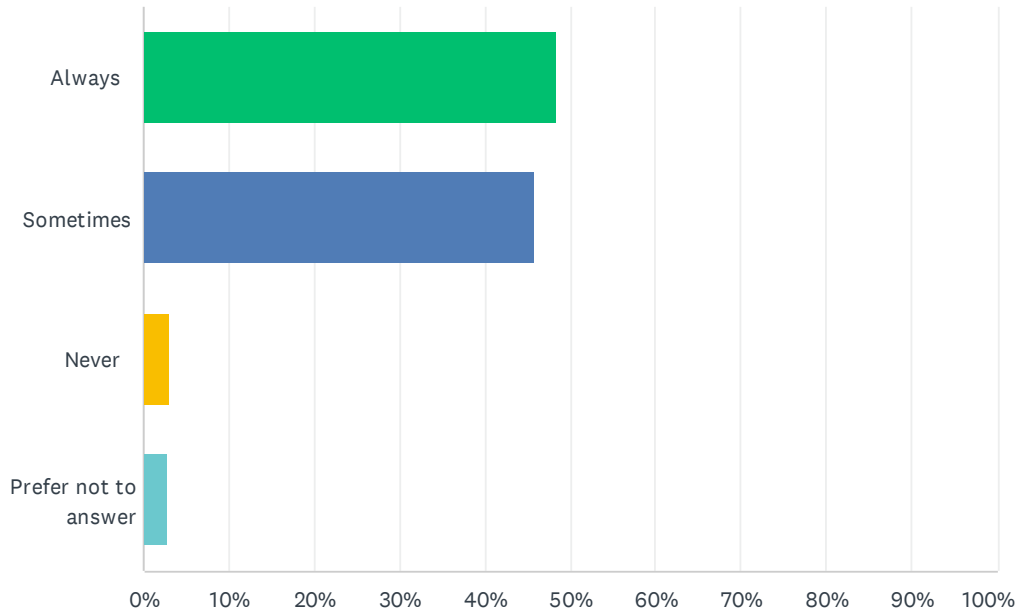
Answered: 709 Skipped: 2



ANSWER CHOICES	RESPONSES	
Always	55.01%	390
Sometimes	38.93%	276
Never	3.95%	28
Prefer not to answer	2.12%	15
TOTAL		709

Q13 Most of my teachers treat students fairly.

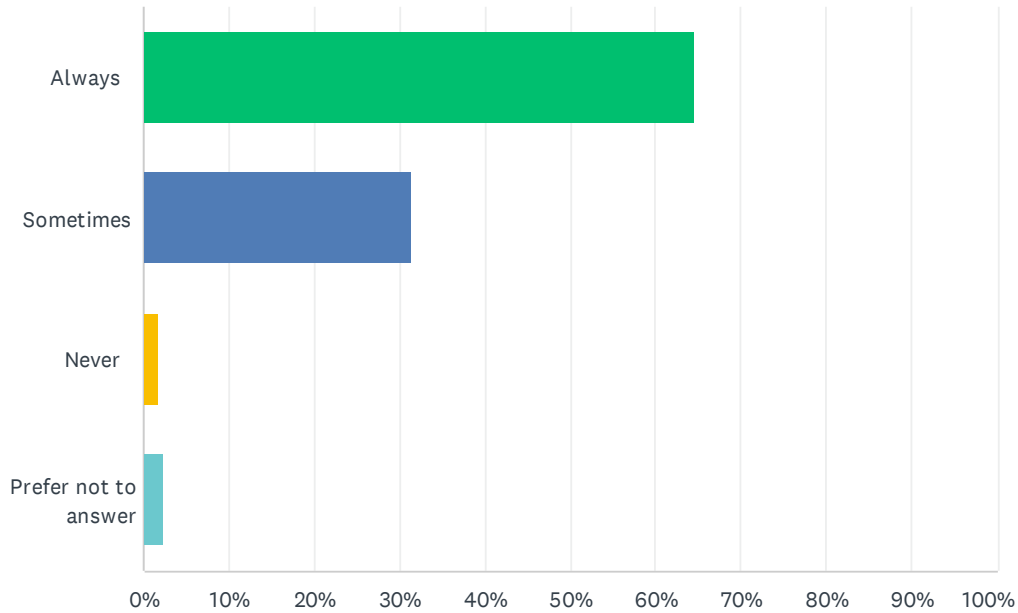
Answered: 708 Skipped: 3



ANSWER CHOICES	RESPONSES	
Always	48.45%	343
Sometimes	45.76%	324
Never	2.97%	21
Prefer not to answer	2.82%	20
TOTAL		708

Q14 At my school, I positively interact with students who are different from me.

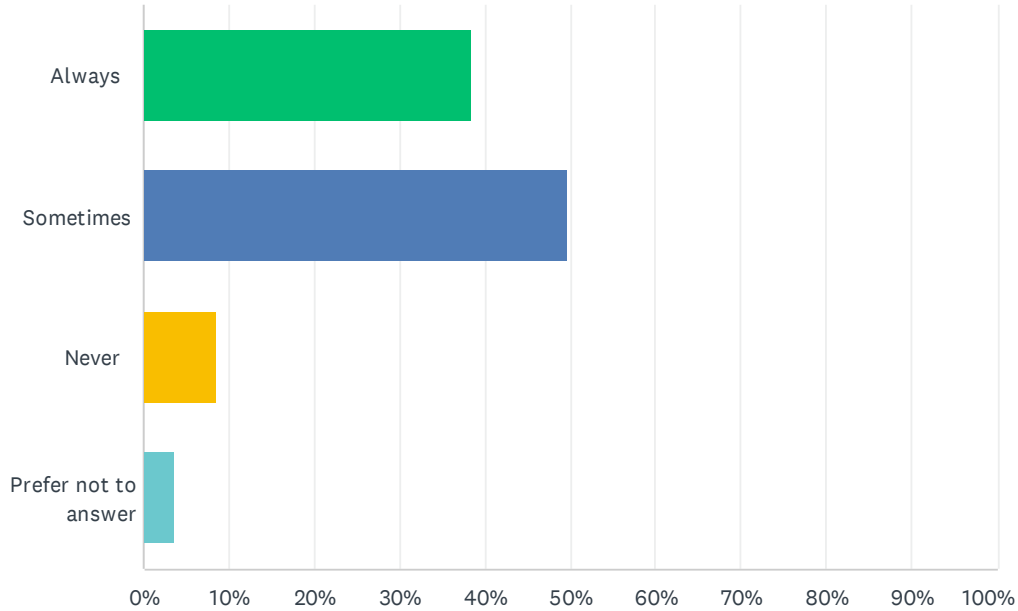
Answered: 710 Skipped: 1



ANSWER CHOICES	RESPONSES	
Always	64.51%	458
Sometimes	31.41%	223
Never	1.69%	12
Prefer not to answer	2.39%	17
TOTAL		710

Q15 At my school, there are opportunities to talk about similarities and differences, including but not limited to race, gender, and abilities.

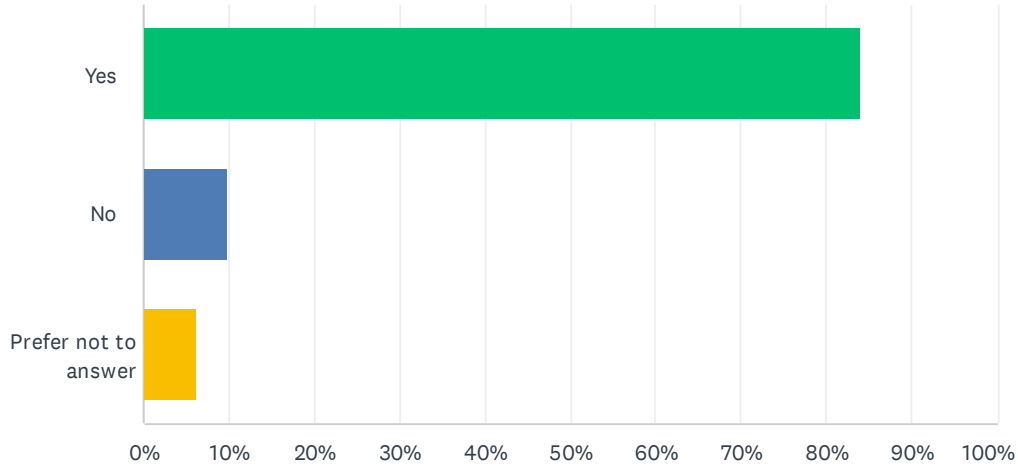
Answered: 710 Skipped: 1



ANSWER CHOICES	RESPONSES	
Always	38.31%	272
Sometimes	49.58%	352
Never	8.59%	61
Prefer not to answer	3.52%	25
TOTAL		710

Q16 There is at least one adult in my school who I can trust and can go to for advice.

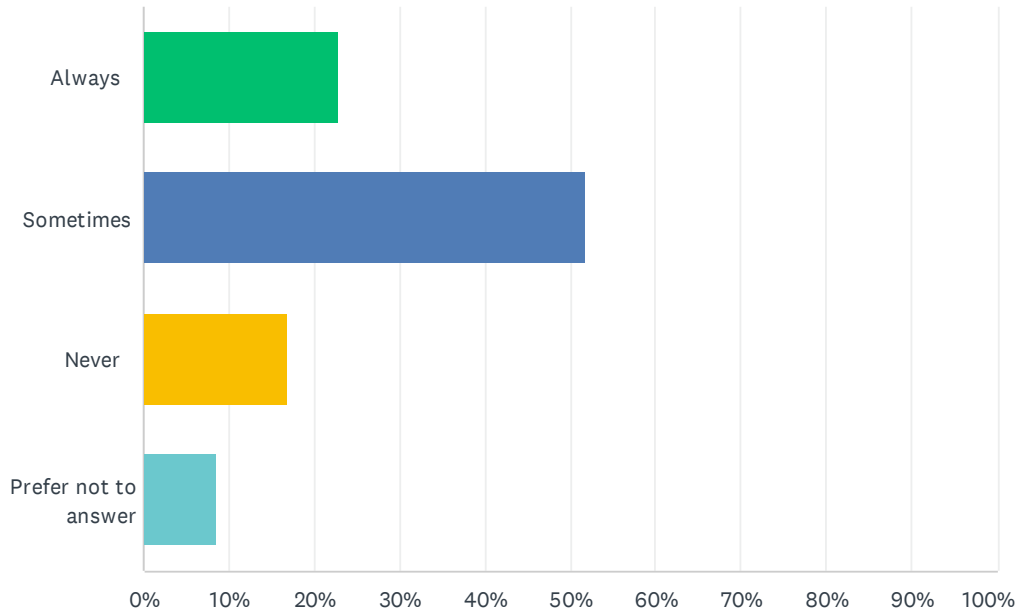
Answered: 709 Skipped: 2



ANSWER CHOICES	RESPONSES	
Yes	84.06%	596
No	9.73%	69
Prefer not to answer	6.21%	44
TOTAL		709

Q17 When there is a race-related incident, I will have an opportunity to discuss the incident in class.

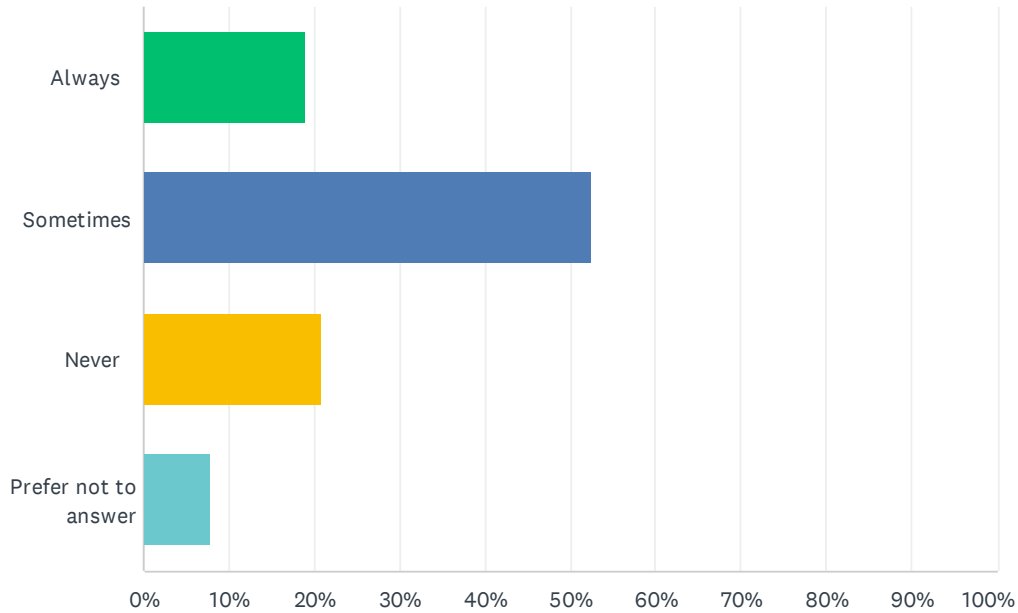
Answered: 709 Skipped: 2



ANSWER CHOICES	RESPONSES	
Always	22.85%	162
Sometimes	51.76%	367
Never	16.78%	119
Prefer not to answer	8.60%	61
TOTAL		709

Q18 When there is a gender-related incident, I will have an opportunity to discuss the incident in class.

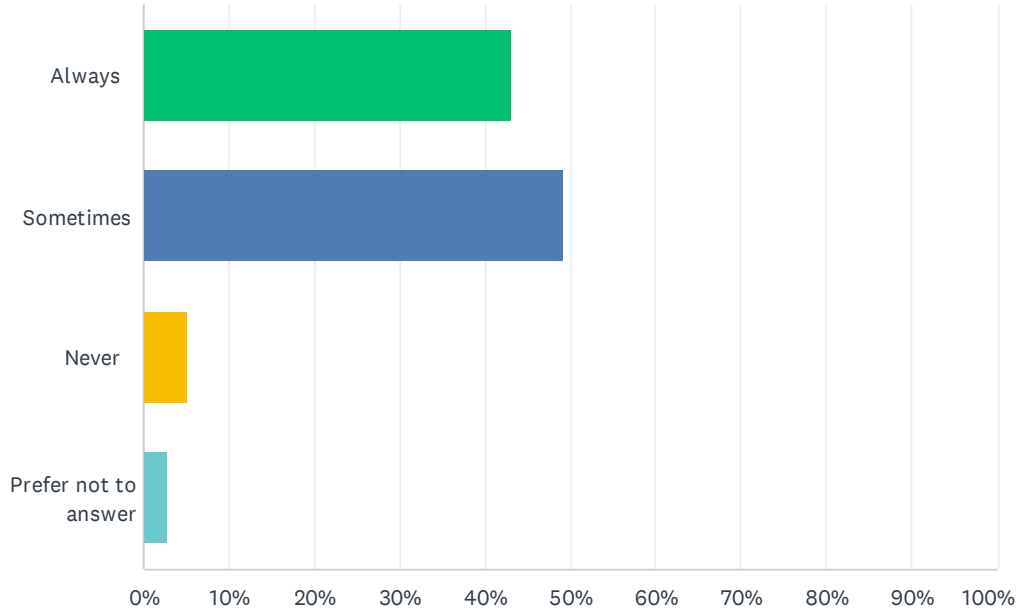
Answered: 710 Skipped: 1



ANSWER CHOICES	RESPONSES	
Always	18.87%	134
Sometimes	52.39%	372
Never	20.85%	148
Prefer not to answer	7.89%	56
TOTAL		710

Q19 I see people of many races, cultures, and backgrounds represented in my learning materials.

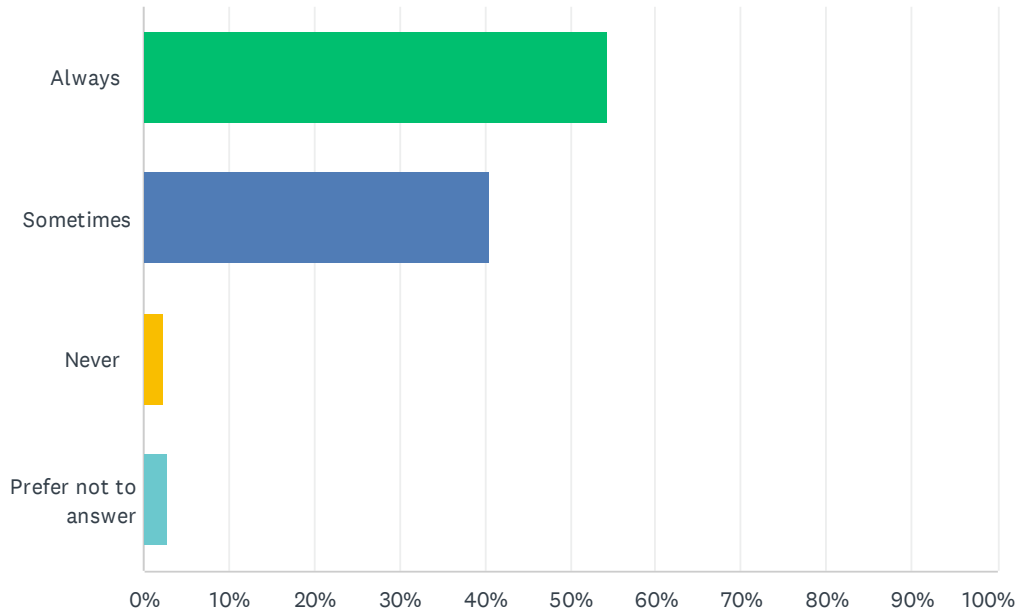
Answered: 708 Skipped: 3



ANSWER CHOICES	RESPONSES	
Always	43.08%	305
Sometimes	49.15%	348
Never	5.08%	36
Prefer not to answer	2.68%	19
TOTAL		708

Q20 My teachers present positive images of people from a variety of races, cultures, and backgrounds.

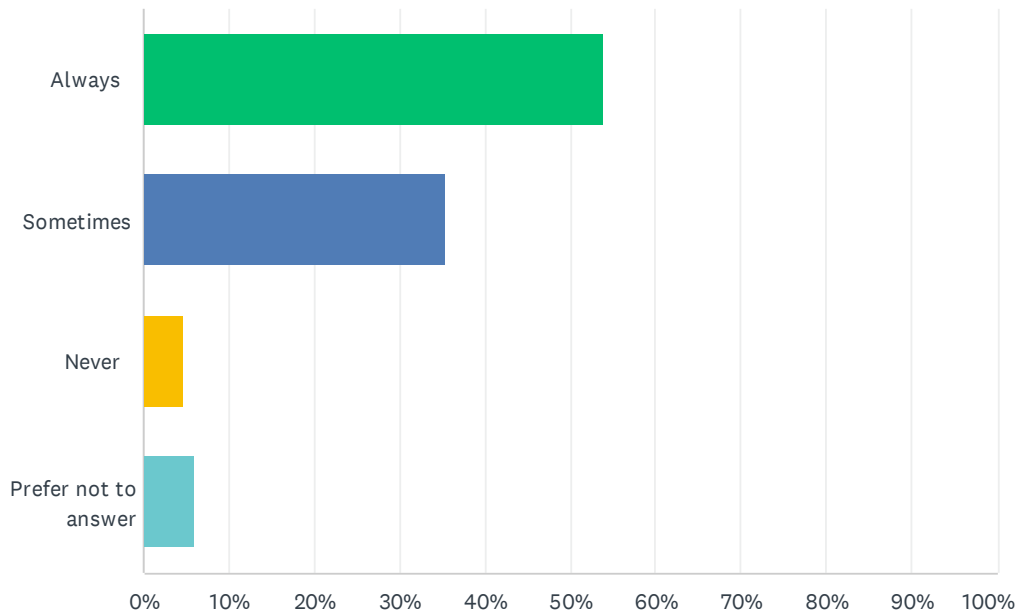
Answered: 709 Skipped: 2



ANSWER CHOICES	RESPONSES	
Always	54.44%	386
Sometimes	40.48%	287
Never	2.26%	16
Prefer not to answer	2.82%	20
TOTAL		709

Q21 My teachers present positive images of people who look like me.

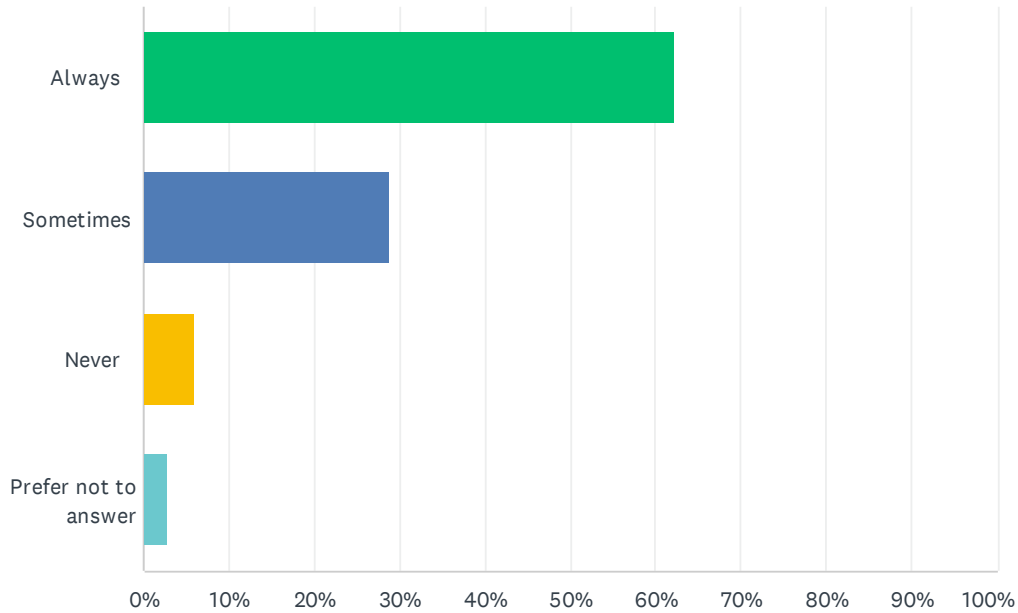
Answered: 709 Skipped: 2



ANSWER CHOICES	RESPONSES	
Always	53.88%	382
Sometimes	35.40%	251
Never	4.80%	34
Prefer not to answer	5.92%	42
TOTAL		709

Q22 I feel welcome to participate in school activities such as drama, music, sports, student government, and other student clubs/organizations.

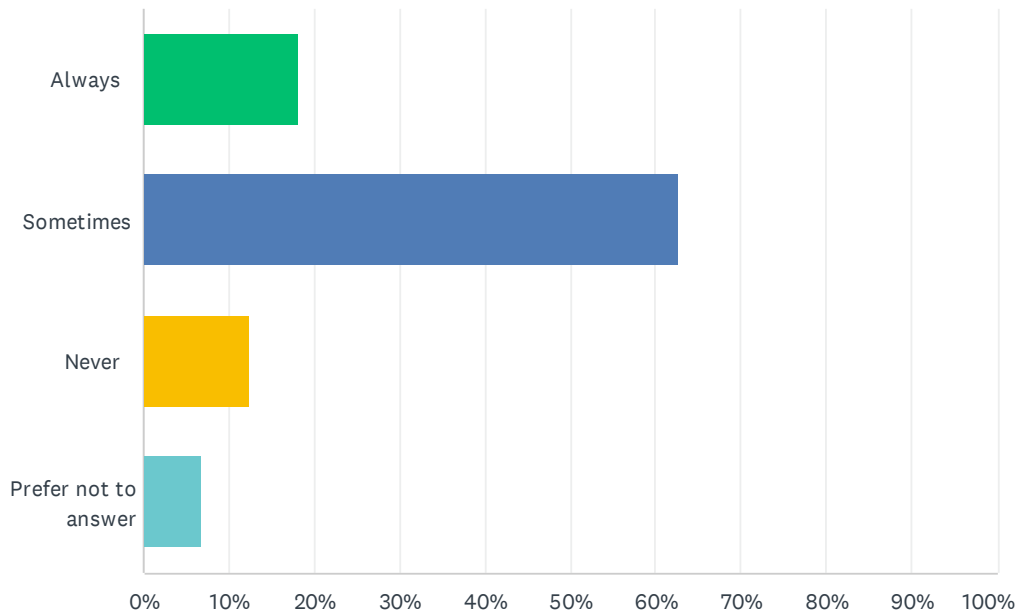
Answered: 709 Skipped: 2



ANSWER CHOICES	RESPONSES	
Always	62.34%	442
Sometimes	28.77%	204
Never	6.06%	43
Prefer not to answer	2.82%	20
TOTAL		709

Q23 Students are treated fairly when they break the rules.

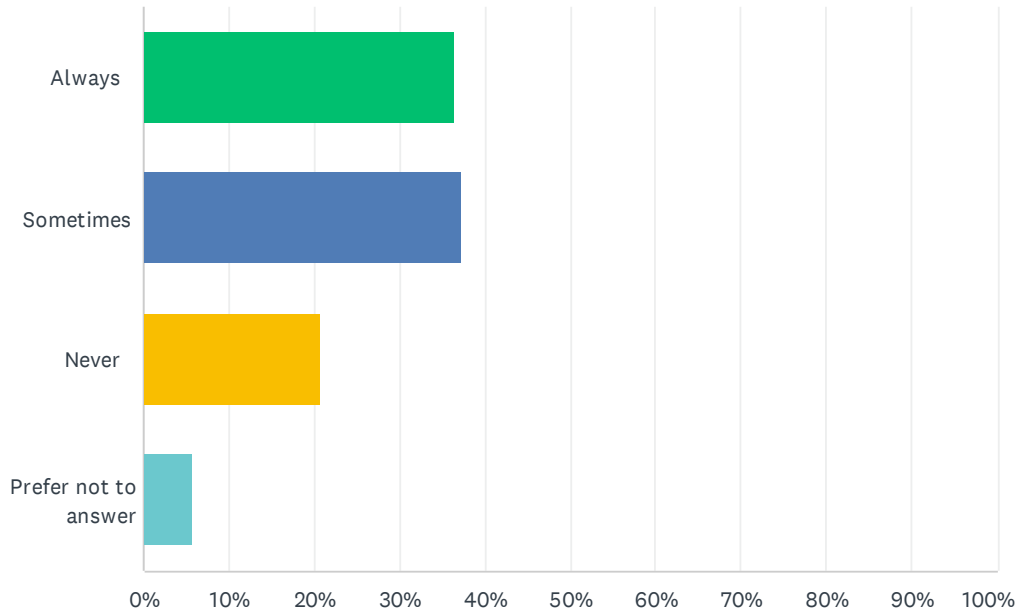
Answered: 709 Skipped: 2



ANSWER CHOICES	RESPONSES
Always	18.19% 129
Sometimes	62.62% 444
Never	12.41% 88
Prefer not to answer	6.77% 48
TOTAL	709

Q24 If I have a problem or concern about race, culture, gender, or homophobic harassment, I know where to go for help.

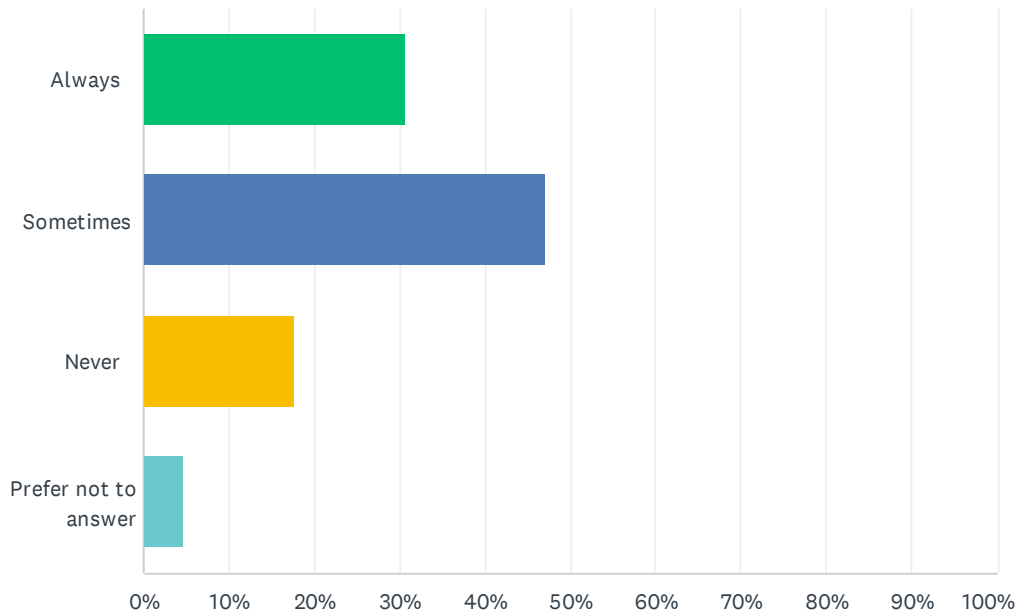
Answered: 709 Skipped: 2



ANSWER CHOICES	RESPONSES	
Always	36.39%	258
Sometimes	37.24%	264
Never	20.59%	146
Prefer not to answer	5.78%	41
TOTAL		709

Q25 My school teaches me how to speak up for the rights of others.

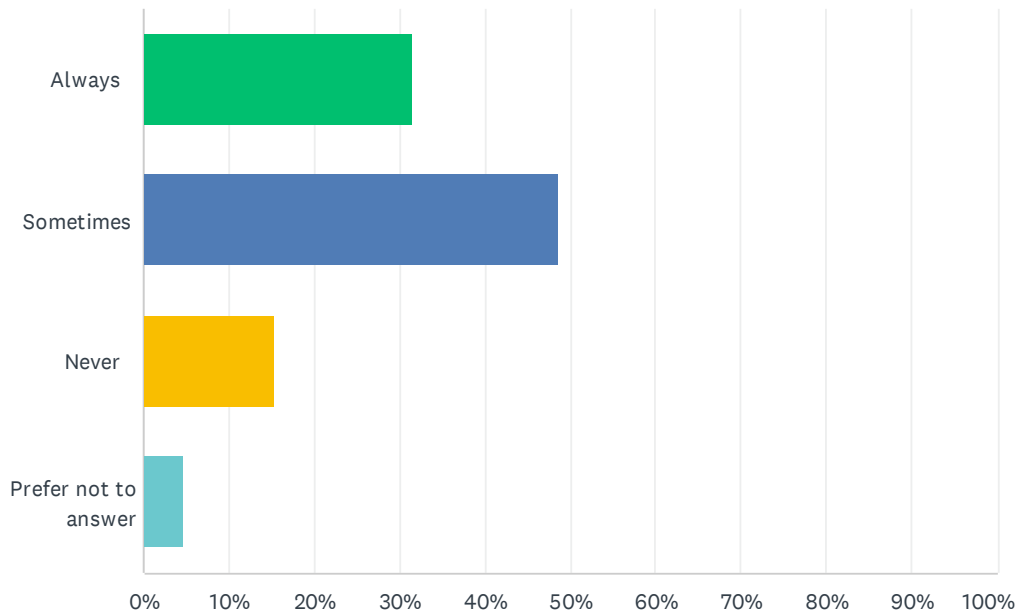
Answered: 710 Skipped: 1



ANSWER CHOICES	RESPONSES
Always	30.70% 218
Sometimes	47.04% 334
Never	17.61% 125
Prefer not to answer	4.65% 33
TOTAL	710

Q26 My school teaches me how to speak up for my own rights.

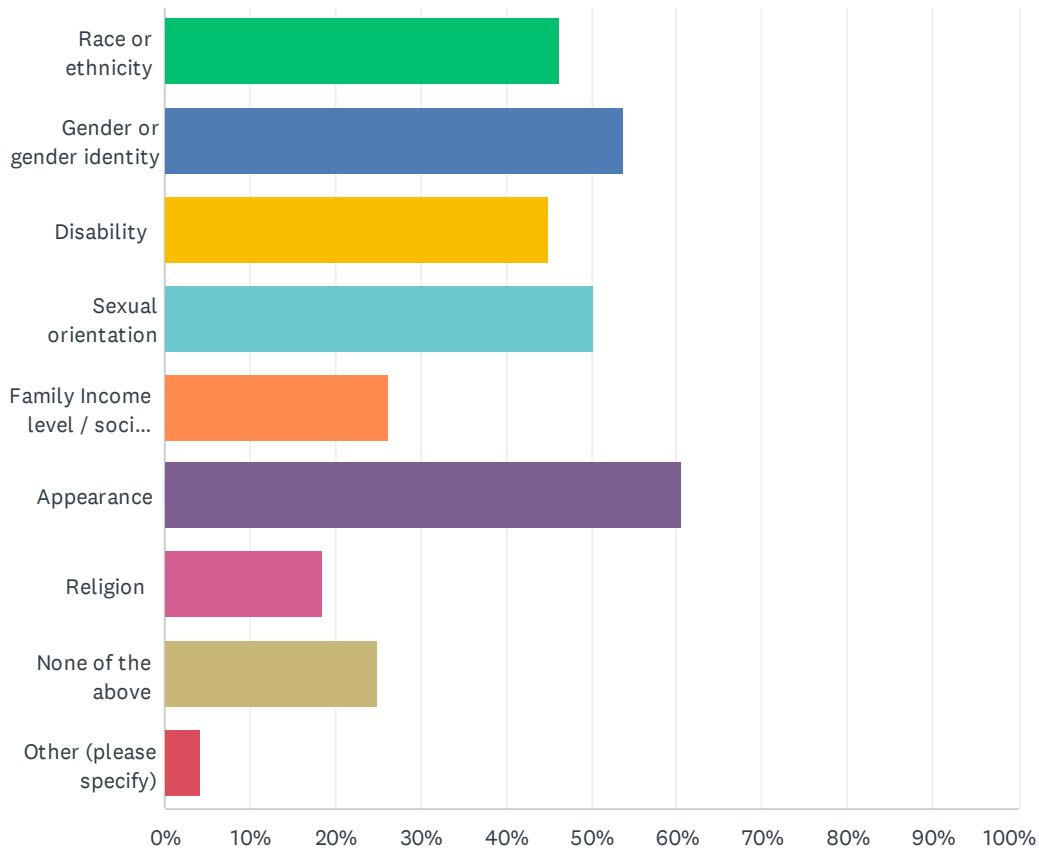
Answered: 709 Skipped: 2



ANSWER CHOICES	RESPONSES	
Always	31.45%	223
Sometimes	48.52%	344
Never	15.37%	109
Prefer not to answer	4.65%	33
TOTAL		709

Q27 At my school, I have seen/heard (in-person, cellphone, email, or social media) people harass, bully, or intimidate other students because of their... (check all that apply)

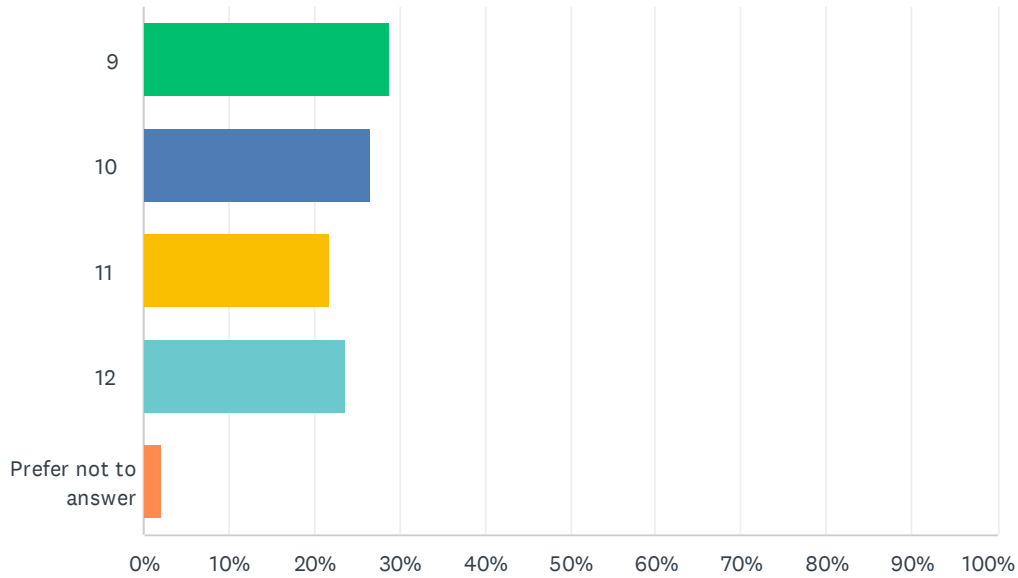
Answered: 691 Skipped: 20



ANSWER CHOICES	RESPONSES	
Race or ethnicity	46.16%	319
Gender or gender identity	53.69%	371
Disability	45.01%	311
Sexual orientation	50.36%	348
Family Income level / social class	26.19%	181
Appearance	60.49%	418
Religion	18.52%	128
None of the above	25.04%	173
Other (please specify)	4.34%	30
Total Respondents: 691		

Q28 What is your current grade?

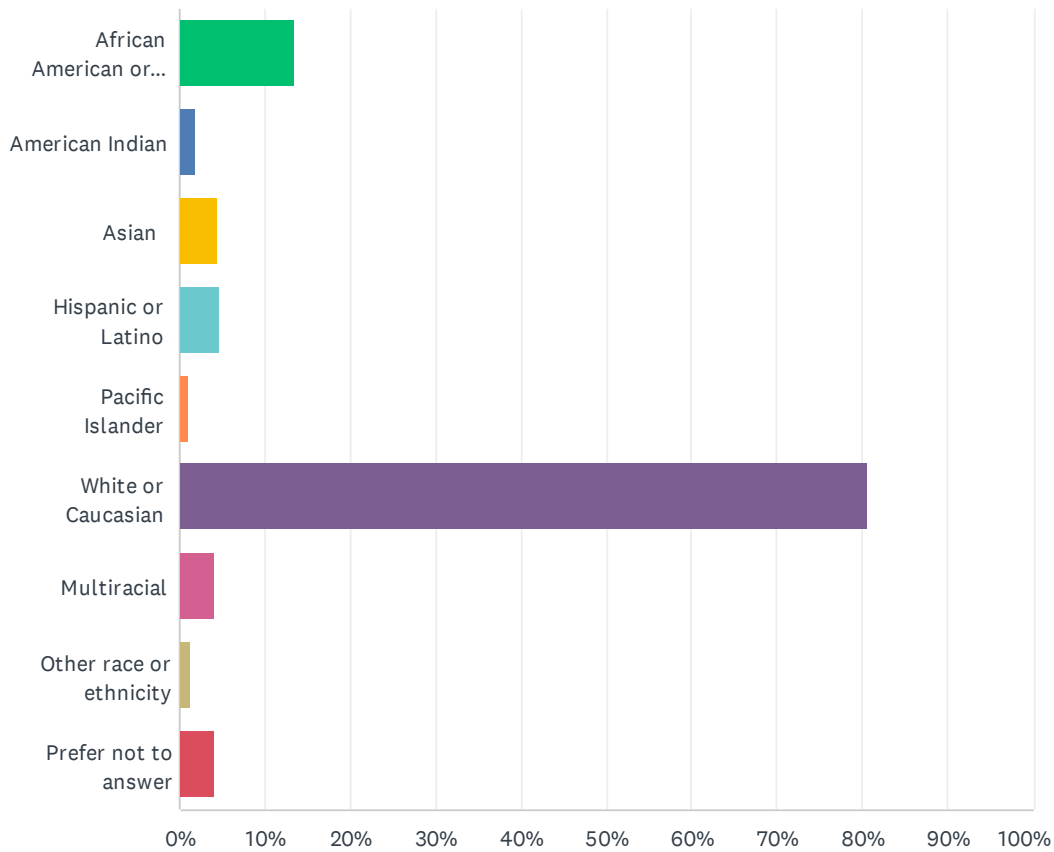
Answered: 710 Skipped: 1



ANSWER CHOICES	RESPONSES	
9	28.73%	204
10	26.62%	189
11	21.69%	154
12	23.66%	168
Prefer not to answer	2.11%	15
Total Respondents: 710		

Q29 What is your race or ethnicity? (check all that apply)

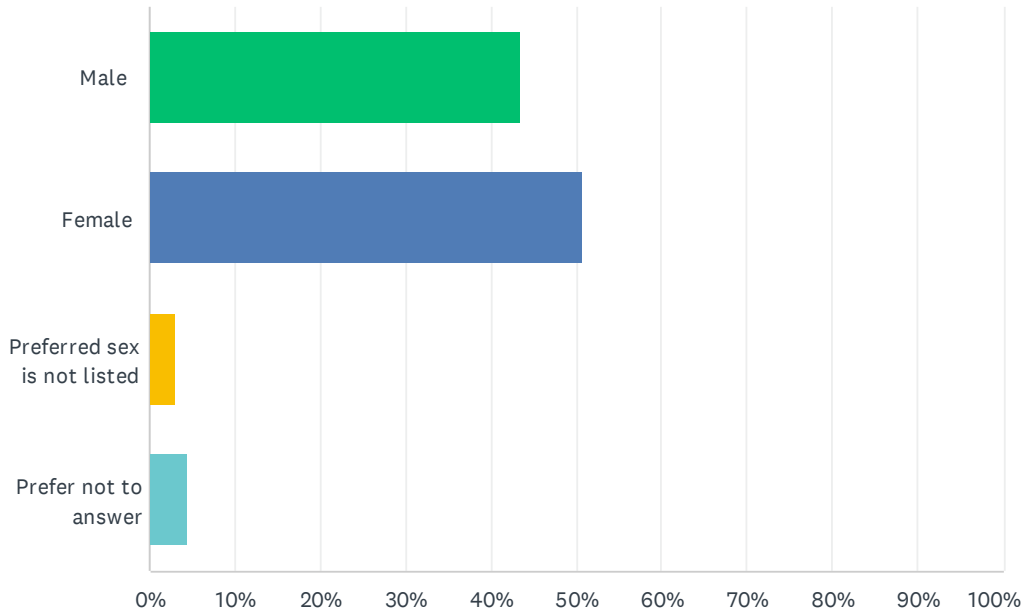
Answered: 708 Skipped: 3



ANSWER CHOICES	RESPONSES	
African American or Black	13.42%	95
American Indian	1.84%	13
Asian	4.52%	32
Hispanic or Latino	4.66%	33
Pacific Islander	1.13%	8
White or Caucasian	80.51%	570
Multiracial	3.95%	28
Other race or ethnicity	1.27%	9
Prefer not to answer	4.10%	29
Total Respondents: 708		

Q30 What is your sex?

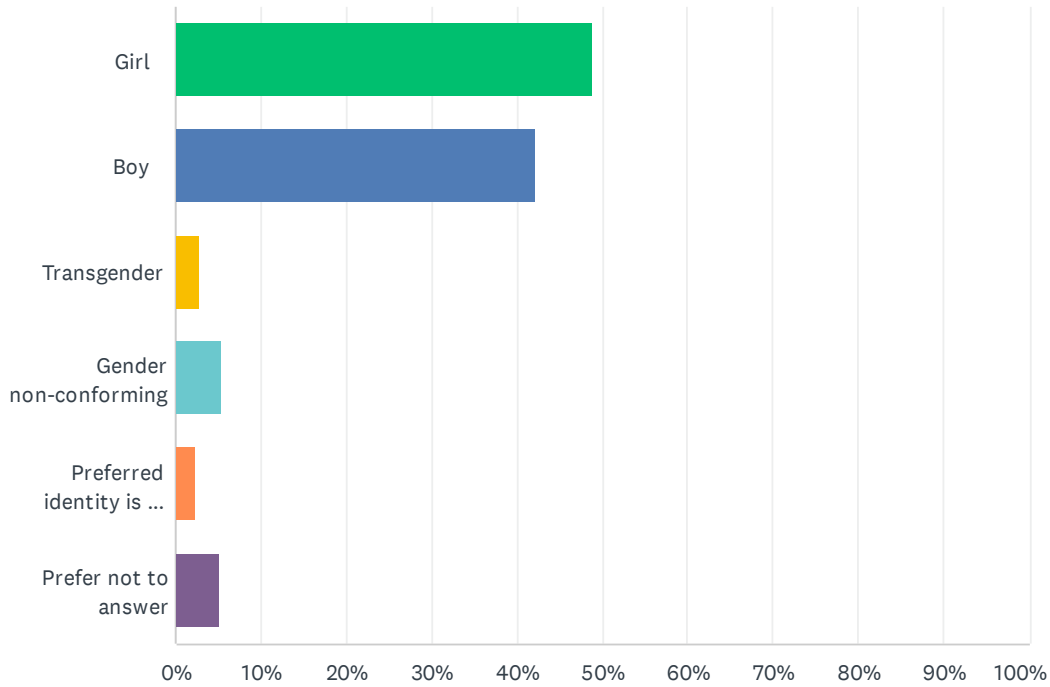
Answered: 708 Skipped: 3



ANSWER CHOICES	RESPONSES	
Male	43.50%	308
Female	50.85%	360
Preferred sex is not listed	2.97%	21
Prefer not to answer	4.52%	32
Total Respondents: 708		

Q31 What is your gender identity?

Answered: 707 Skipped: 4



ANSWER CHOICES	RESPONSES	
Girl	48.80%	345
Boy	42.15%	298
Transgender	2.69%	19
Gender non-conforming	5.23%	37
Preferred identity is not listed	2.26%	16
Prefer not to answer	5.09%	36
Total Respondents: 707		