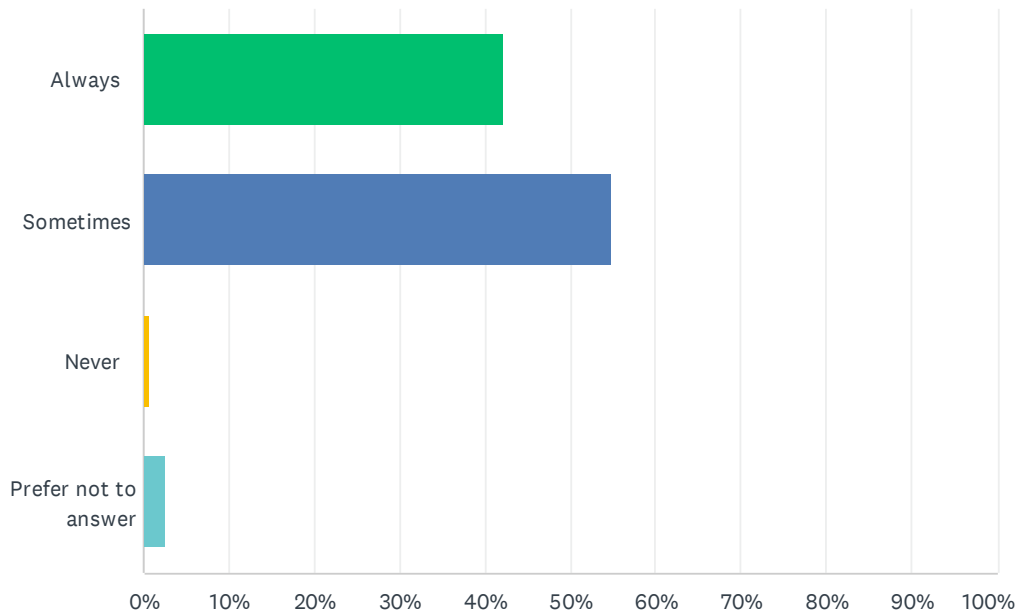


Q1 When I have a problem, I figure out a way to solve it.

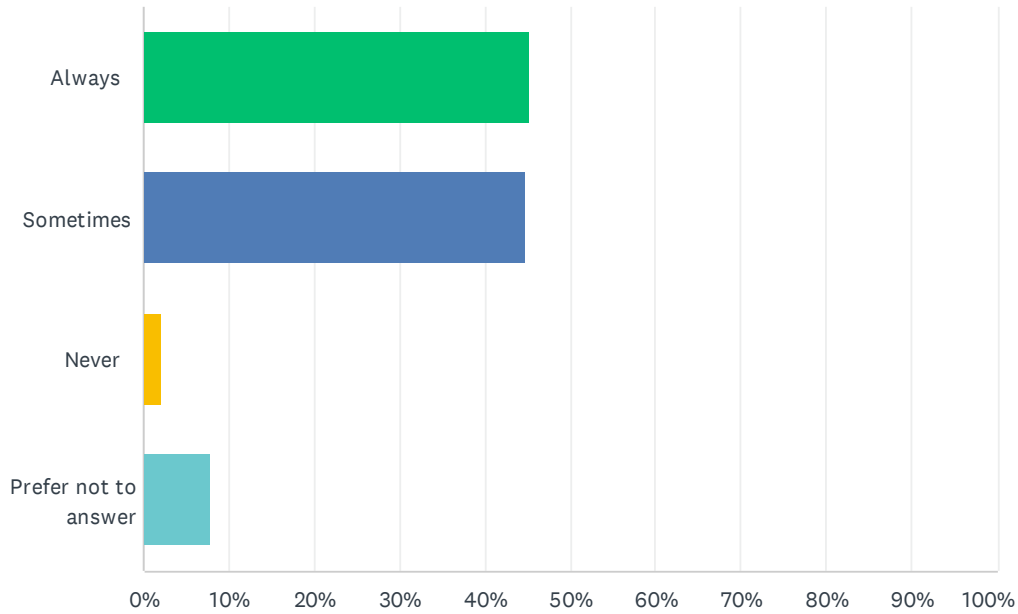
Answered: 839 Skipped: 5



ANSWER CHOICES	RESPONSES	
Always	42.19%	354
Sometimes	54.71%	459
Never	0.60%	5
Prefer not to answer	2.50%	21
TOTAL		839

Q2 I know how to calm down when I get upset.

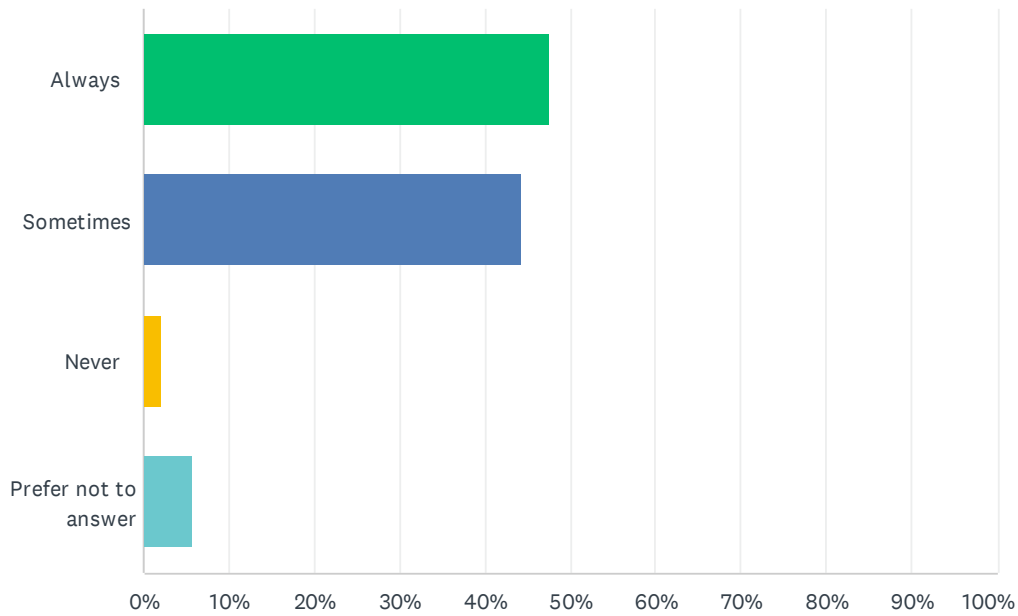
Answered: 840 Skipped: 4



ANSWER CHOICES	RESPONSES	
Always	45.24%	380
Sometimes	44.76%	376
Never	2.14%	18
Prefer not to answer	7.86%	66
TOTAL		840

Q3 When someone disagrees with me, I try to understand their opinion.

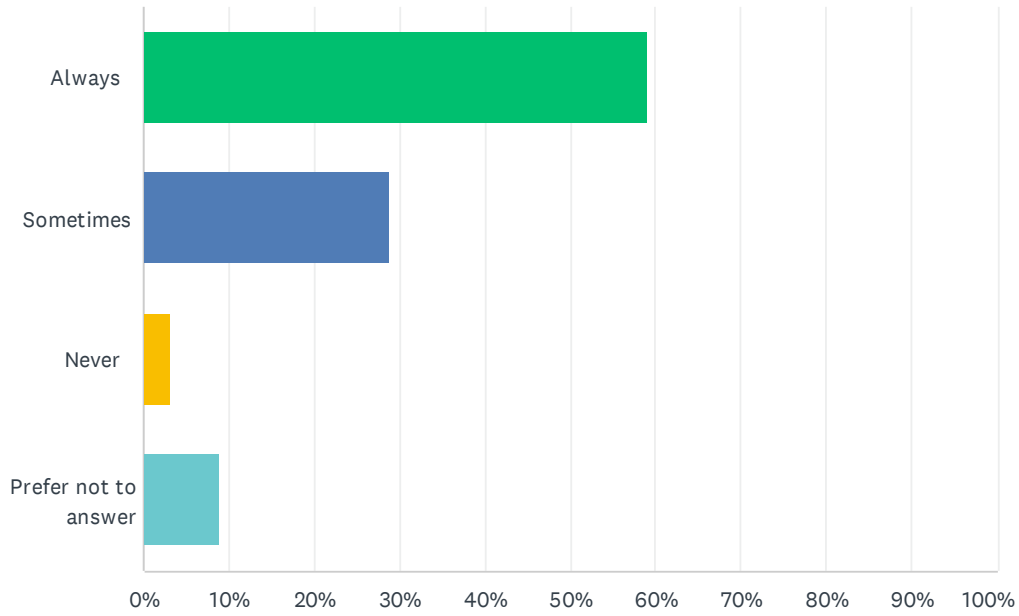
Answered: 840 Skipped: 4



ANSWER CHOICES	RESPONSES	
Always	47.62%	400
Sometimes	44.40%	373
Never	2.14%	18
Prefer not to answer	5.83%	49
TOTAL		840

Q4 I feel like I belong at my school.

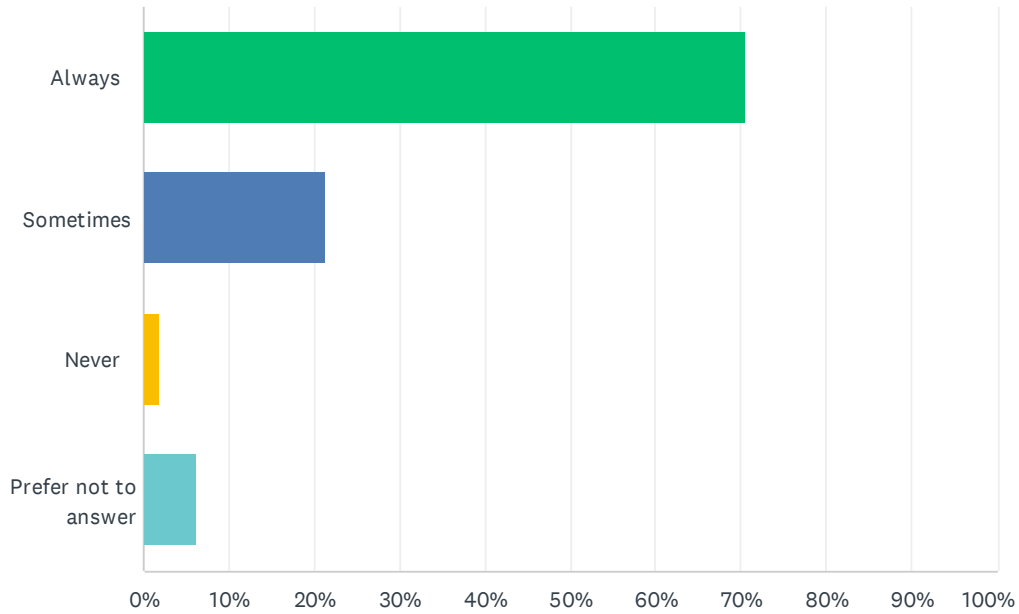
Answered: 840 Skipped: 4



ANSWER CHOICES	RESPONSES	
Always	59.17%	497
Sometimes	28.81%	242
Never	3.10%	26
Prefer not to answer	8.93%	75
TOTAL		840

Q5 I feel safe at my school.

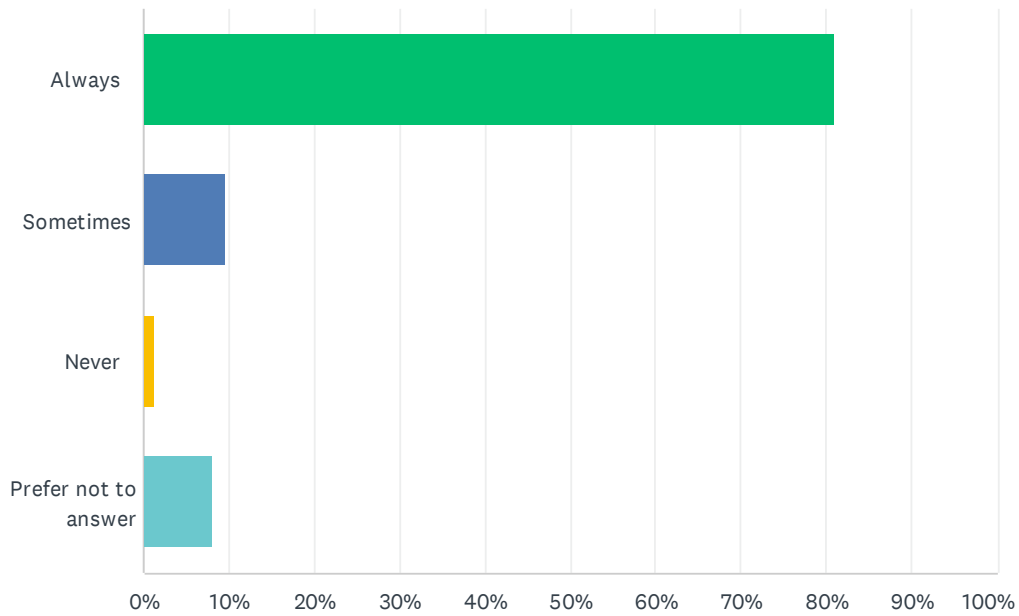
Answered: 839 Skipped: 5



ANSWER CHOICES	RESPONSES	
Always	70.56%	592
Sometimes	21.33%	179
Never	1.91%	16
Prefer not to answer	6.20%	52
TOTAL		839

Q6 My teachers care about me as a person.

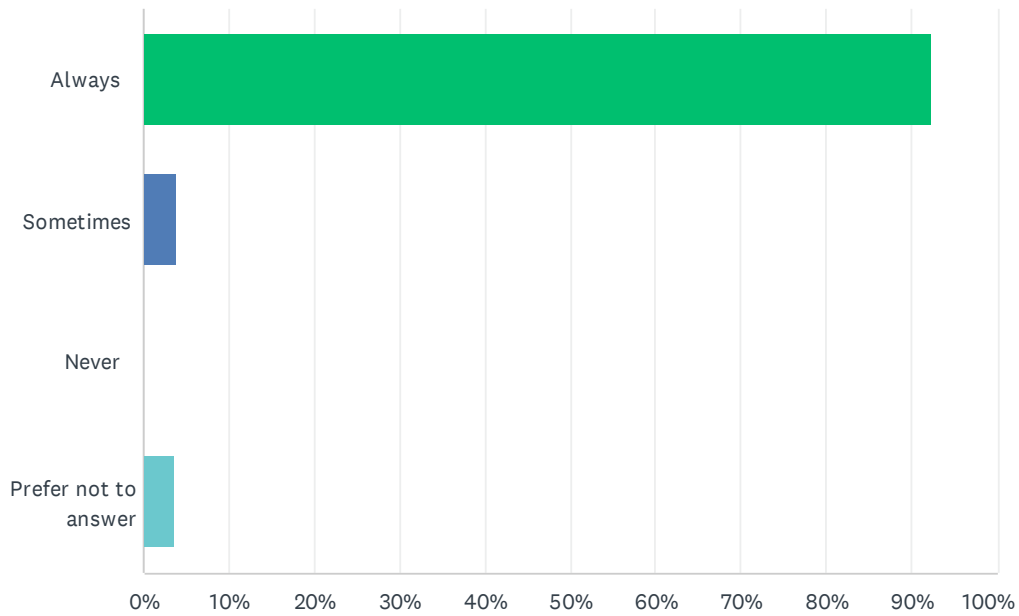
Answered: 840 Skipped: 4



ANSWER CHOICES	RESPONSES	
Always	80.95%	680
Sometimes	9.64%	81
Never	1.31%	11
Prefer not to answer	8.10%	68
TOTAL		840

Q7 My teachers care about my learning.

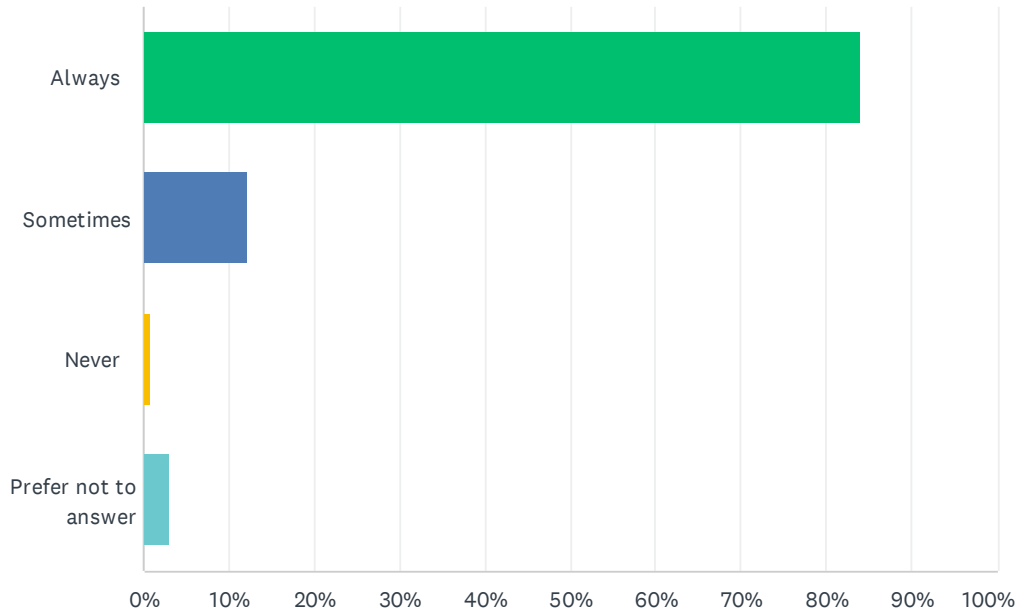
Answered: 840 Skipped: 4



ANSWER CHOICES	RESPONSES	
Always	92.38%	776
Sometimes	3.93%	33
Never	0.00%	0
Prefer not to answer	3.69%	31
TOTAL		840

Q8 My teachers encourage me to work hard.

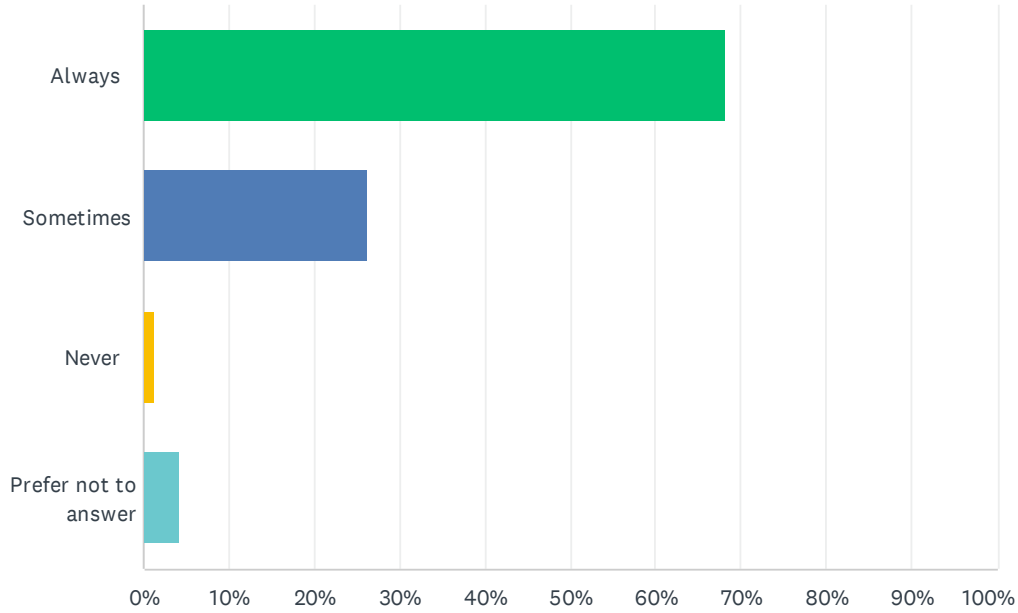
Answered: 836 Skipped: 8



ANSWER CHOICES	RESPONSES	
Always	83.97%	702
Sometimes	12.08%	101
Never	0.96%	8
Prefer not to answer	2.99%	25
TOTAL		836

Q9 My teachers encourage me to ask questions and participate in discussions.

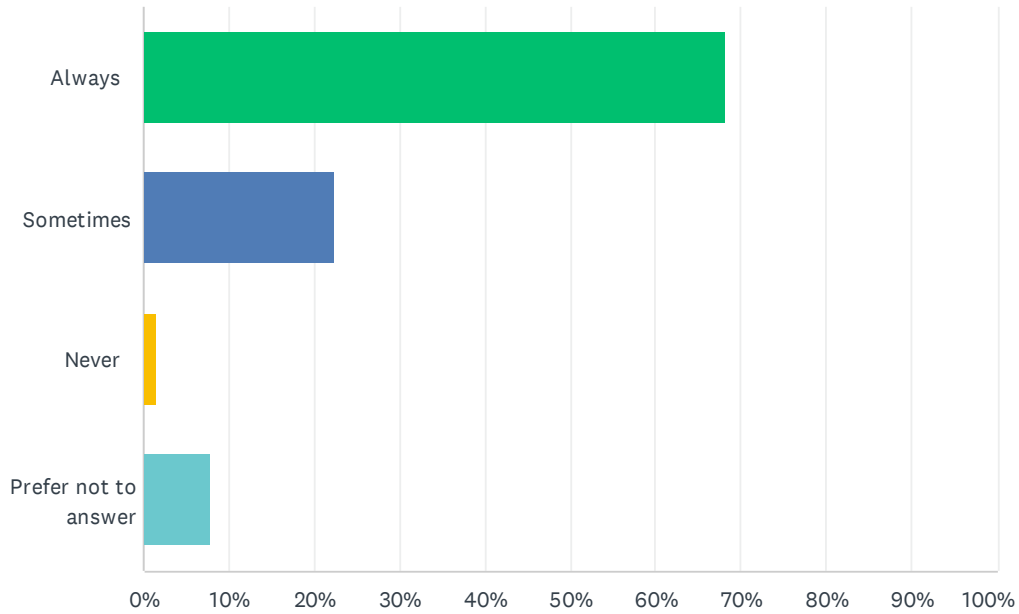
Answered: 839 Skipped: 5



ANSWER CHOICES	RESPONSES	
Always	68.30%	573
Sometimes	26.22%	220
Never	1.31%	11
Prefer not to answer	4.17%	35
TOTAL		839

Q10 My teachers treat students fairly.

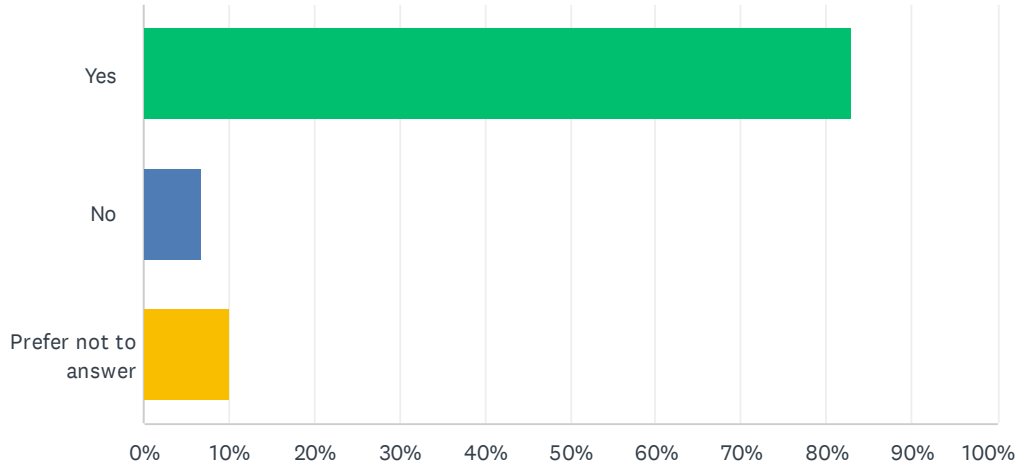
Answered: 839 Skipped: 5



ANSWER CHOICES	RESPONSES	
Always	68.30%	573
Sometimes	22.29%	187
Never	1.55%	13
Prefer not to answer	7.87%	66
TOTAL		839

Q11 There is at least one adult in my school who I trust and can go to for help.

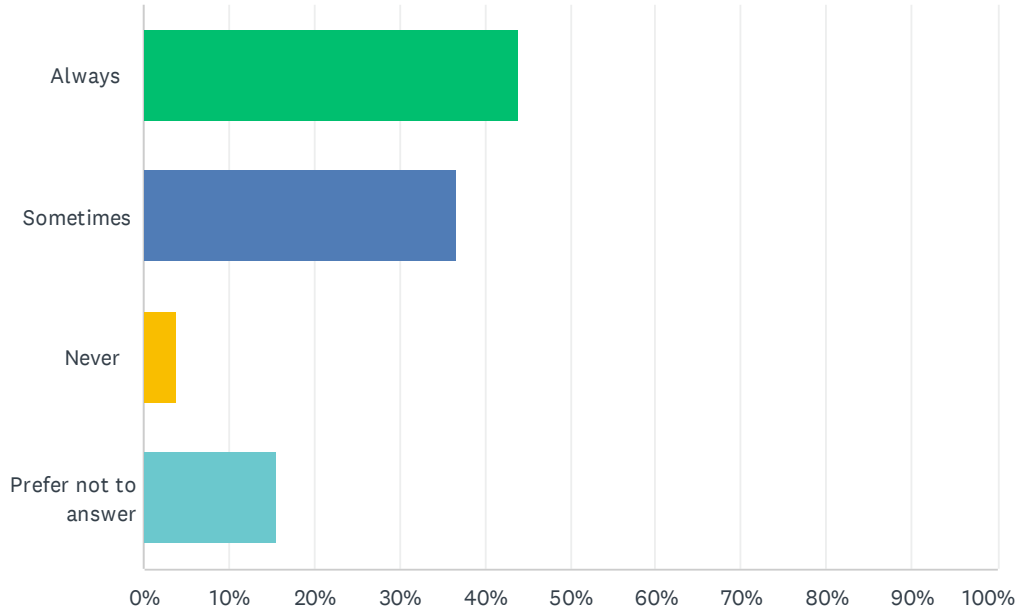
Answered: 840 Skipped: 4



ANSWER CHOICES	RESPONSES	
Yes	82.98%	697
No	6.90%	58
Prefer not to answer	10.12%	85
TOTAL		840

Q12 At my school, there are chances to talk about similarities and differences, for example race, gender, and abilities.

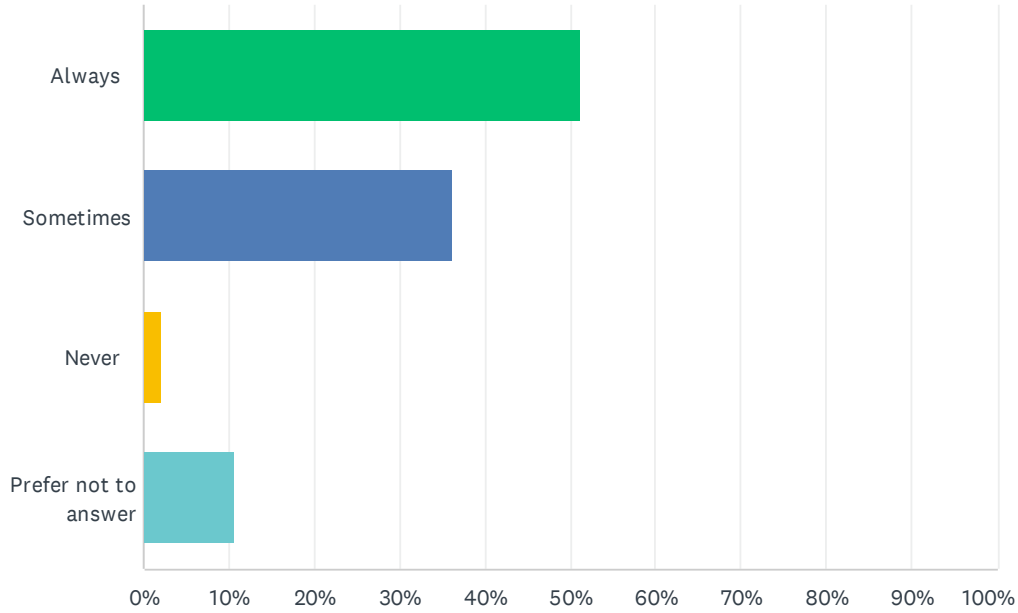
Answered: 837 Skipped: 7



ANSWER CHOICES	RESPONSES	
Always	43.85%	367
Sometimes	36.68%	307
Never	3.94%	33
Prefer not to answer	15.53%	130
TOTAL		837

Q13 I see people of many races, cultures, and backgrounds represented in my classwork.

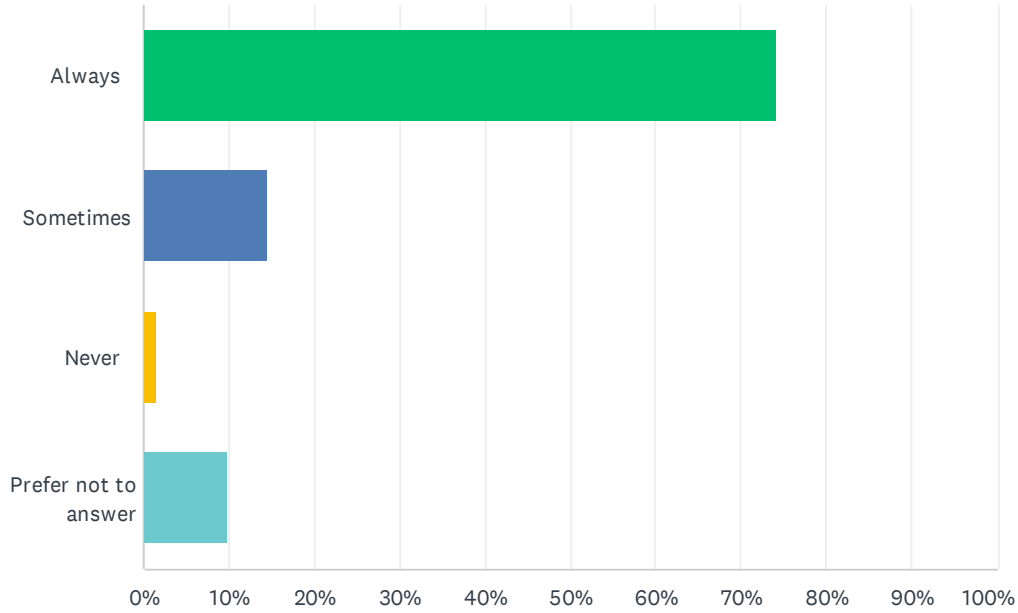
Answered: 839 Skipped: 5



ANSWER CHOICES	RESPONSES	
Always	51.13%	429
Sometimes	36.23%	304
Never	2.03%	17
Prefer not to answer	10.61%	89
TOTAL		839

Q14 My teachers present positive images of people from a variety of races, cultures, and backgrounds.

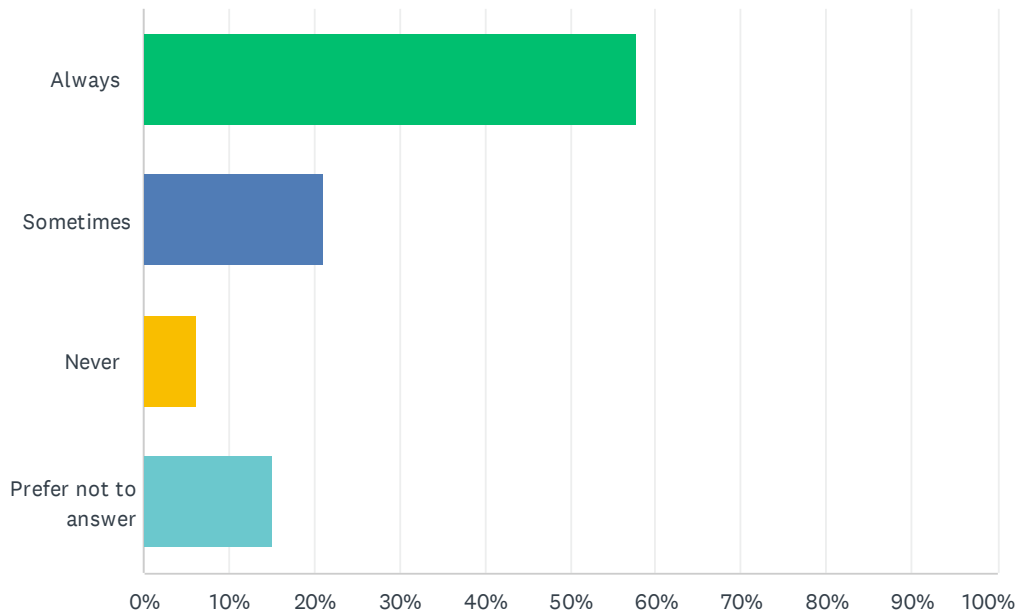
Answered: 836 Skipped: 8



ANSWER CHOICES	RESPONSES	
Always	74.16%	620
Sometimes	14.47%	121
Never	1.56%	13
Prefer not to answer	9.81%	82
TOTAL		836

Q15 My teachers present positive images of people who look like me.

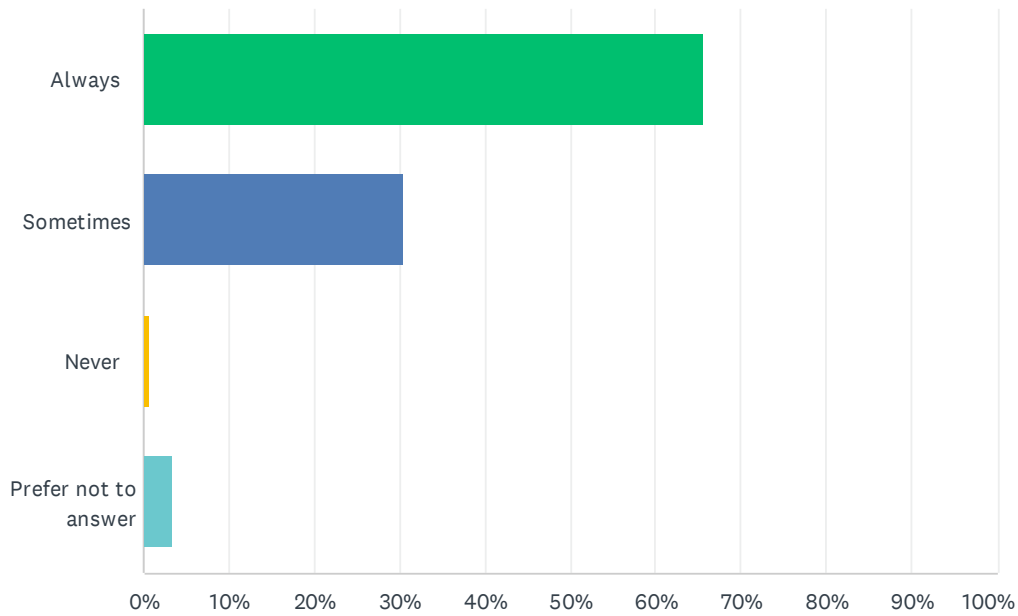
Answered: 838 Skipped: 6



ANSWER CHOICES	RESPONSES	
Always	57.76%	484
Sometimes	21.12%	177
Never	6.09%	51
Prefer not to answer	15.04%	126
TOTAL		838

Q16 The classroom and school rules are made clear to students.

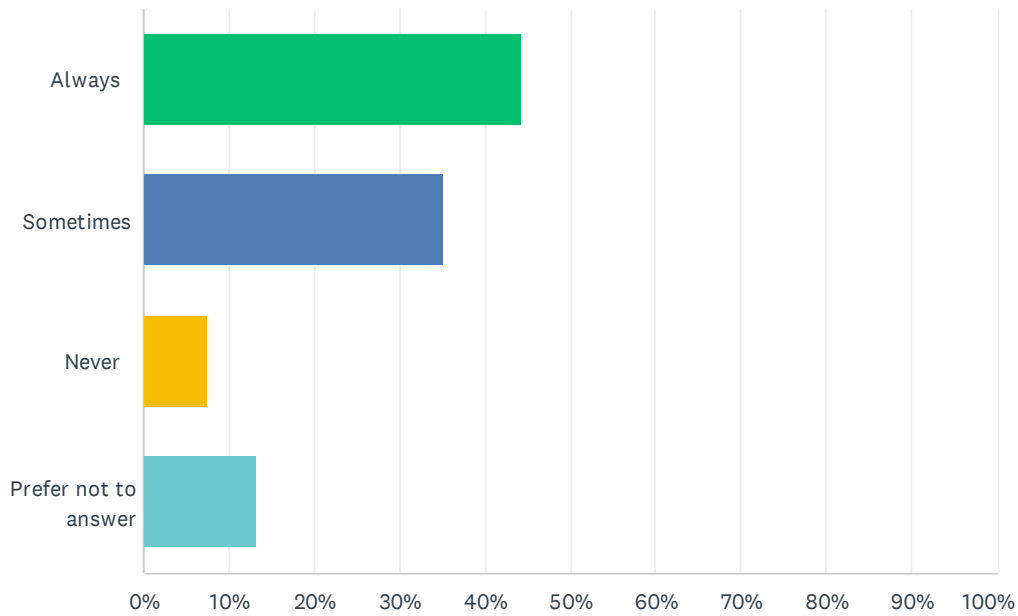
Answered: 841 Skipped: 3



ANSWER CHOICES	RESPONSES
Always	65.64% 552
Sometimes	30.44% 256
Never	0.59% 5
Prefer not to answer	3.33% 28
TOTAL	841

Q17 Students are treated fairly when they break the rules.

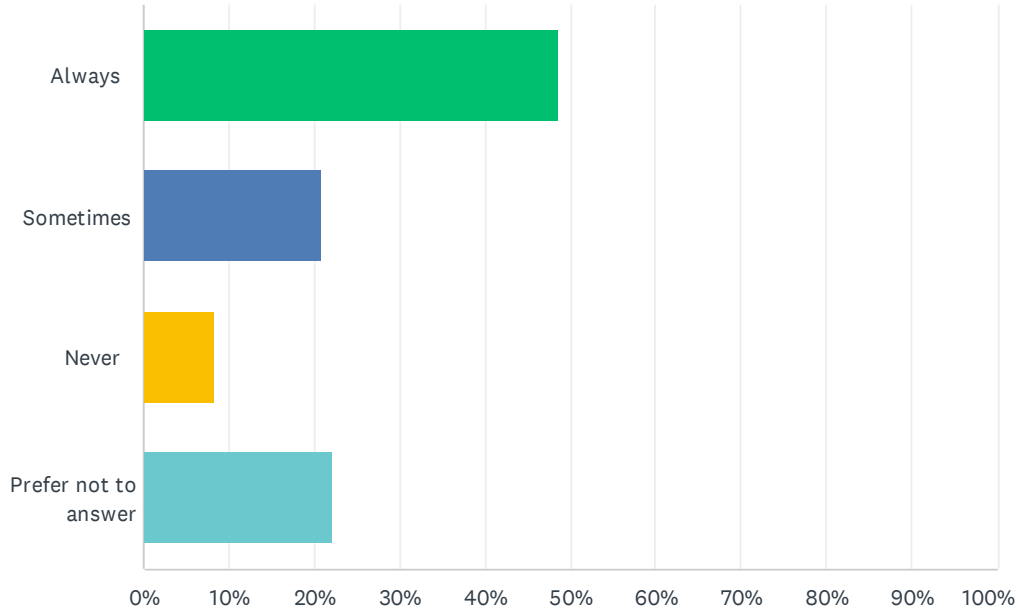
Answered: 840 Skipped: 4



ANSWER CHOICES	RESPONSES	
Always	44.29%	372
Sometimes	35.12%	295
Never	7.38%	62
Prefer not to answer	13.21%	111
TOTAL		840

Q18 If I have a problem or concern about race, culture or gender, I know where to go for help.

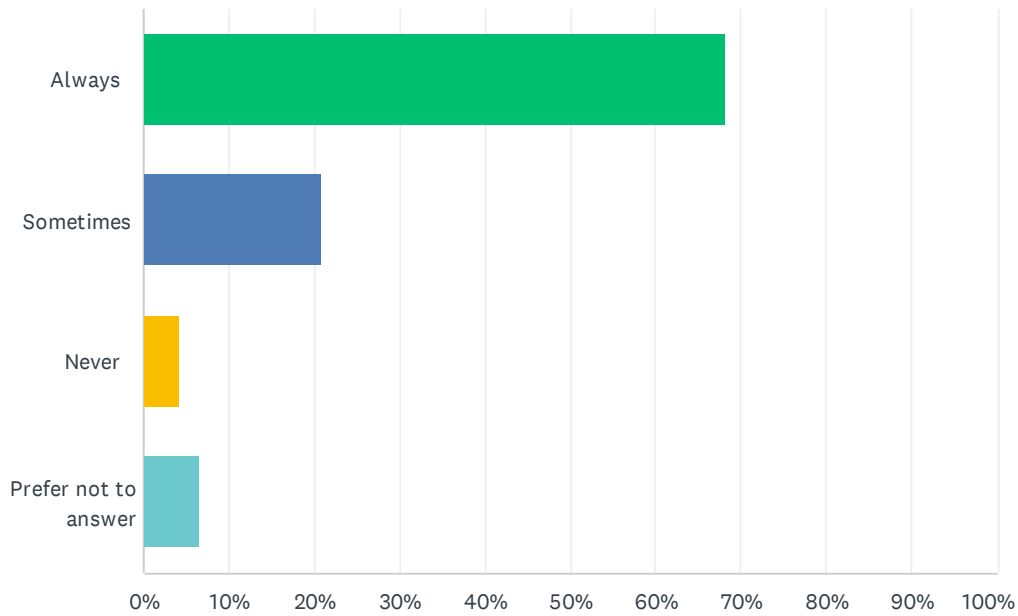
Answered: 842 Skipped: 2



ANSWER CHOICES	RESPONSES
Always	48.57% 409
Sometimes	20.90% 176
Never	8.31% 70
Prefer not to answer	22.21% 187
TOTAL	842

Q19 My school teaches me how to speak-up for the rights of others.

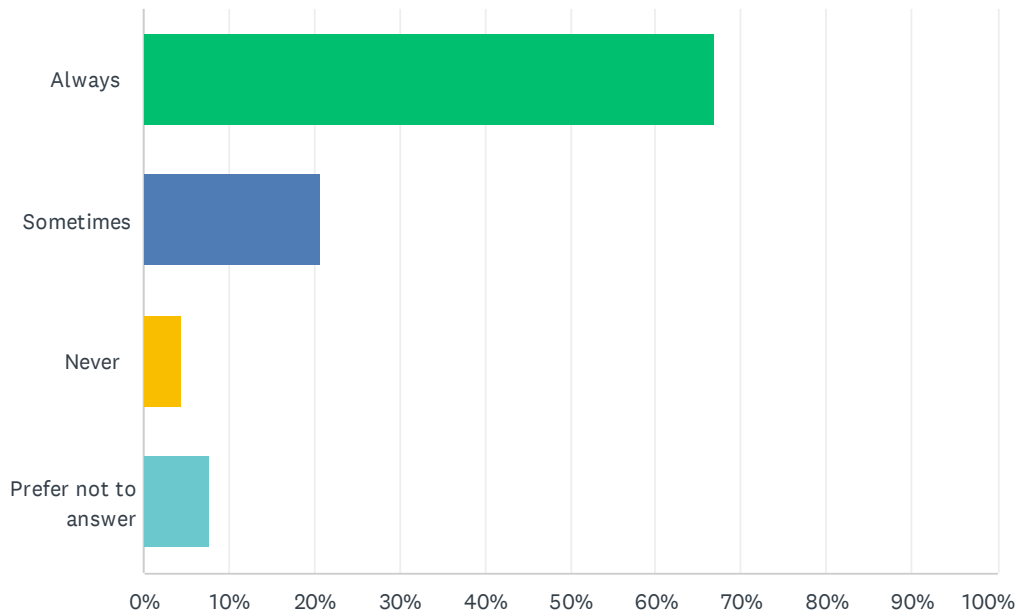
Answered: 840 Skipped: 4



ANSWER CHOICES	RESPONSES	
Always	68.33%	574
Sometimes	20.83%	175
Never	4.17%	35
Prefer not to answer	6.67%	56
TOTAL		840

Q20 My school teaches me how to speak-up for my own rights.

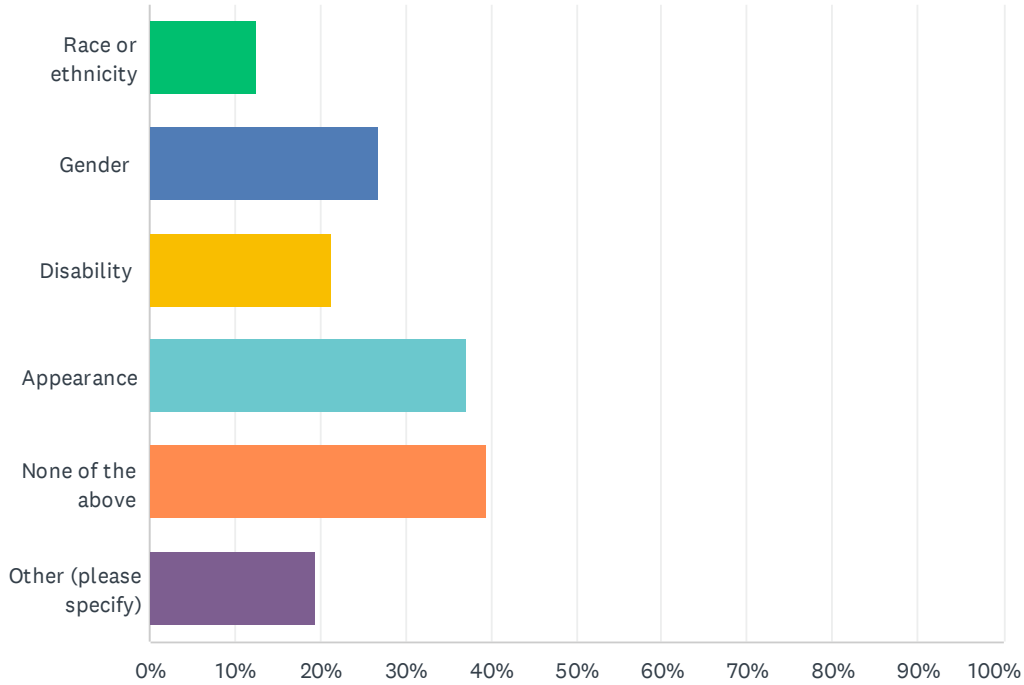
Answered: 840 Skipped: 4



ANSWER CHOICES	RESPONSES	
Always	67.02%	563
Sometimes	20.71%	174
Never	4.52%	38
Prefer not to answer	7.74%	65
TOTAL		840

Q21 At my school, I have seen people being unkind to other students because of their...(check all that apply)

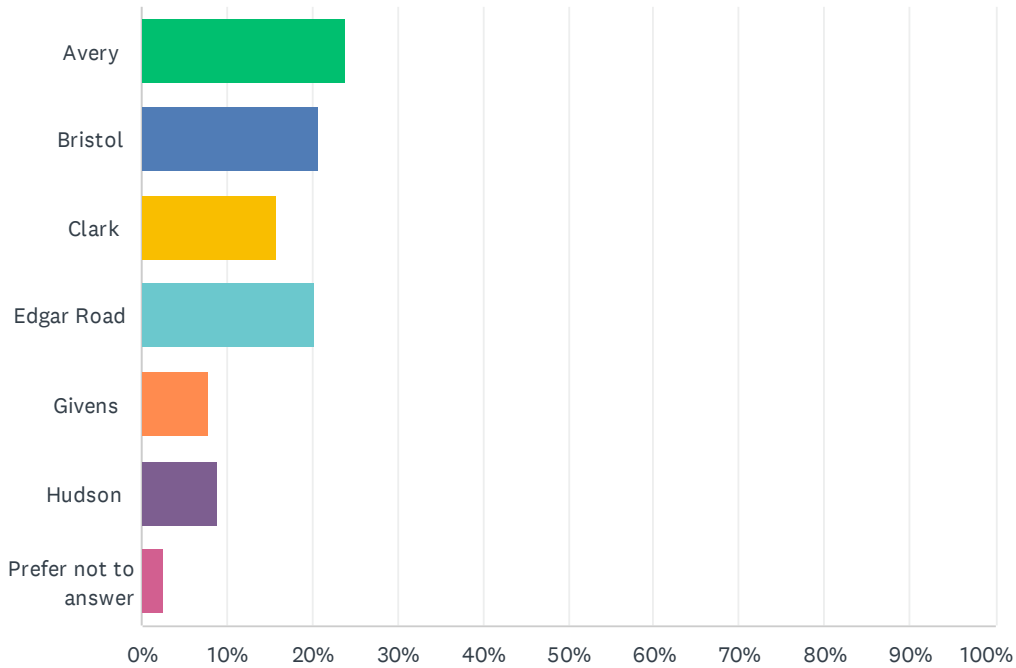
Answered: 831 Skipped: 13



ANSWER CHOICES	RESPONSES	
Race or ethnicity	12.52%	104
Gender	26.96%	224
Disability	21.42%	178
Appearance	37.06%	308
None of the above	39.47%	328
Other (please specify)	19.37%	161
Total Respondents: 831		

Q22 What school do you currently attend?

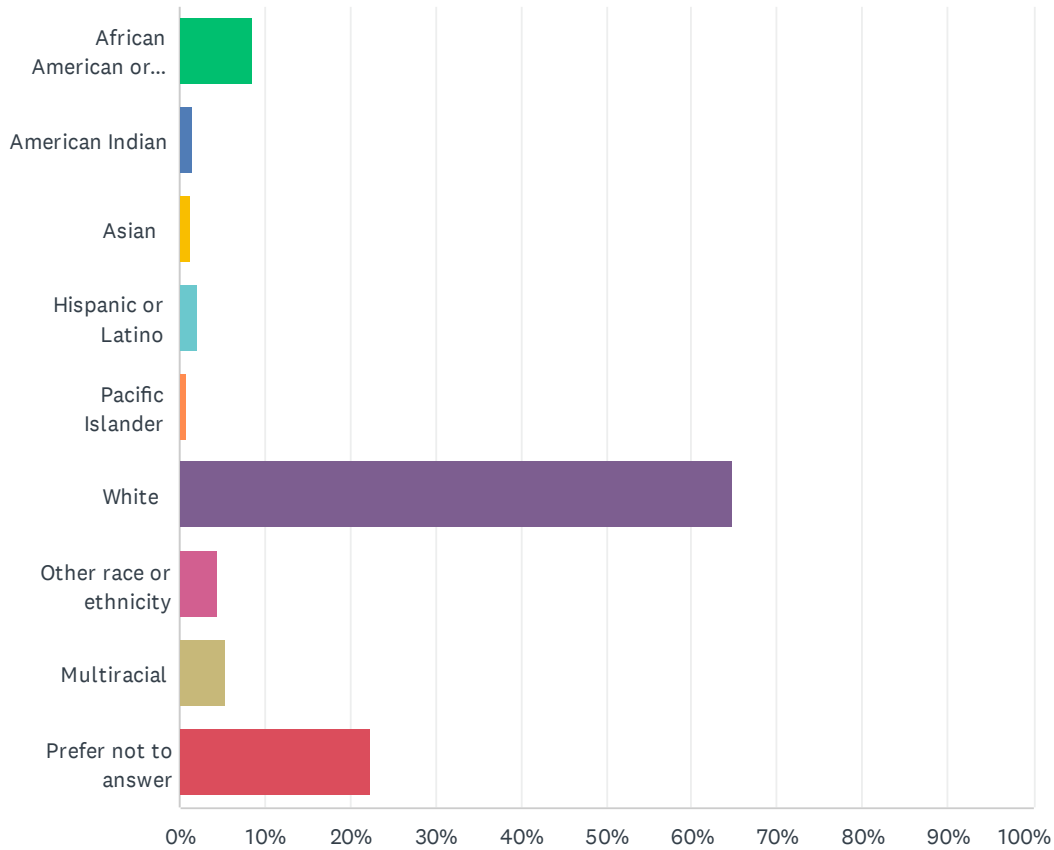
Answered: 840 Skipped: 4



ANSWER CHOICES	RESPONSES	
Avery	23.93%	201
Bristol	20.60%	173
Clark	15.71%	132
Edgar Road	20.24%	170
Givens	7.98%	67
Hudson	9.05%	76
Prefer not to answer	2.50%	21
TOTAL		840

Q23 What is your race or ethnicity (check all that apply)?

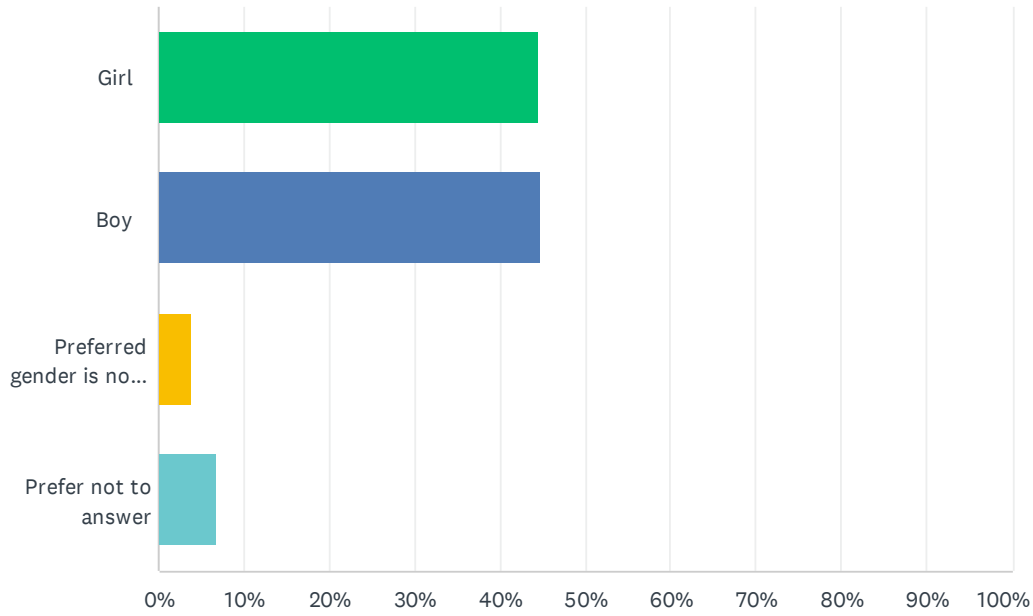
Answered: 841 Skipped: 3



ANSWER CHOICES	RESPONSES
African American or Black	8.44% 71
American Indian	1.55% 13
Asian	1.31% 11
Hispanic or Latino	2.14% 18
Pacific Islander	0.83% 7
White	64.92% 546
Other race or ethnicity	4.40% 37
Multiracial	5.23% 44
Prefer not to answer	22.35% 188
Total Respondents: 841	

Q24 What is your gender?

Answered: 841 Skipped: 3



ANSWER CHOICES	RESPONSES	
Girl	44.47%	374
Boy	44.83%	377
Preferred gender is not listed	3.92%	33
Prefer not to answer	6.78%	57
TOTAL		841