

State of the District

2013 - 2014



- ▶ “The very name **community** means let’s *come together* to recognize the unity. **Come...unity.”**

“We’re all in this together.”

-High School Musical



A stylized graphic featuring the text "find a way..." in a white, serif font. The text is centered within a black rectangular area. This black area is surrounded by a vibrant green background, which is itself enclosed by a thick blue border. The entire composition is set against a white background with some green brushstrokes. In the bottom right corner, there is a signature that reads "Joel Ponder '15".

find a way...

Joel Ponder '15

Student Enrollment

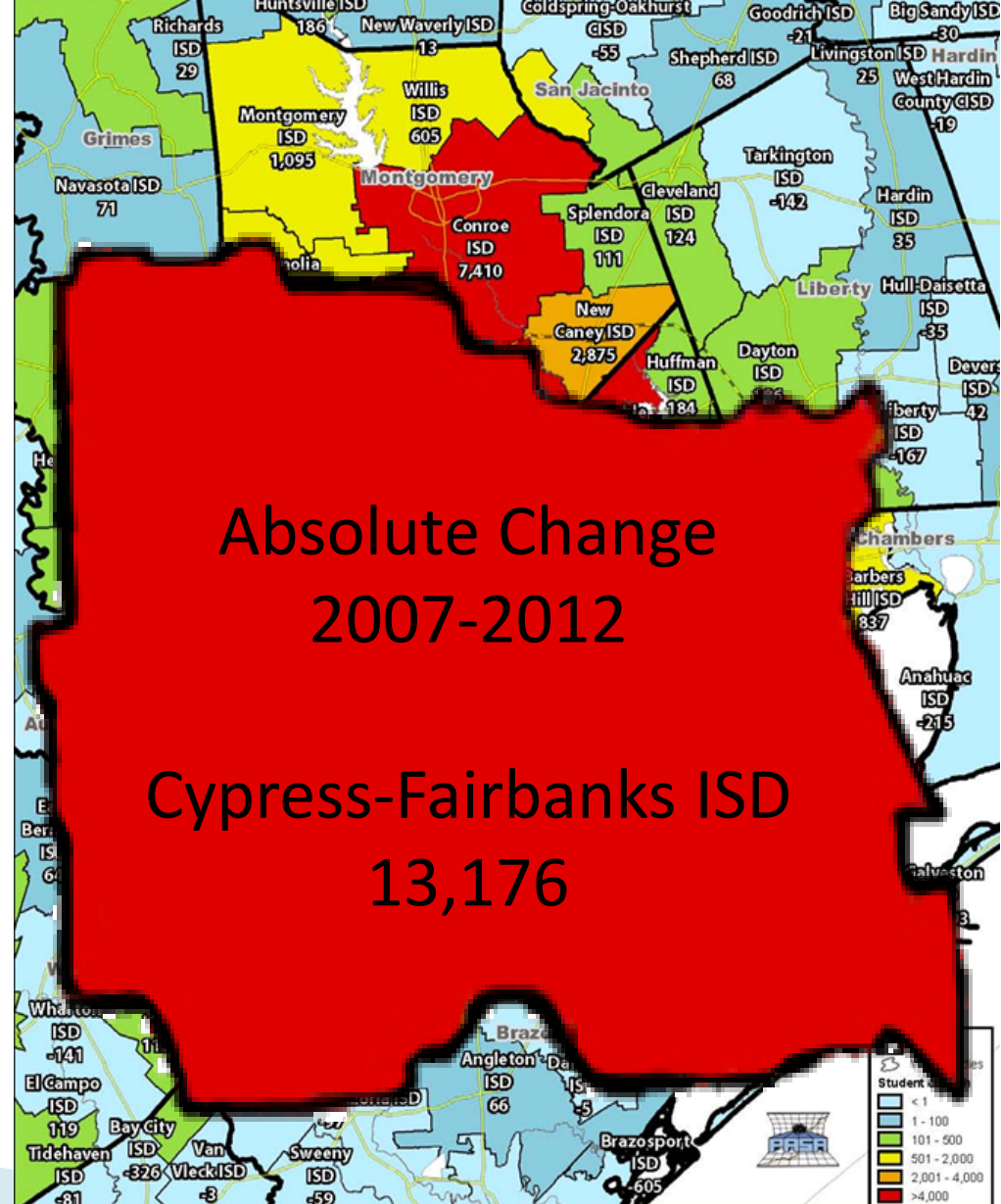
▶ 112,147

Projected 2013-14

▶ Additional 10,781

By 2018

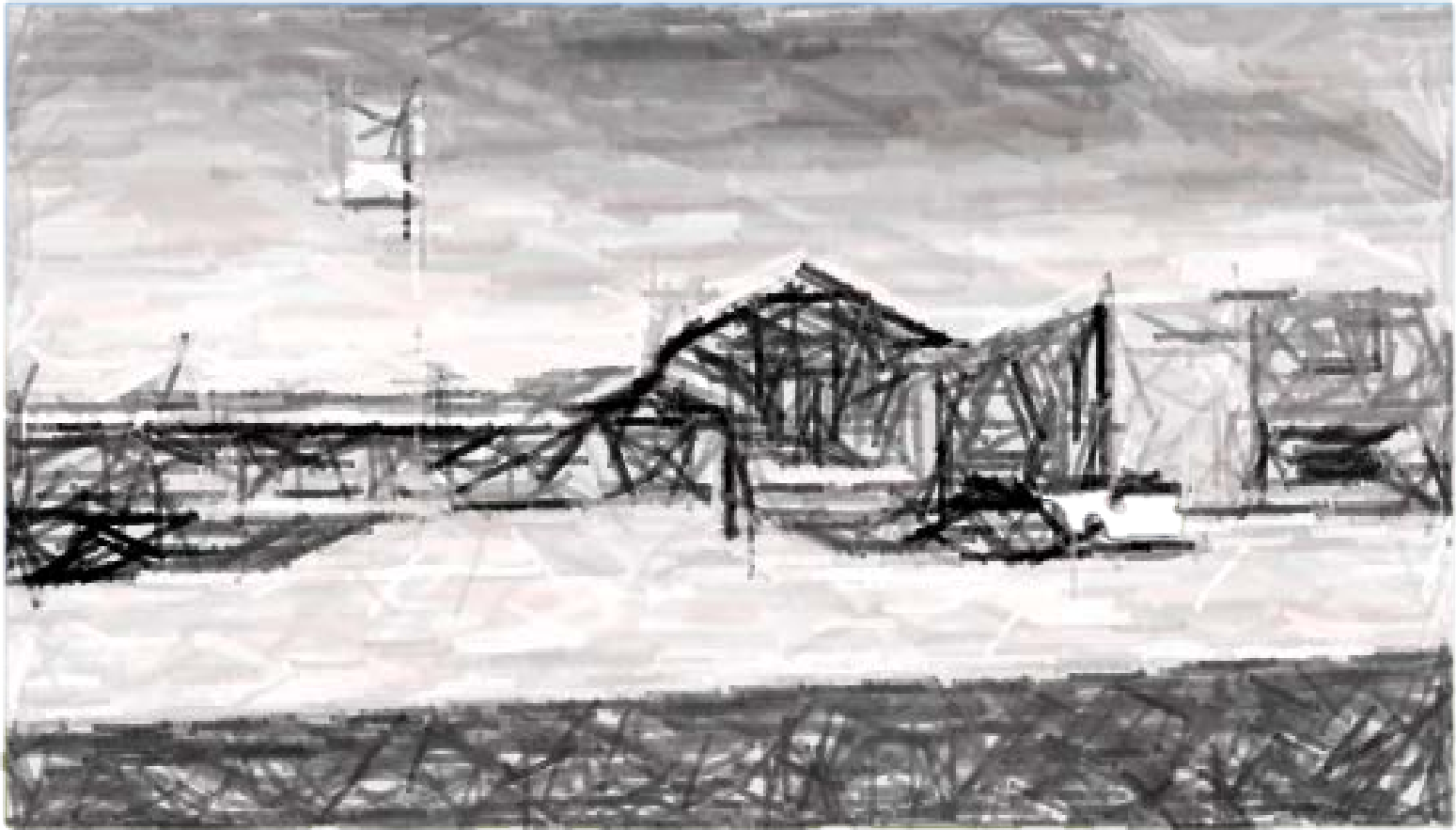
▶ Fastest growth in the past five years



3rd Largest District in Texas



24th Largest in the Nation



Sue Gratehouse Pope Elementary School

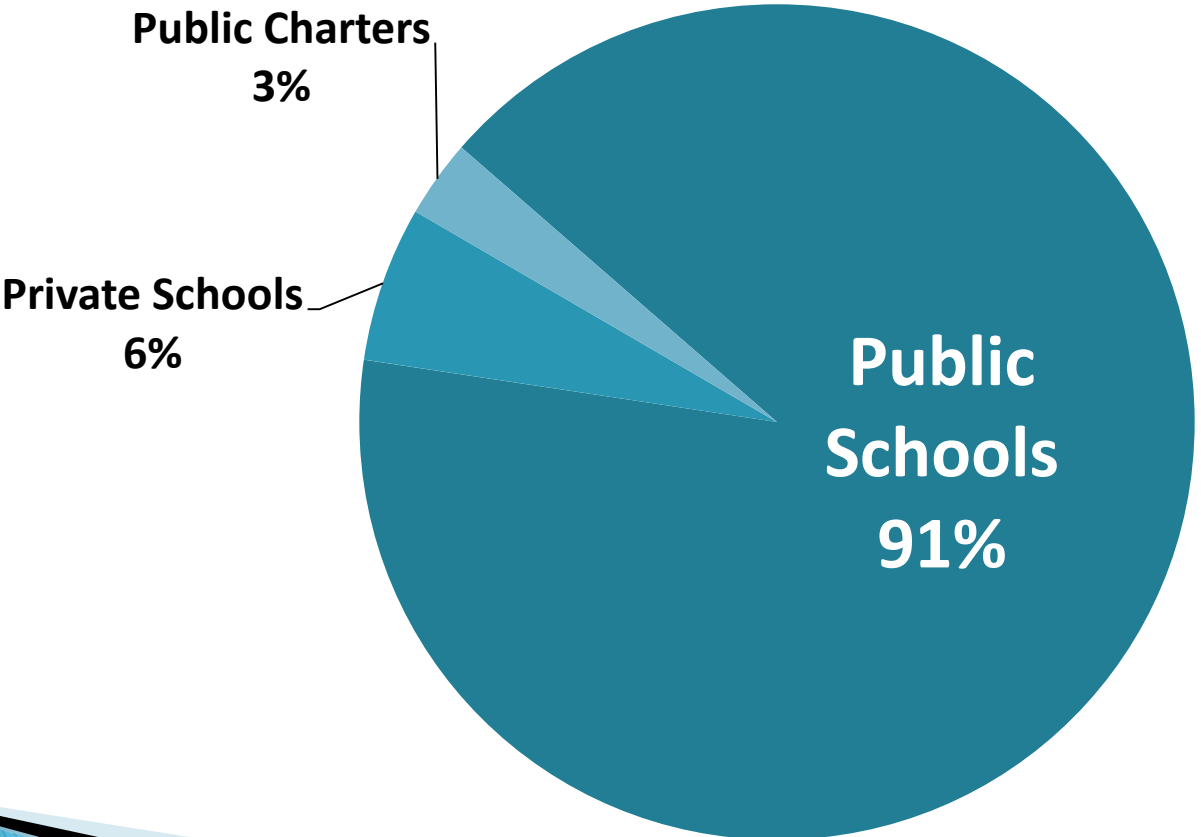
85th campus



David Anthony, Ed.D. Middle School

86th campus

Who Educates 5 million Texas Students?



Private School Enrollment in CFISD

Current Enrollment (2013)	Projected Five Years (2018)
2,158	2,735
1.9%	2.2%

Strength in Diversity

- ▶ Over 100 Languages

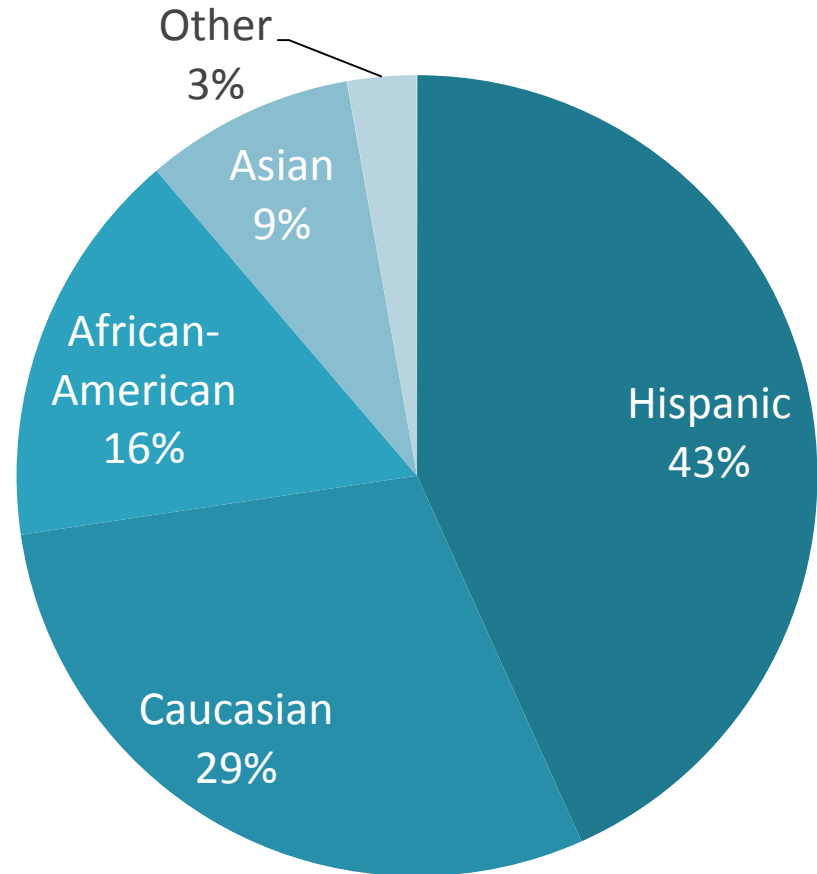
And spoken dialects

- ▶ 50% Population

Economically Disadvantaged

- ▶ 13 New Arrival Centers

Provide English Immersion

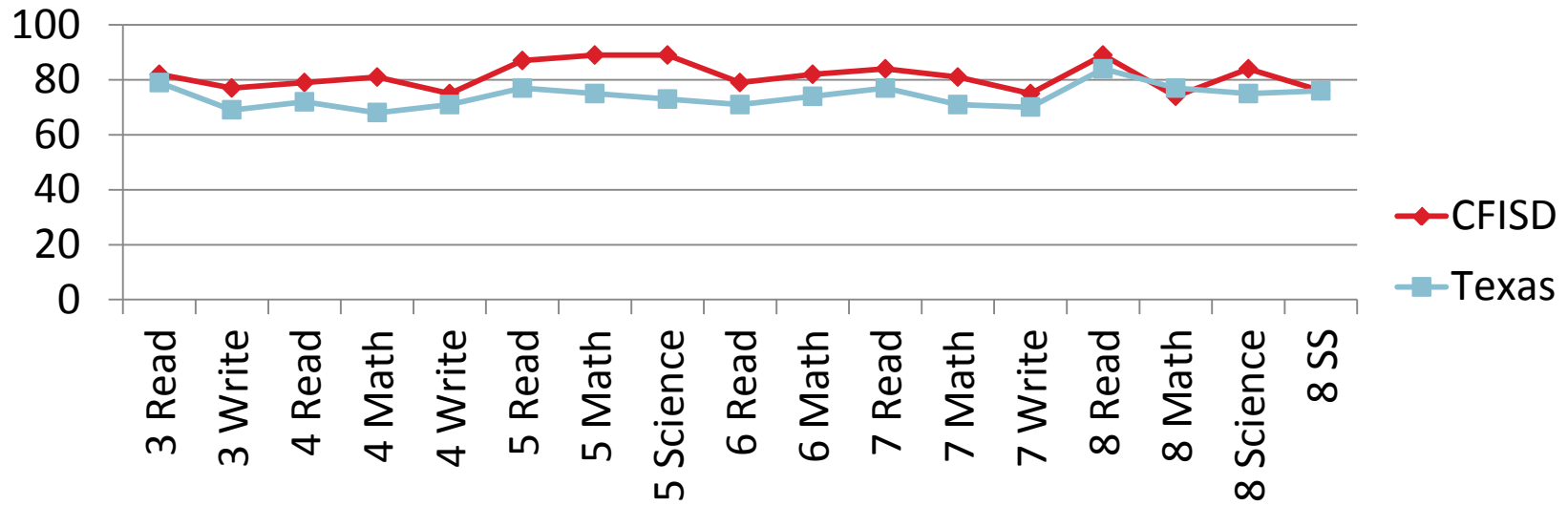


Academic Success

- ▶ Met Standard on 2013 TEA accountability ratings
80 out of 80 campuses
- ▶ The largest district in the state of Texas
to have every campus achieve Met Standard



STAAR Comparison



▶ **Outscored State Averages on STAAR**
In all but one assessment this year

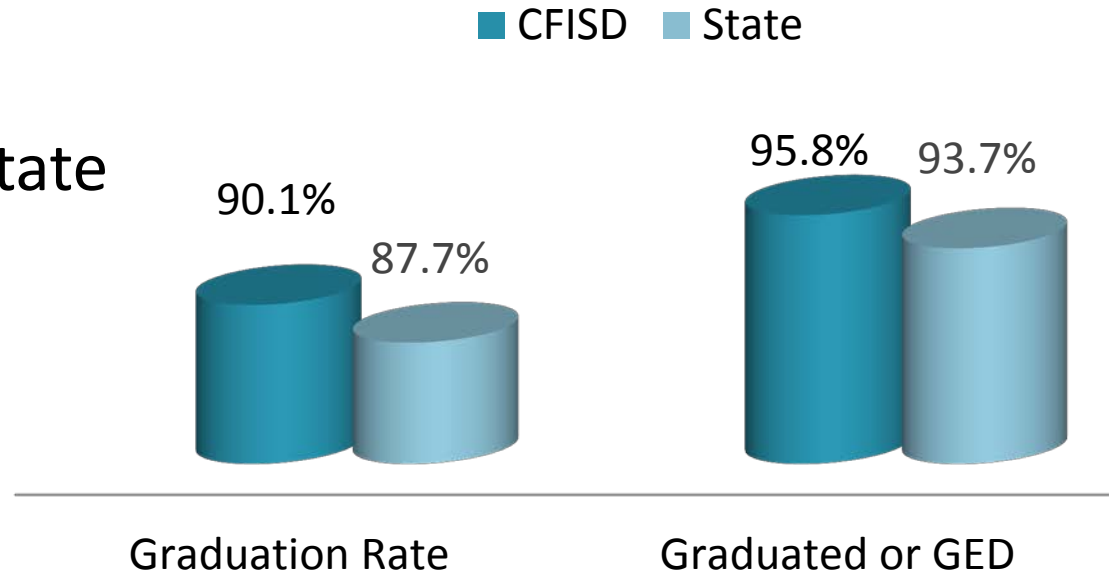
Graduation Rates

- ▶ More than 7,000 graduates

District record in 2013

- ▶ Exceeded the State

By nearly 3%



Dual Credit 2012-2013

College Hours Earned	Course Enrollment
14,686	4,817

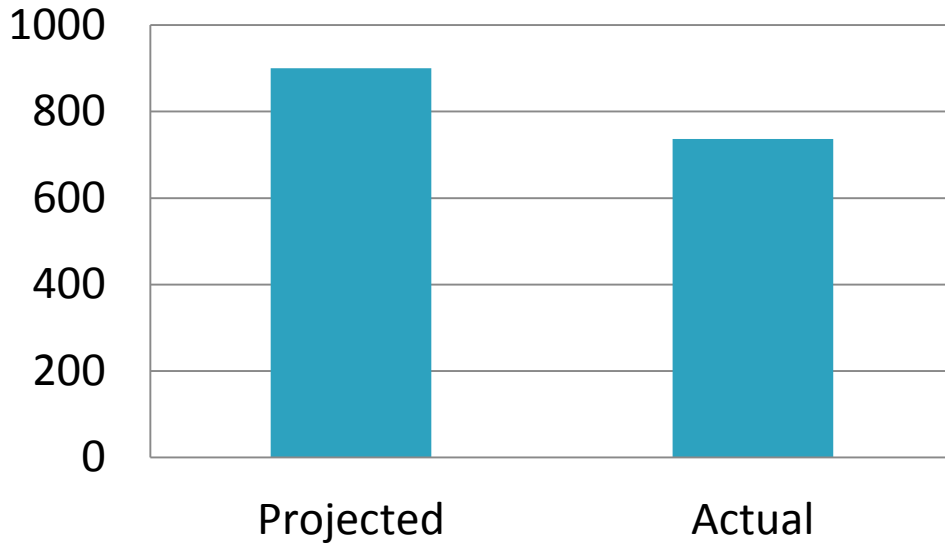
Our partnership with Lone Star College – CyFair continues to thrive, with nearly 5,000 students earning college credit last year.



- ▶ Cypress-Fairbanks ISD is ranked the number one school district in the state by the Educational Resource Group (ERG) for academic and financial performance.

District Spending

ERG Projection	CFISD Actual Spending
\$900 Million	\$736.6 Million



That's a difference of
\$163.4 Million



4 Fourth
Year
Award

Texas Comptroller
Leadership Circle
Gold Member

Revenues 2013-2014

Source	Proposed Budget	Percentage
Tax Revenues	\$ 344,300,078	44.3 %
State Revenues	\$ 381,957,456	49.2 %
Misc./Federal	\$ 50,425,000	6.5 %
Total	\$ 776,682,534	100.0 %

Expenditures 2013-2014

Object	Proposed Budget	Percentage
Payroll Costs	\$ 674,255,717	88.81 %
Contracted Services	\$ 40,953,668	5.27 %
Supplies & Materials	\$ 27,109,658	3.49 %
Other Operating	\$ 27,294,136	3.51 %
Debt Services	\$ 250,000	0.03 %
Capital Overlay	\$ 6,819,355	0.88 %
Total	\$ 776,682,534	100.00 %

Proposed Tax Rates 2013-2014

M&O	\$ 1.04
I&S	\$ 0.41
Total	\$1.45

Pending Board approval, our 2013-2014 Tax Rate is expected to remain unchanged at \$1.45 per \$100 of property valuation.

Tax Exemptions on \$200k Home

- ▶ No Exemption
- ▶ \$2,900 annual taxes
- ▶ State Exemption
- ▶ \$2,683 annual taxes
- ▶ CFISD Exemption
- ▶ \$2,103 annual taxes
- ▶ CFISD Taxpayers
- ▶ **\$798 annual savings**



A stylized graphic featuring the text "find a way..." in a white, serif font, centered within a black rectangular box. This box is set against a vibrant green background that is framed by a thick blue border with a black outline. The entire composition is surrounded by a rough, painterly green wash. In the bottom right corner, there is a handwritten signature and the year "2015".

find a way...

Joel Ponder 15




CY-FAIR

EDUCATIONAL FOUNDATION

INVESTING IN THE FUTURE

Cy-Fair Community

- ▶ 2,590 business partners – and counting
 - ▶ 18,990 volunteers logged 403,655 hours of service
Valued at \$ 9,110,719
 - ▶ Success of our Adopt-a-School program
We've gone from 34 to 45 schools in the last 3 years
- 

The Economic Impact of CFISD

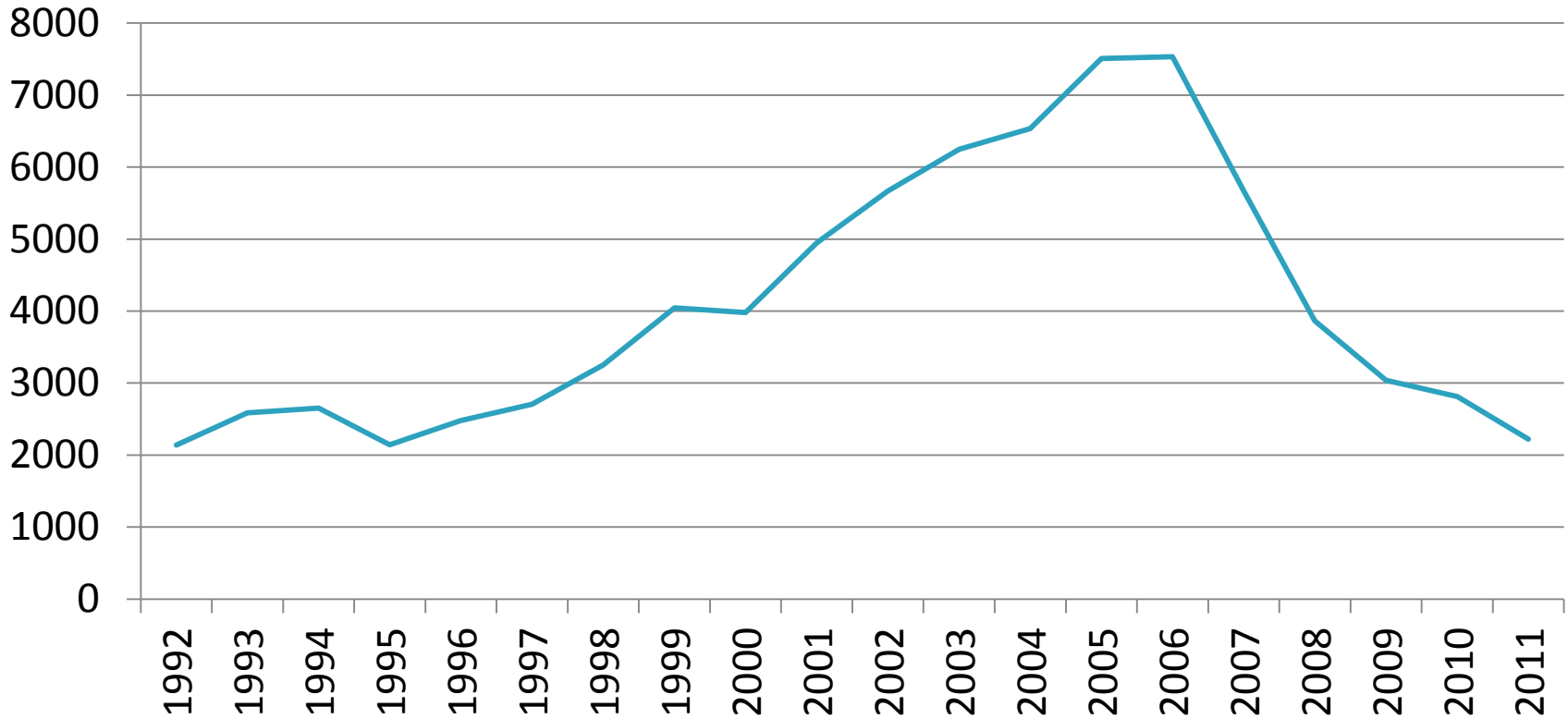
- ▶ “The school district is what closes the deal.”



Leslie Martone
Cy-Fair Houston Chamber of Commerce

CY-FAIR HOUSTON
Chamber of Commerce

New Home Closings in Cy-Fair 1992 - 2011



Projected New Housing Occupancies

Years	Single Family	Multi-Family	Total New Homes
2013 – 2017	10,445	3,762	14,207
2017 – 2022	14,136	5,034	19,170
2013 - 2022	24,581	8,796	33,377

Newer developments like Bridgeland, Towne Lake, Cypress Creek Lakes and Canyon Lakes West will account for more than one-third of these occupancies alone.

The CFISD Competitive Advantage


- ▶ High passage rate on state assessments

- ▶ Highly educated population

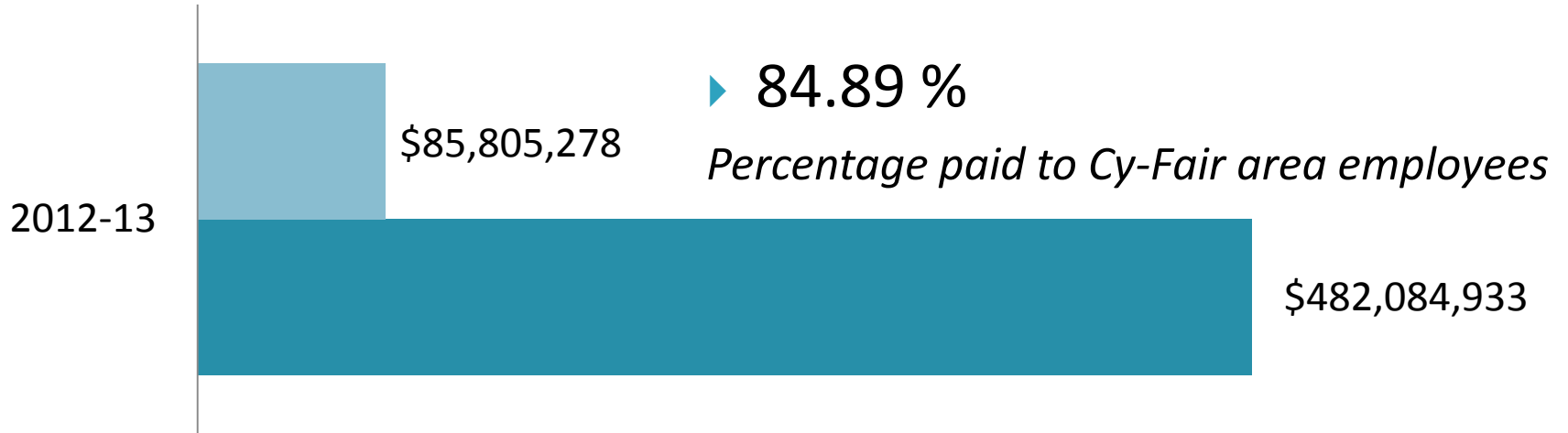
34% have a bachelor's degree

- ▶ High median income level

\$ 64,743



CFISD is an Economic Stimulator



- Total Employees' Salaries Outside Cy-Fair
- Total Employees' Salaries Living in Cy-Fair

▶ “If a nation expects to be **ignorant** and **free**, in a state of civilization, it expects what *never was* and *never will be*.”

▶ Thomas Jefferson



A stylized graphic featuring the text "find a way..." in a white, serif font, centered within a black rectangular box. This box is set against a vibrant green background that is framed by a thick blue border with a black outline. The entire composition is surrounded by a rough, painterly green wash. In the bottom right corner, there is a handwritten signature and the year "2015".

find a way...

Joel Ponder 15

▶ “An *educated* citizenry is a *vital* requisite for our **survival** as a **free** people”

▶ Thomas Jefferson



A stylized graphic featuring the text "find a way..." in a white, serif font. The text is centered within a black rectangular box. This box is set against a vibrant green background that is framed by a thick blue border. The entire composition is surrounded by a rough, hand-painted green border. In the bottom right corner, there is a handwritten signature and the year "2015".

find a way...

Joel Ponder 15