

**REVIEW OF ATTENDANCE BOUNDARY  
PROPOSAL WITH COMMUNITY INPUT  
BOARD WORK SESSION  
DECEMBER 8, 2022**

# Attendance Boundary Proposal Priorities

- Establish attendance boundary for Elementary School #58 (scheduled to open August 2023)
- Establish attendance boundary for Middle School #20 (scheduled to open August 2023)
- Establish attendance boundary for Elementary School #59 (scheduled to open August 2024)
- Provide enrollment relief to identified campuses
- Maximize under-utilized campuses
- Align feeder patterns due to boundary changes

# District Boundary Committee

LaTisha Bard	Director, Curriculum & Instruction, Elementary
Christina Cole	Assistant Superintendent, School Leadership
Kim Coleman	Assistant Director, Transportation
Kristi Giron	Director, General Administration
Sarah Harty	Assistant Superintendent, School Leadership
Kenneth Henry	Assistant Superintendent, School Leadership
Cheryll Hill	Assistant Director, Transportation
Teresa Hull	Chief of Staff
Laura Lawless	Assistant Director, Boundaries, Projections & Planning
Barbara Levandoski	Assistant Superintendent, Educational Support Services
Sheri McCaig	Assistant Superintendent, School Leadership
Ify Ogwumike	Assistant Superintendent, Student Services
Deshana Ricks	Routing Coordinator, Transportation
Kathryn Sanders	Director, Federal Programs & Grants
Johnna Simpson-Butler	Director, Student Services, Admissions, Attendance & Transfers
Kayne Smith	Director, Transportation
Maria Trejo	Director, Curriculum & Instruction for Special Populations
Raymond Zepeda	Director, Athletics

# Attendance Boundary Timeline

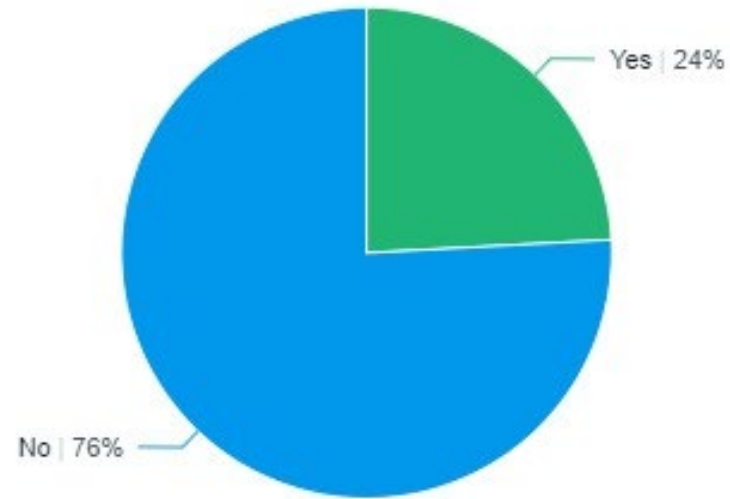
Date	Time	Location	Activity
Monday, November 14, 2022	6:00 p.m.	Board Room	Board Meeting / Agenda Comments
Thursday, December 8, 2022	6:00 p.m.	Board Room	Board Work Session Review of community and Board Input / Agenda Comments
Monday, December 12, 2022	6:00 p.m.	Board Room	Board Meeting / Agenda Comments
Monday, January 9, 2023	6:00 p.m.	Board Room	Board Work Session Review of community and Board Input Present final attendance boundary recommendation / Agenda Comments
Thursday, January 12, 2023	6:00 p.m.	Board Room	Board of Trustees approves final attendance boundaries / Agenda Comments
Friday, January 13, 2023			Approved attendance boundaries posted to the District website

# Attendance Boundary Considerations

- Enrollment projections
- School capacities
- Community/neighborhoods
- Minimize changes
- Campus feeder systems
- Location of thoroughfares, creeks, easements and other structures
- Geographical proximity of students to schools
- Input from community

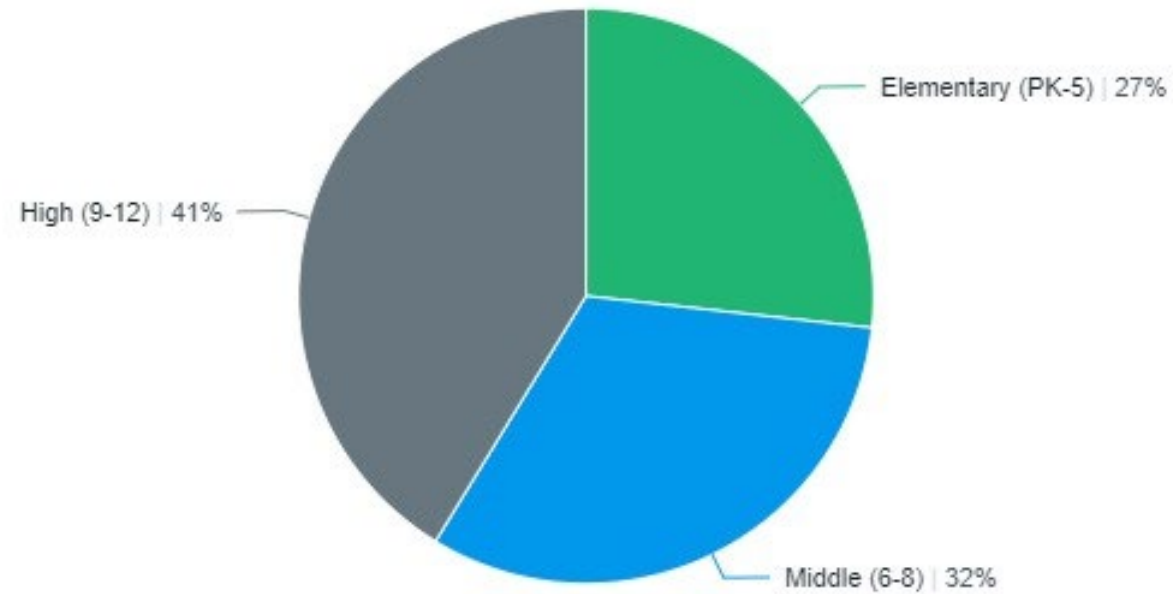
# Feedback Submissions

Do you agree with the proposed boundary changes? ¿Está usted de acuerdo con los cambios de límites propuestos?



# Feedback Submissions by Level

Which level do you wish to provide feedback on? ¿Sobre qué nivel desea dar su opinión?

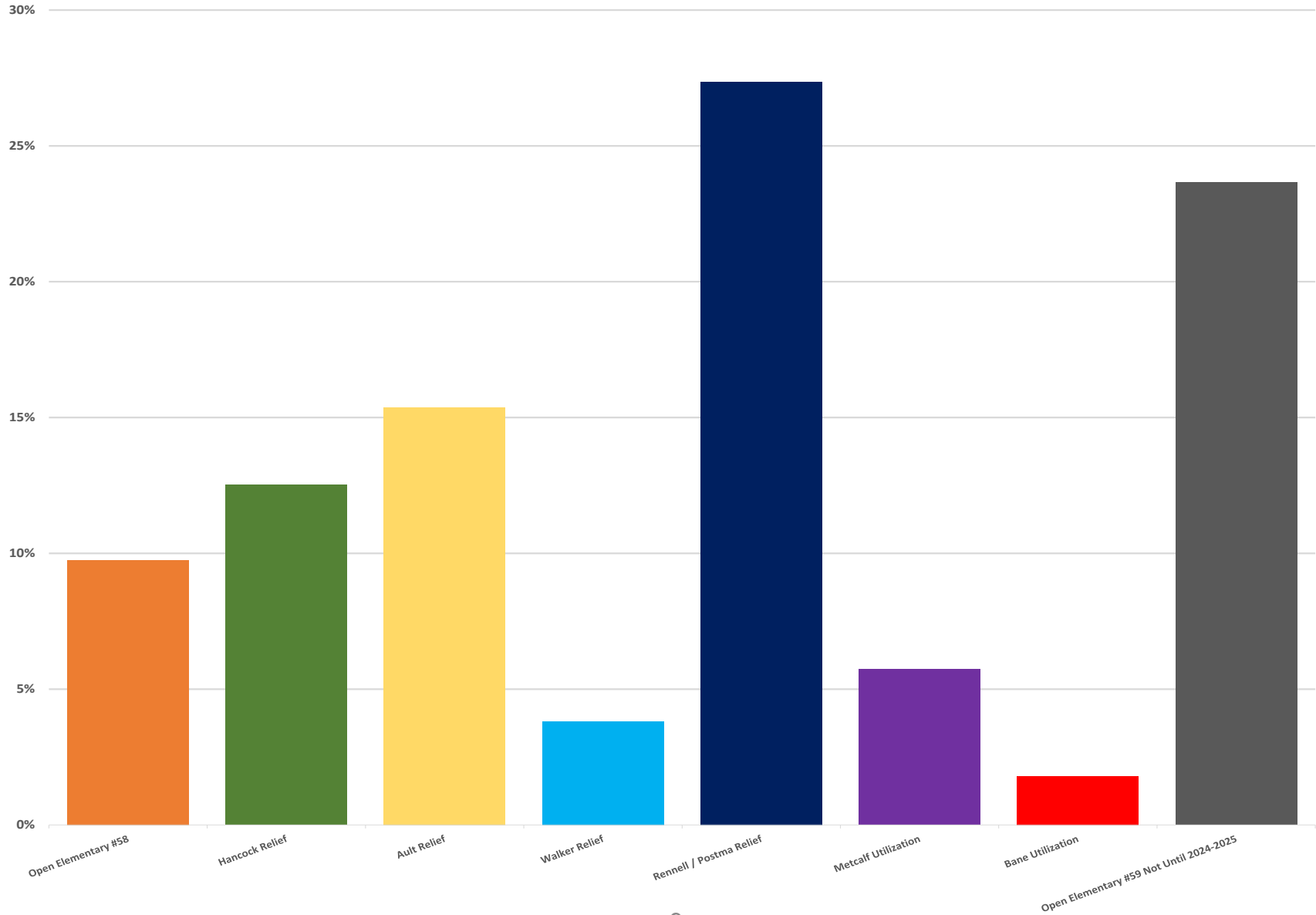


# Feedback Submissions by Grade





# Elementary School Feedback Submissions Aggregated by Category



# Attendance Boundary Clarifications

- **HIGH SCHOOL:** If you are currently attending high school, and you live in an area that we have included as part of our boundary proposal, you may remain at the current high school and receive transportation.
- **ELEMENTARY/MIDDLE SCHOOL:** If you are in the 4<sup>th</sup> grade or the 7<sup>th</sup> grade, and you live in an area that we have proposed to be rezoned, you may remain at the current school, but you must provide your own transportation.

# Option to Populate Elementary #58

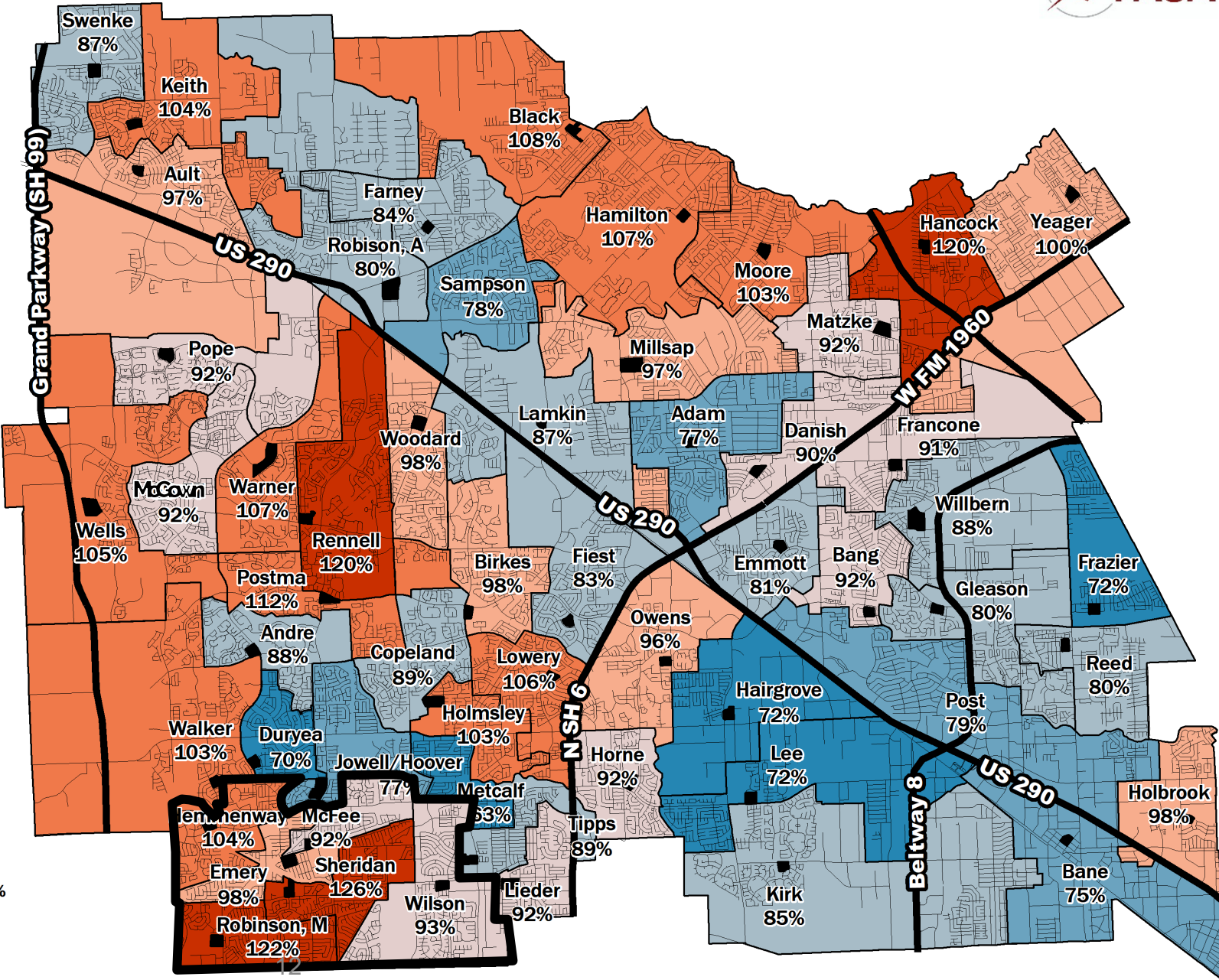
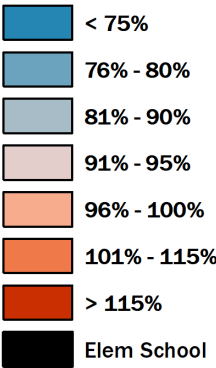
ELEMENTARY SCHOOL NO. 58  
OPENING 2023-2024 AT CLAY/FRY ROAD



# Projected Elementary School Utilization 2022-23



Projected Enrollment in 2022-23  
vs.  
Current Capacity

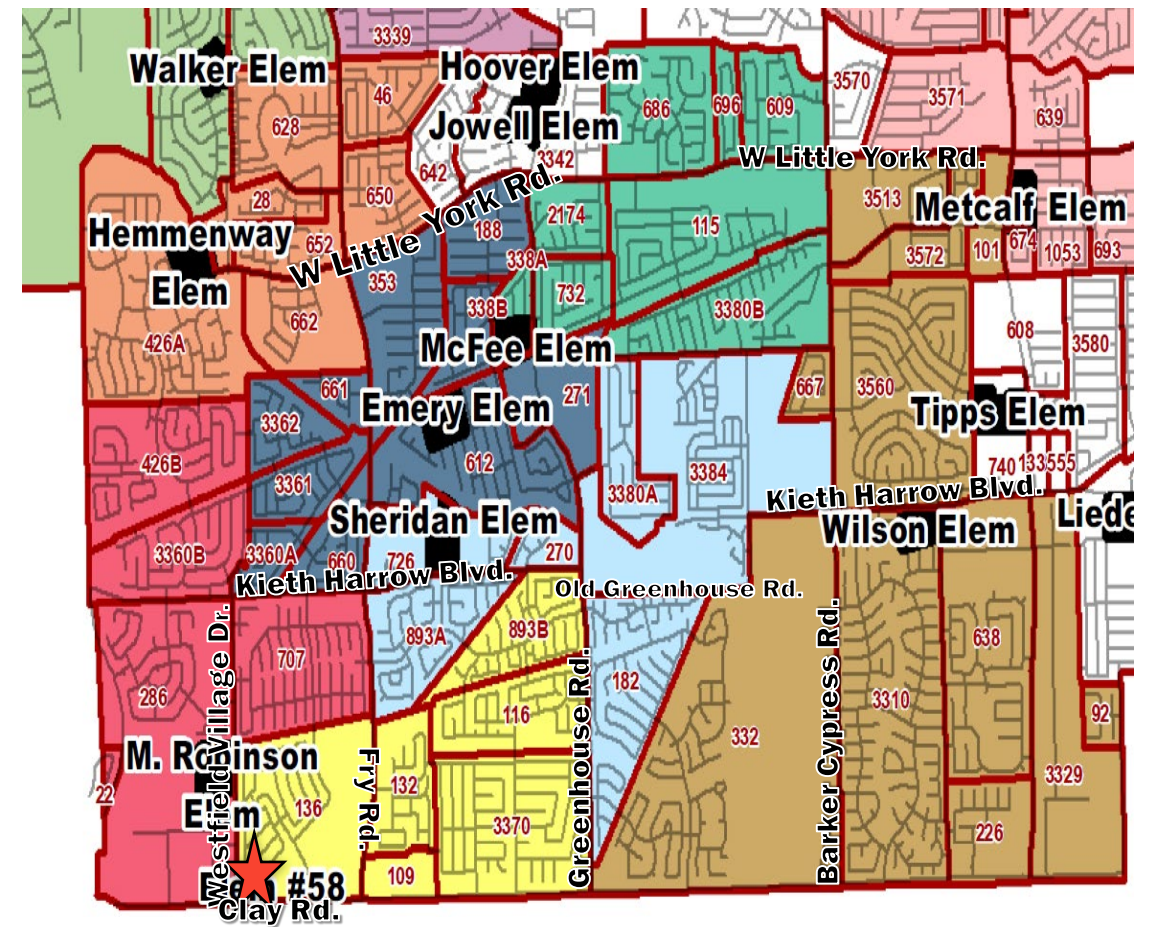
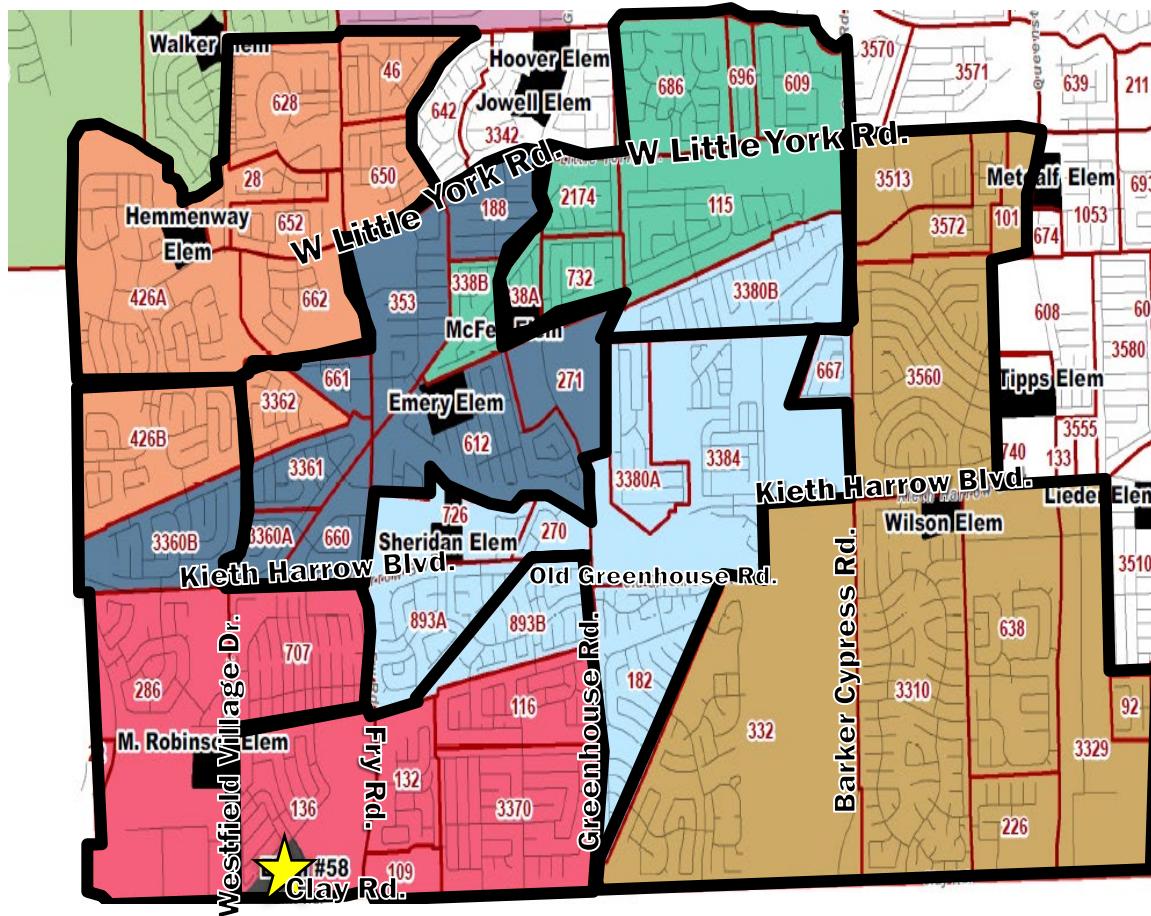


# 5-Year Projected Utilization of Elementary Schools

School	Capacity	Projected Utilization				
		2023-24	2024-25	2025-26	2026-27	2027-28
Current Utilization						
Emery	1,092	97%	97%	98%	97%	95%
Hemmenway	1,092	110%	112%	113%	115%	114%
M. Robinson	1,092	128%	132%	133%	135%	134%
McFee	1,092	92%	89%	89%	88%	85%
Sheridan	1,037	129%	130%	127%	124%	124%
Wilson	827	94%	92%	91%	88%	83%



# Elementary School #58: Current and Proposed Boundaries



# Elementary School #58: Proposed Changes by Residential Code (RC)

<u>Sheridan ES to ES #58</u>	Students
RC 893B - Windstone Colony E	113

<u>Sheridan ES to Wilson ES</u>	Students
RC 667 - Windsong Place	66

<u>Sheridan ES to McFee ES</u>	Students
RC 3380B - Brenwood - N Gummert Rd.	168

<u>M. Robinson ES to ES #58</u>	Students
RC 109 - Emory West Cypress Apts.	75
RC 116 - Cypress Meadows North	198
RC 132 - Windstone Colony South	89
RC 136 - Westfield Ranch	193
RC 3370 - Cypress Meadows	239

<u>Hemmenway ES to Emery ES</u>	Students
RC 3362 - Villages of Bearcrk North	54

<u>Hemmenway ES to M. Robinson ES</u>	Students
RC 426B - Jasmine Heights South	175

<u>Emery ES to M. Robinson ES</u>	Students
RC 3360B - Westfield Village West	111

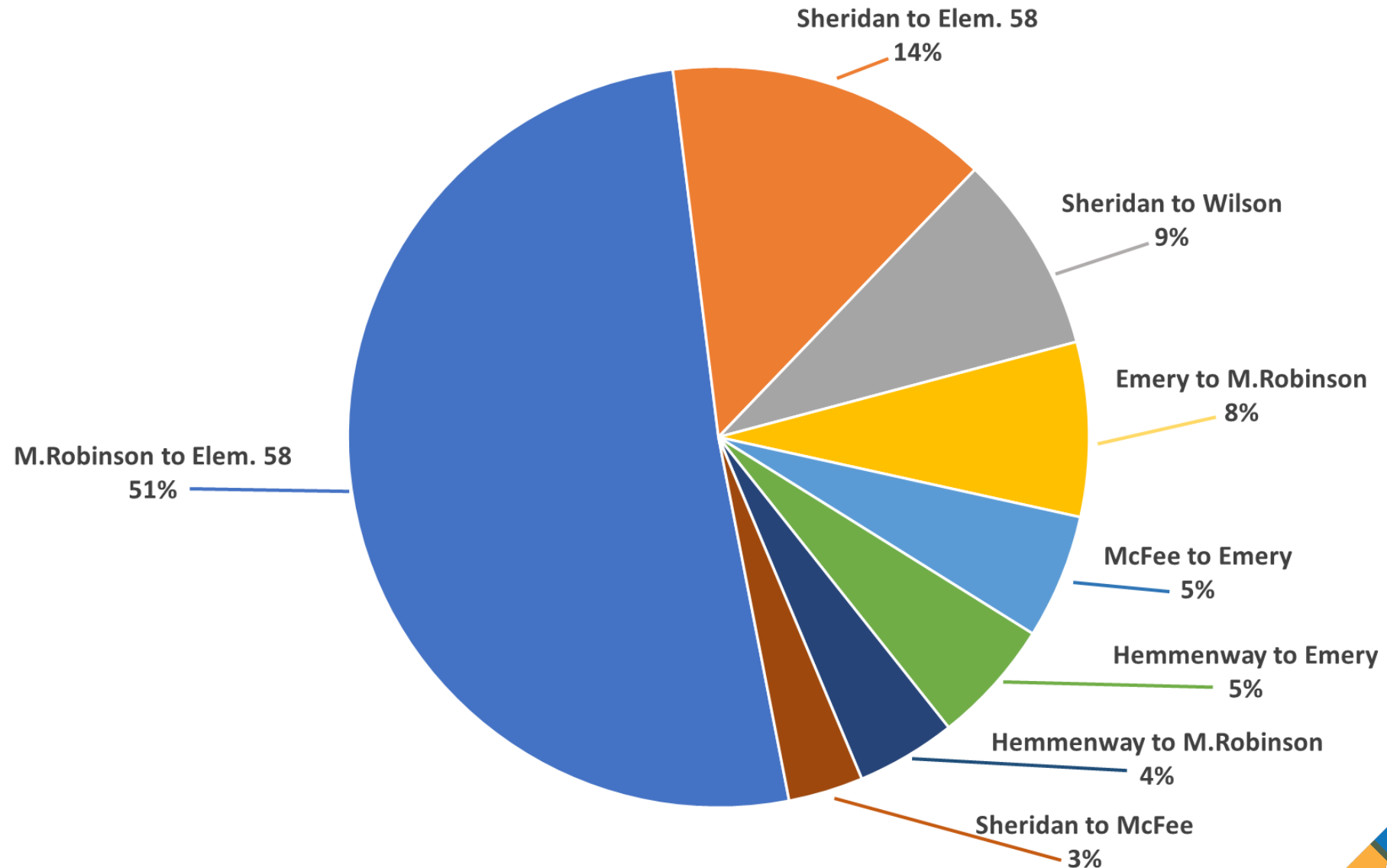
<u>McFee ES to Emery ES</u>	Students
RC 338B - Plantation Lakes South	107

# 5-Year Projected Elementary Enrollment with Proposed Zones

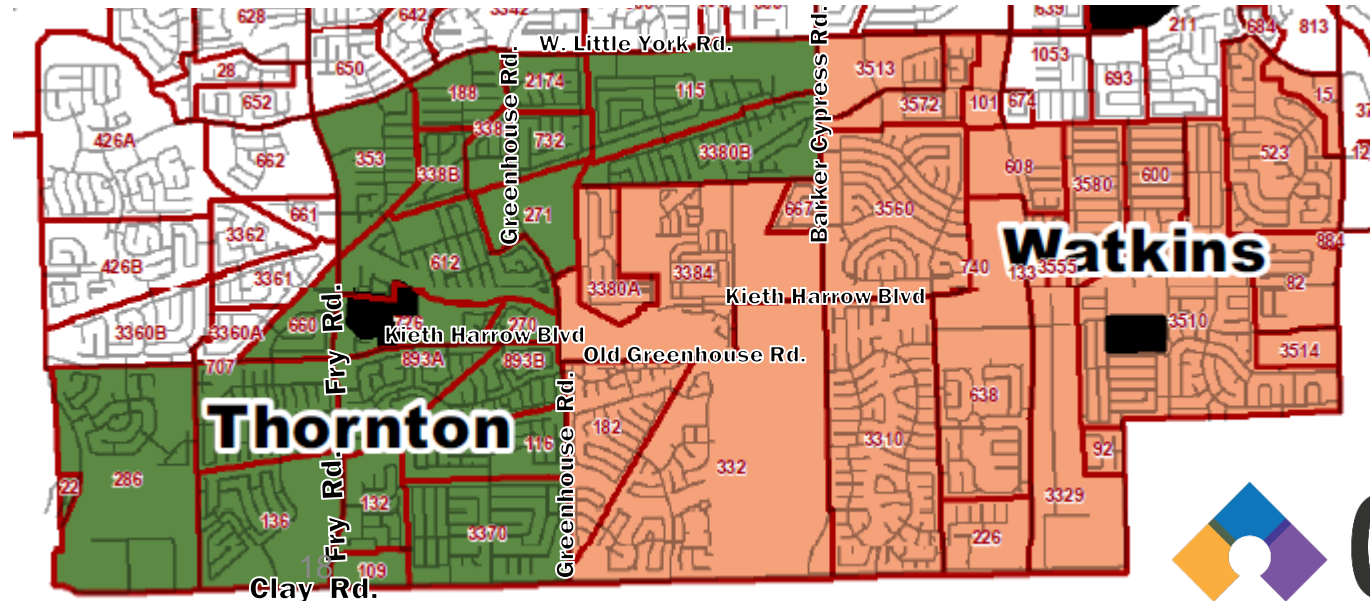
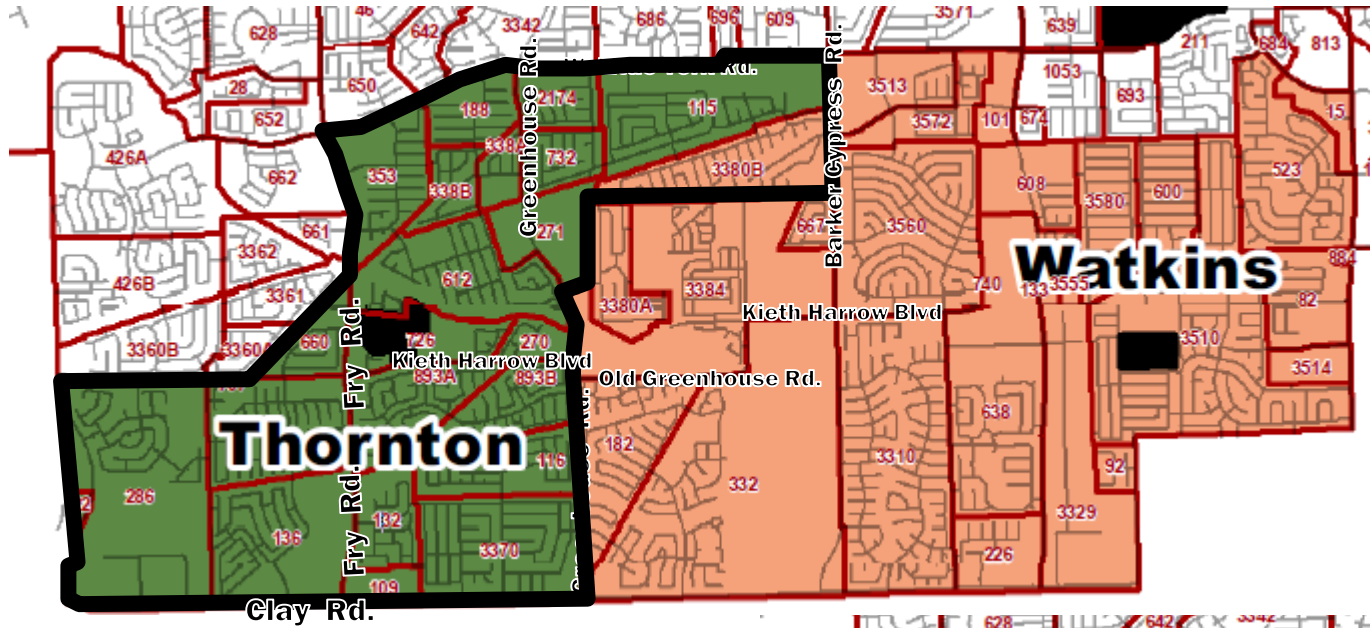
School	Capacity	PASA Projected Enrollment	Snapshot Enrollment	Projected Resident PK-5th Grade Students				
		2022-23	10.28.2022	2023-24	2024-25	2025-26	2026-27	2027-28
Current Zones								
Emery	1,092	1,065	1,090	1,058	1,063	1,065	1,062	1,035
Hemmenway	1,092	1,135	1,150	1,201	1,226	1,237	1,252	1,246
M. Robinson	1,092	1,337	1,285	1,399	1,445	1,453	1,470	1,458
McFee	1,092	1,005	978	1,008	974	971	957	924
Sheridan	1,037	1,307	1,281	1,335	1,348	1,313	1,288	1,281
Wilson	827	765	772	779	759	754	725	685
Proposed Zones								
ES #58	1,092			922	926	905	892	880
Emery	1,092			1,093	1,102	1,119	1,123	1,099
Hemmenway	1,092			987	1,005	1,011	1,016	1,004
M. Robinson	1,092			882	918	928	956	948
McFee	1,092			1,071	1,039	1,022	999	975
Sheridan	1,037			997	1,020	1,015	1,006	1,003
Wilson	827			772	750	739	709	668



# Feedback Submissions – Opening Elementary School #58



# Thornton / Watkins Middle School Alignment: Current and Proposed Boundaries



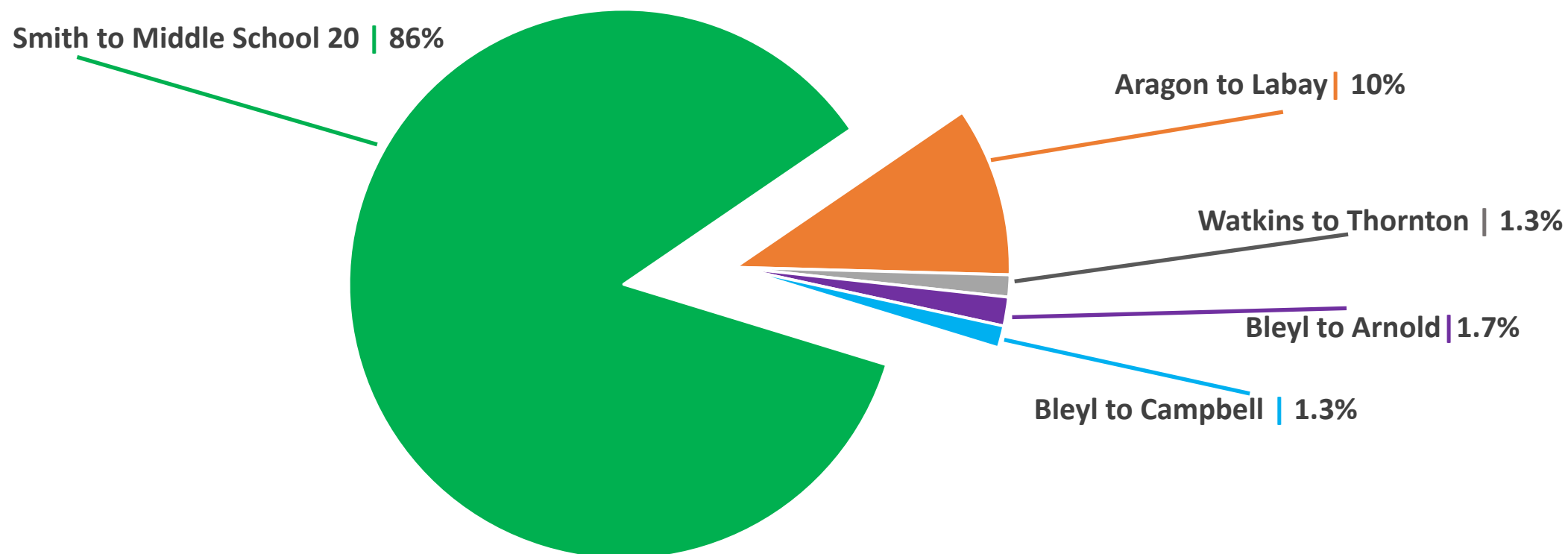
## Thornton / Watkins Middle School Feeder Pattern Alignment: Proposed Changes by Residential Code (RC)

<u>Watkins MS to Thornton MS</u>	Students
RC 3380 B - Brenwood - N Gummert Rd.	108

# 5-Year Projected Enrollment of Middle Schools

School	Capacity	PASA Projected Enrollment	SNAPSHOT ENROLLMENT	Projected Resident 6th-8th Grade Students				
		2022-23	10.28.2022	2023-24	2024-25	2025-26	2026-27	2027-28
Current Zones								
Thornton	1,559	1,520	1,396	1,540	1,537	1,568	1,572	1,588
Watkins	1,389	1,514	1,473	1,496	1,436	1,366	1,375	1,425
Proposed Zones								
Thornton	1,559			1,648	1,630	1,657	1,660	1,677
Watkins	1,389			1,388	1,343	1,277	1,287	1,336

# Feedback Submissions by Middle School Proposal

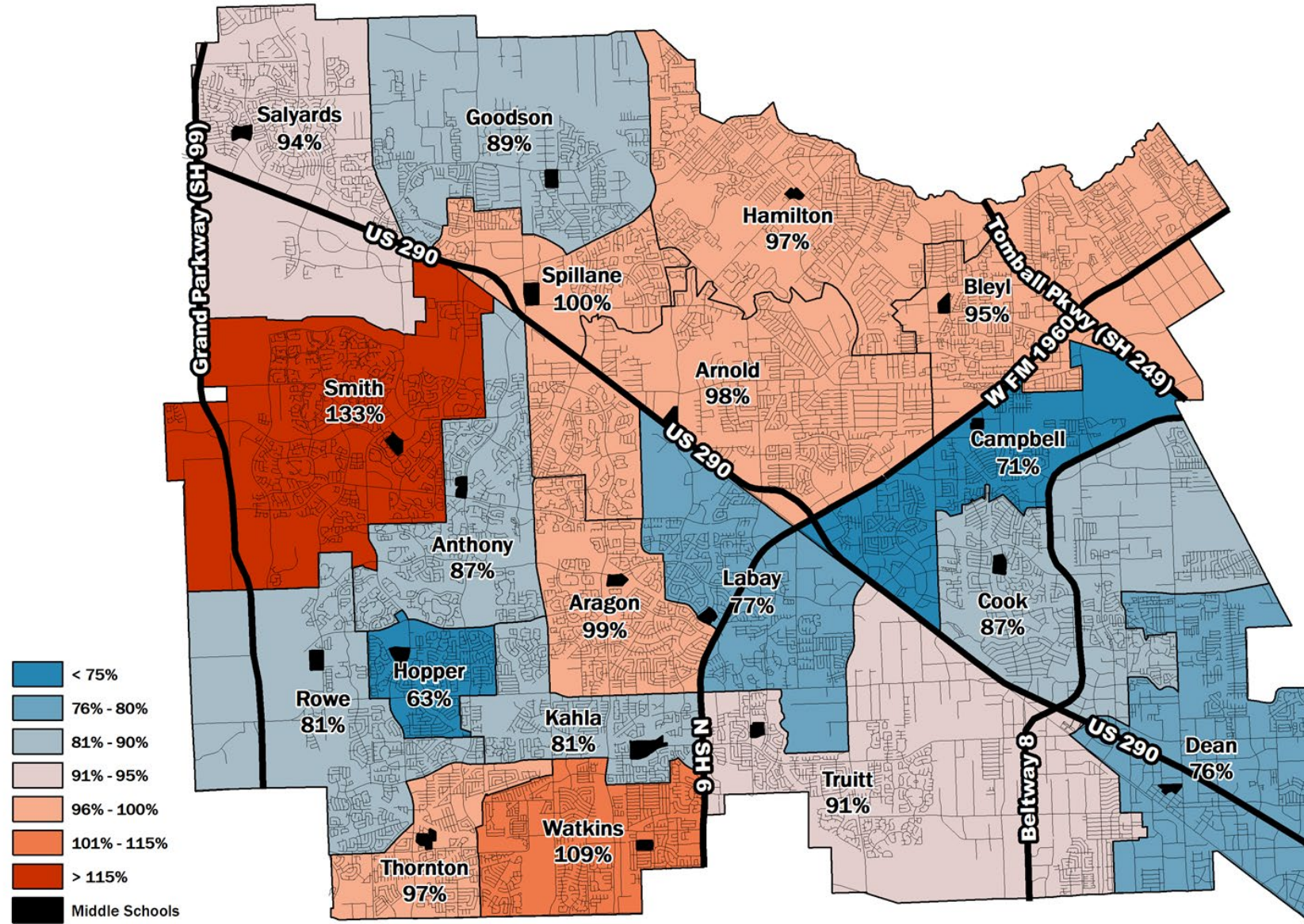


# Options to Populate Middle School #20





# Projected Middle School Utilization 2022-23



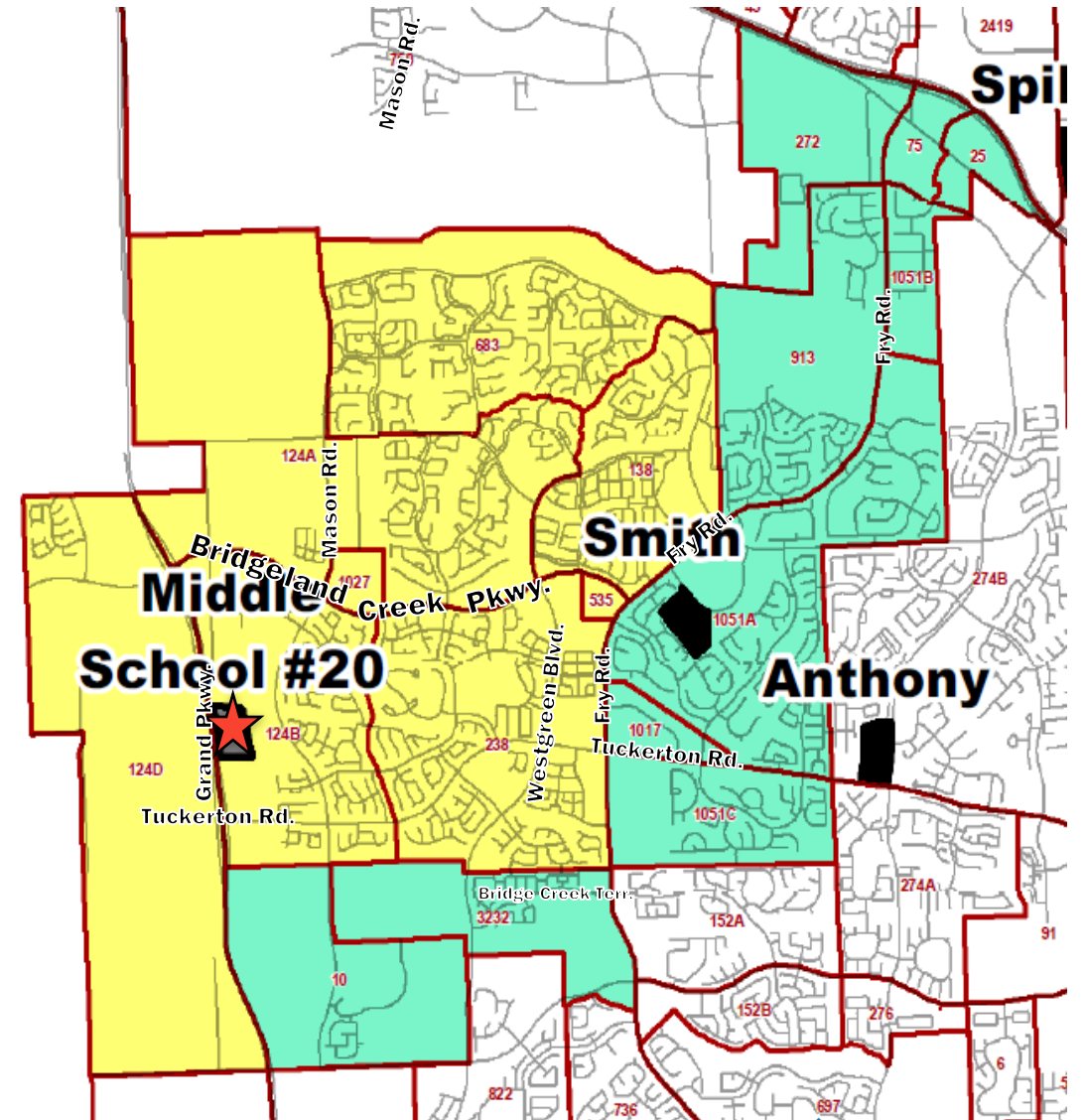
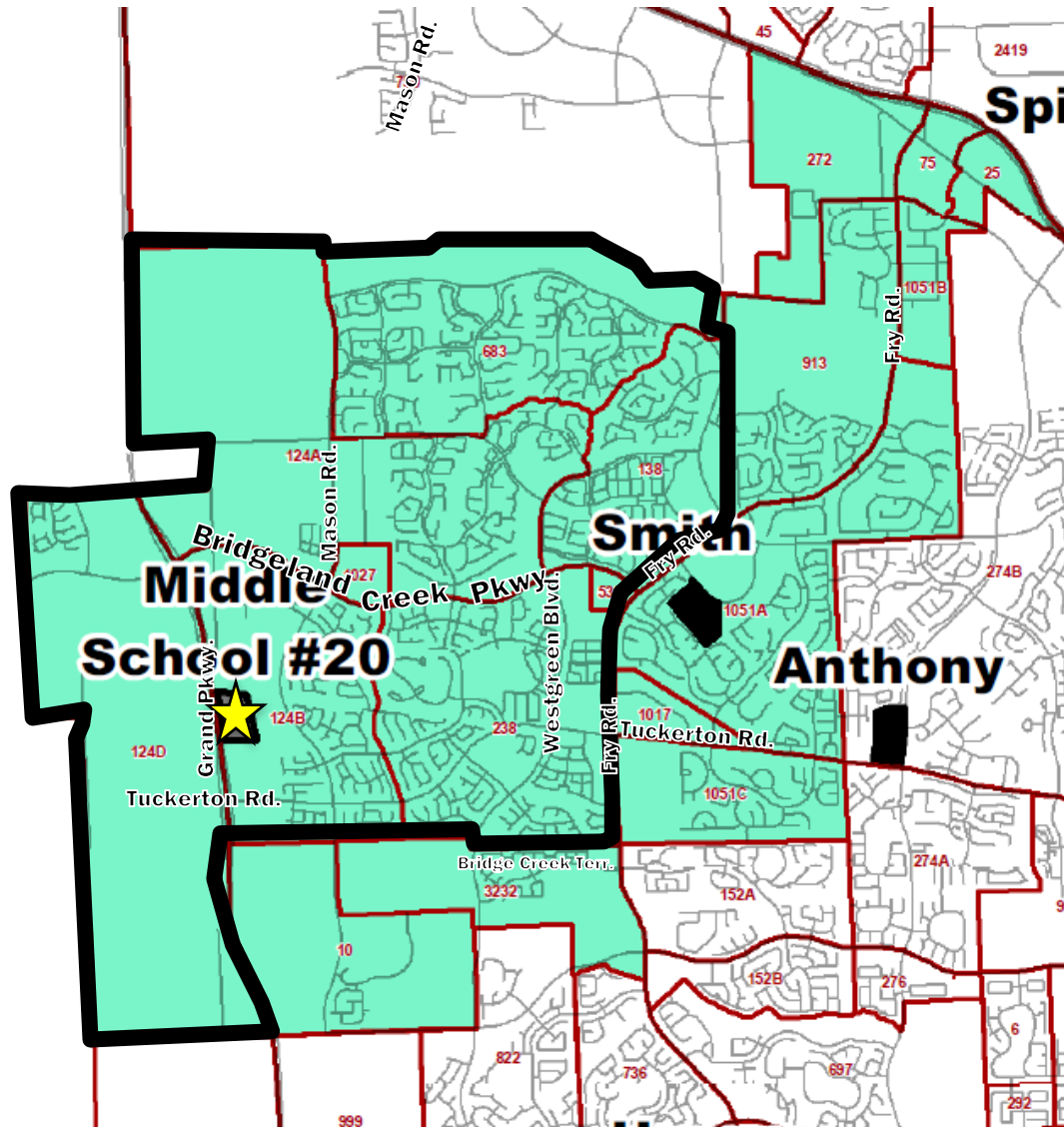
# 5-Year Projected Enrollment and Utilization of Smith Middle School

School	Capacity	PASA Projected Enrollment	SNAPSHOT ENROLLMENT	Projected Resident 6th-8th Grade Students				
		2022-23	10.28.2022	2023-24	2024-25	2025-26	2026-27	2027-28
		Current Zones						
Smith	1,539	2,052	2,057	2,147	2,357	2,534	2,689	2,721

School	Capacity	PASA Projected Enrollment	SNAPSHOT ENROLLMENT	Projected Utilization 6th-8th Grade Students				
		2022-23	10.28.2022	2023-24	2024-25	2025-26	2026-27	2027-28
Current Zones								
Smith	1,539	2,052	2,057	140%	153%	165%	175%	177%



## Middle School #20: Option 1 Current and Proposed Boundaries



# Middle School #20: Option 1 Proposed Changes by Residential Code (RC)

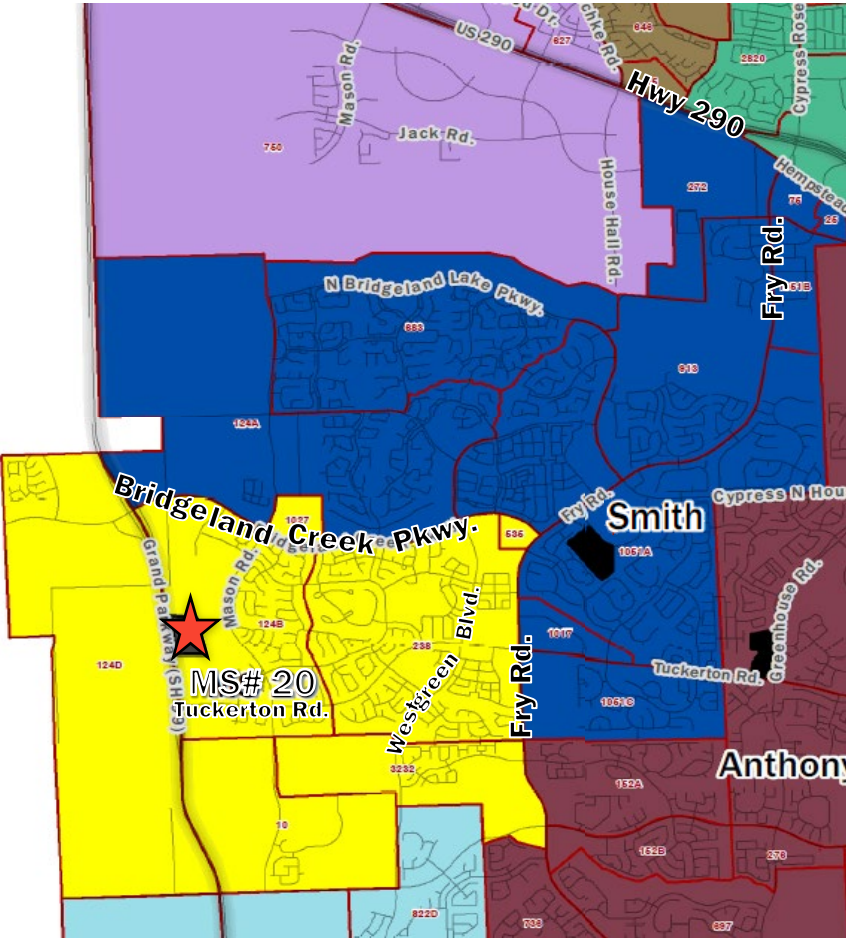
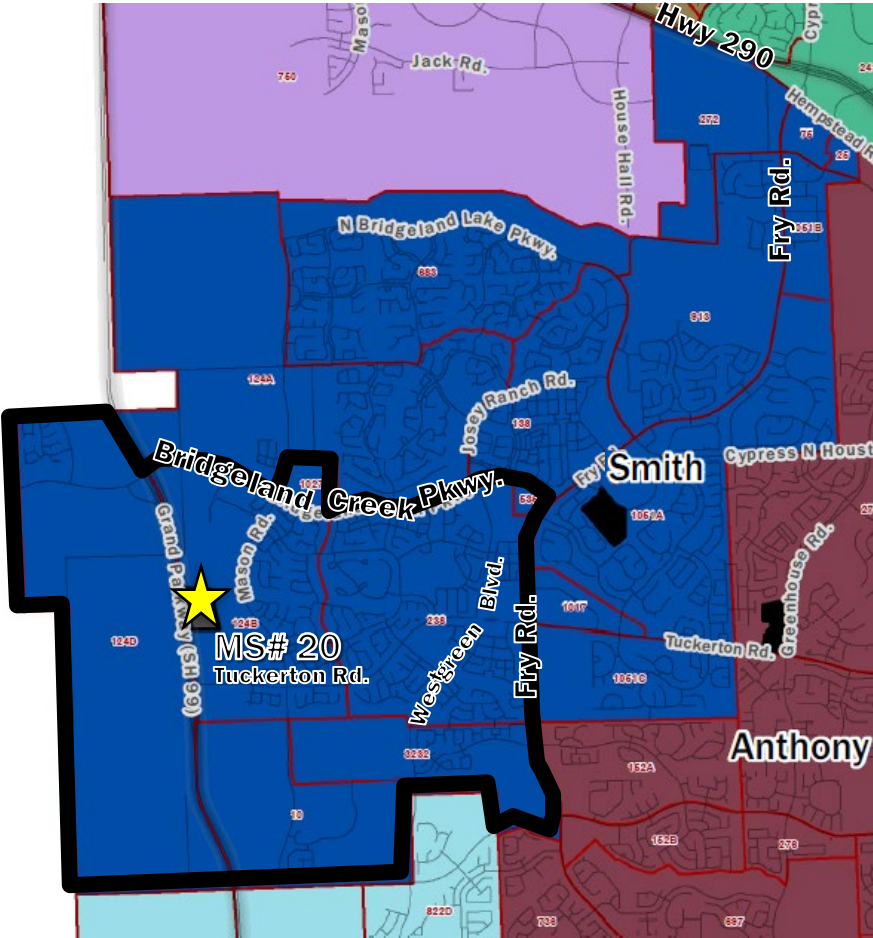
OPTION 1		
Smith MS to MS #20		Students
RC 124 A/B/D	- Bridgeland West	445
RC 138	- Bridgeland Lakeland Bend	165
RC 238	- Bridgeland East	240
RC 535	- Parklane Cypress Apts.	27
RC 683	- Bridgeland	389
RC 1027	- Lakeside Row Apts.	26

## Option 1 Middle School #20

### 5-year Projected Enrollment – Middle School #20 & Smith Middle School

School	Capacity	PASA Projected Enrollment	SNAPSHOT ENROLLMENT	Projected Resident 6th-8th Grade Students				
		2022-23	10.28.2022	2023-24	2024-25	2025-26	2026-27	2027-28
Current Zones								
Smith	1,539	2,052	2,057	2,147	2,357	2,534	2,689	2,721
Proposed Zones - Option 1								
MS #20	1,539			1,292	1,428	1,545	1,621	1,654
Smith	1,539			855	929	989	1,068	1,067

# Middle School #20: Option 2 Current and Proposed Boundaries



## Middle School #20: Option 2 Proposed Changes by Residential Code (RC)

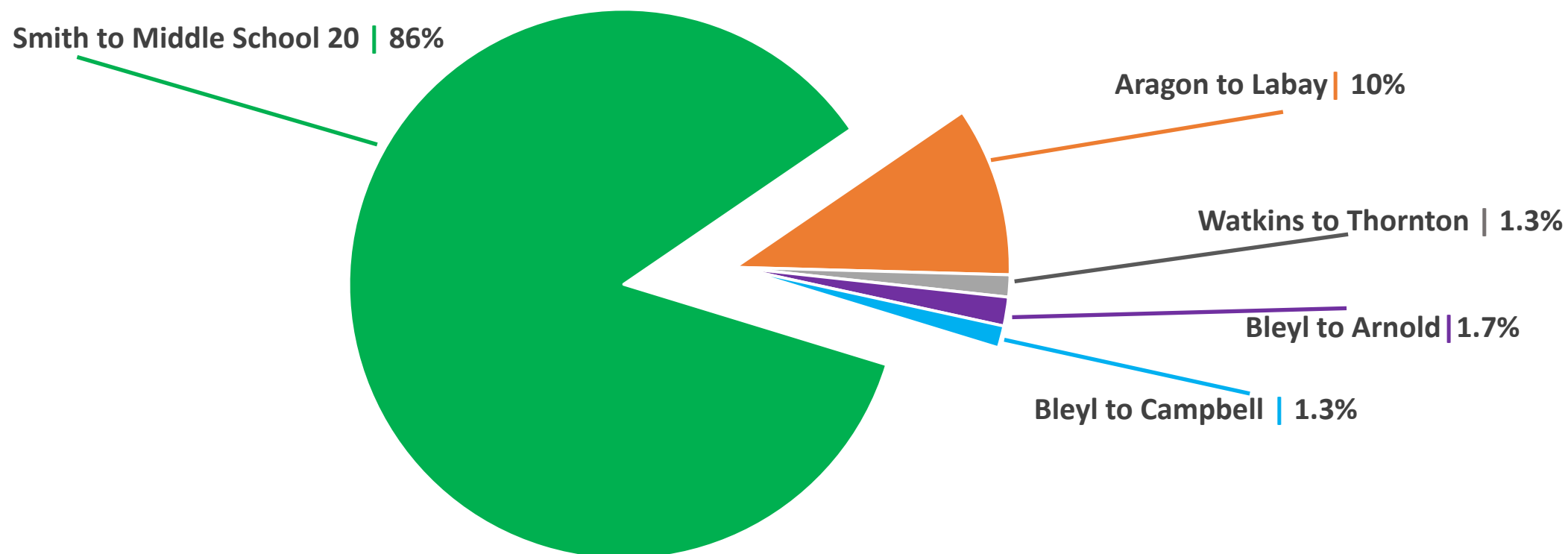
OPTION 2		
<u>Smith MS to MS #20</u>		Students
RC 10	- Avalon at Cypress	48
RC 124B/D	- Bridgeland West	263
RC 238	- Bridgeland East	240
RC 535	- Parklane Cypress Apts.	27
RC 1027	- Lakeside Row Apts.	26
RC 3232	- Bridge Creek	37

## Option 2 Middle School #20

### 5-year Projected Enrollment – Middle School #20 & Smith Middle School

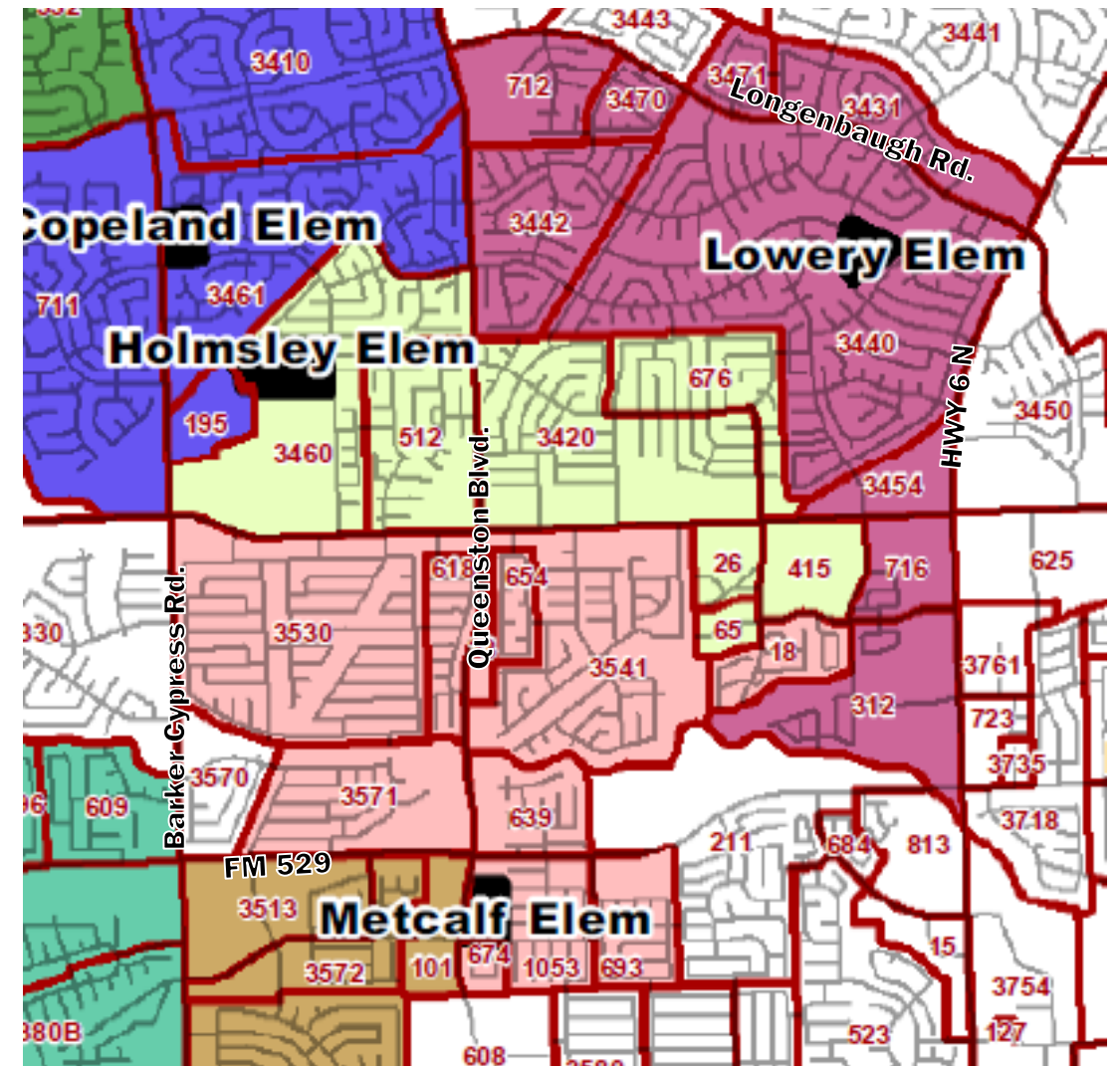
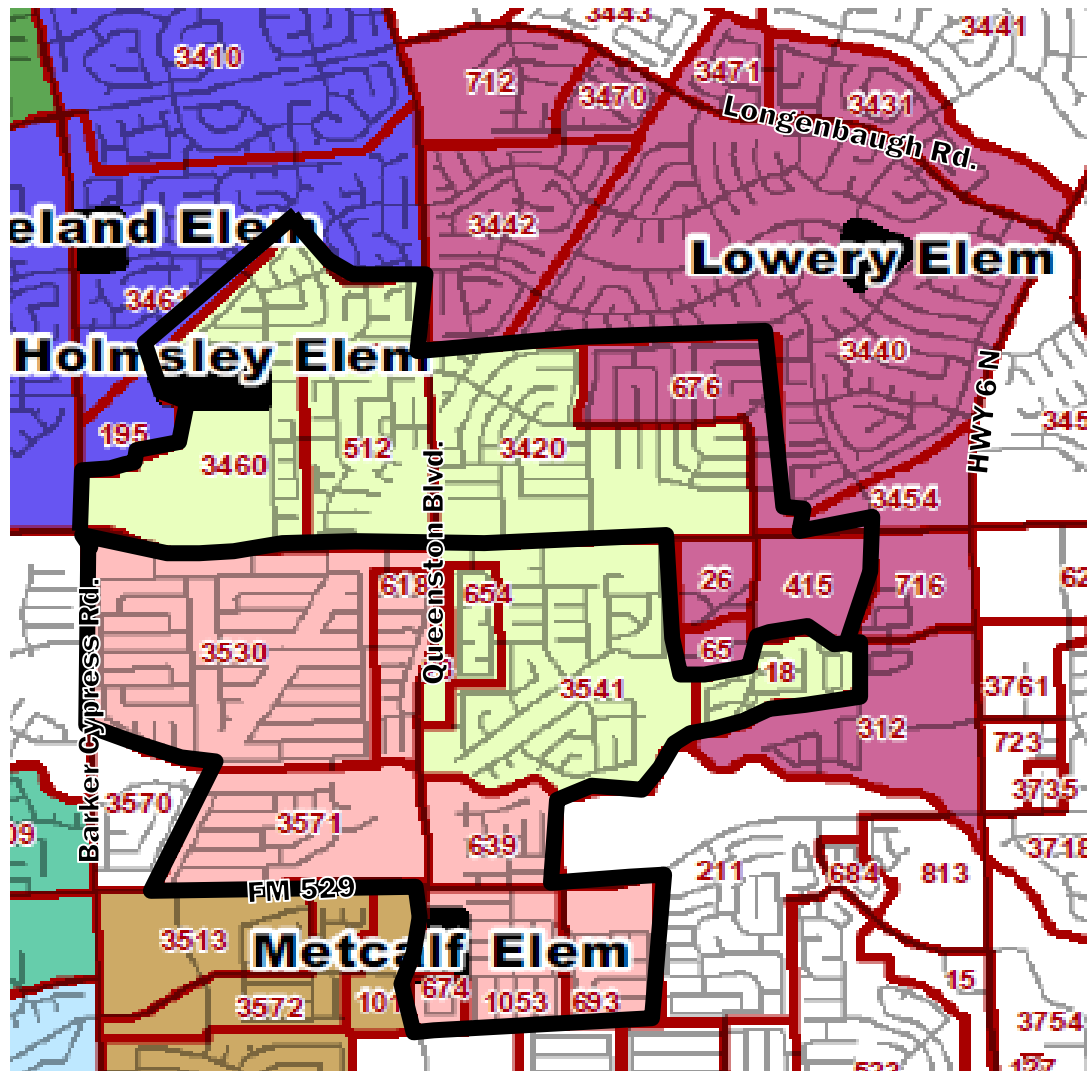
School	Capacity	PASA Projected Enrollment	SNAPSHOT ENROLLMENT	Projected Resident 6th-8th Grade Students				
		2022-23	10.28.2022	2023-24	2024-25	2025-26	2026-27	2027-28
Current Zones								
Smith	1,539	2,052	2,057	2,147	2,357	2,534	2,689	2,721
Proposed Zones - Option 2								
MS #20	1,539			641	788	967	1,105	1,183
Smith	1,539			1,506	1,569	1,567	1,584	1,538

# Feedback Submissions by Middle School Proposal





# Metcalf Elementary School Utilization: Current and Proposed Boundaries





# Metcalf Elementary School Utilization: Proposed Changes by Residential Code (RC)

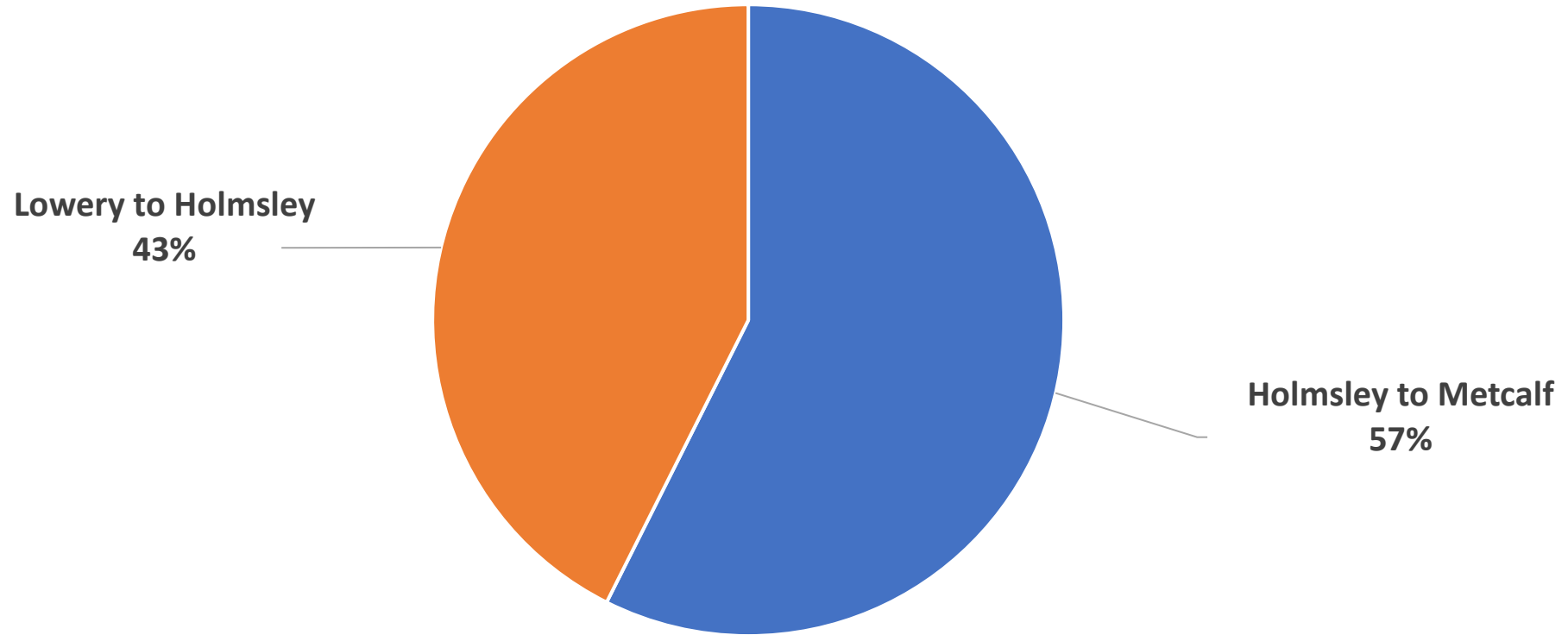
<u>Holmsley ES to Metcalf ES</u>		Students
RC 18	- Sommerall Park	60
RC 23	- Queenston Manor Apts.	23
RC 654	- Crossing Stone Creek E Queenston	33
RC 3541	- Stone Creek	199

<u>Lowery ES to Holmsley ES</u>		Students
RC 26	- Sommerall Square	20
RC 65	- Sommerall Station Apts.	69
RC 415	- Copperwood Ranch Apts.	100
RC 676	- Sommerall Northeast	112

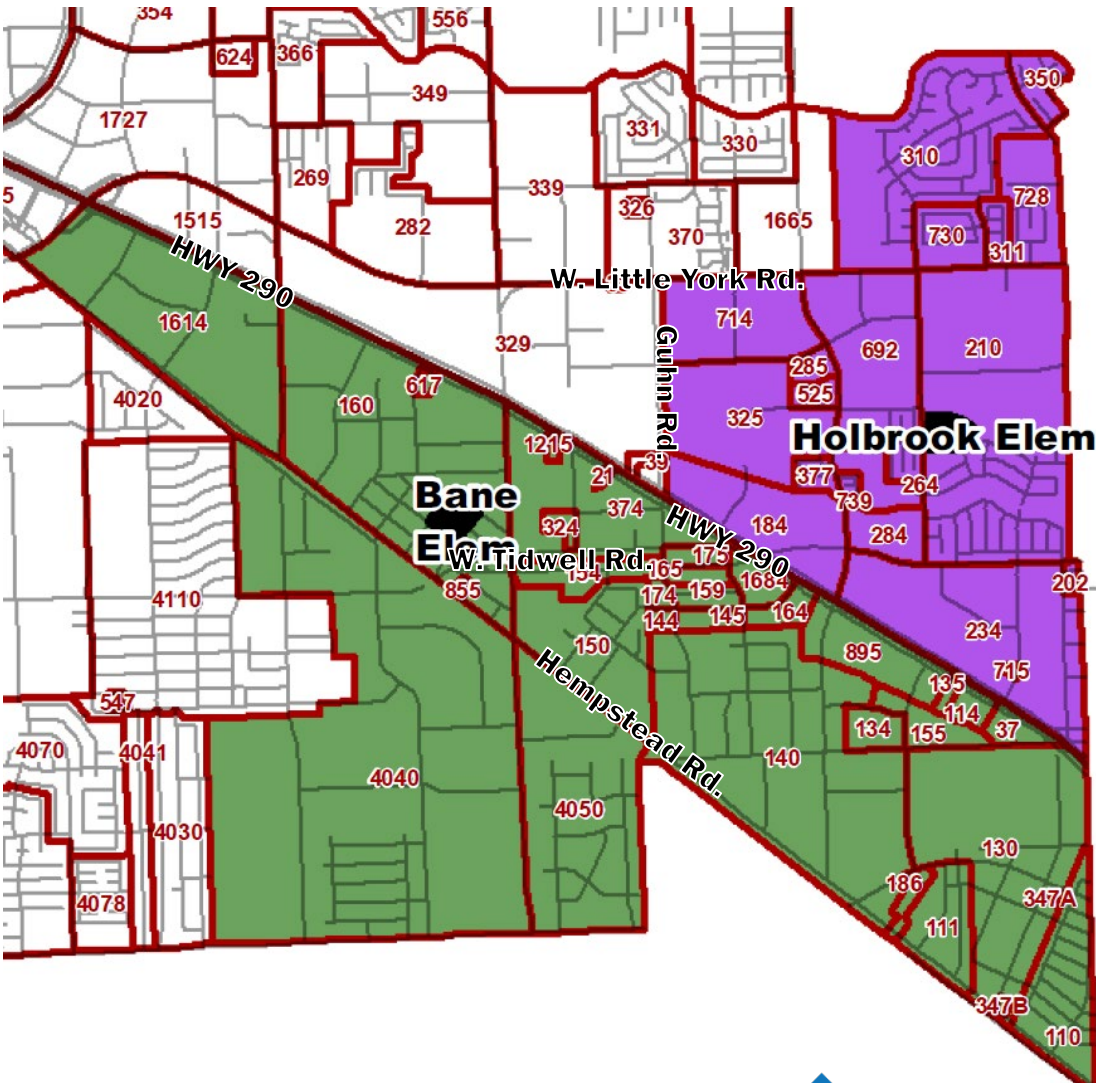
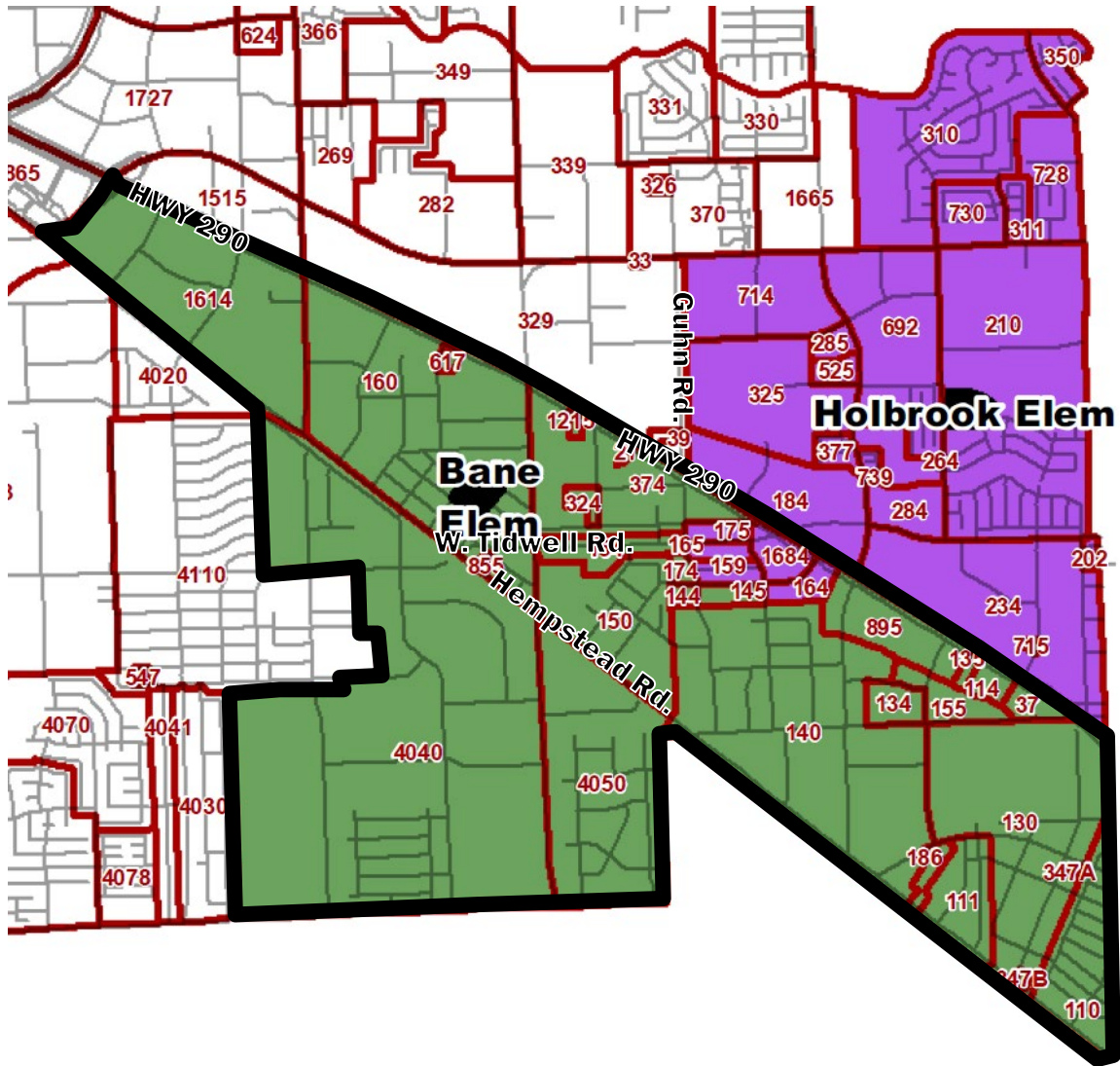
# 5-Year Projected Enrollment of Elementary Schools

School	Capacity	PASA Projected Enrollment	Snapshot Enrollment	Projected Resident PK-5th Grade Students				
		2022-23	10.28.2022	2023-24	2024-25	2025-26	2026-27	2027-28
Current Zones								
Holmsley	827	849	843	845	854	831	811	780
Lowery	858	907	881	968	968	979	975	939
Metcalf	1,037	654	681	654	647	614	586	559
Proposed Zones								
Holmsley	827			794	809	803	783	753
Lowery	858			703	695	698	692	669
Metcalf	1,037			976	971	929	903	862

# Feedback Submission – Metcalf Utilization



# Bane Elementary School Utilization: Current and Proposed Boundaries



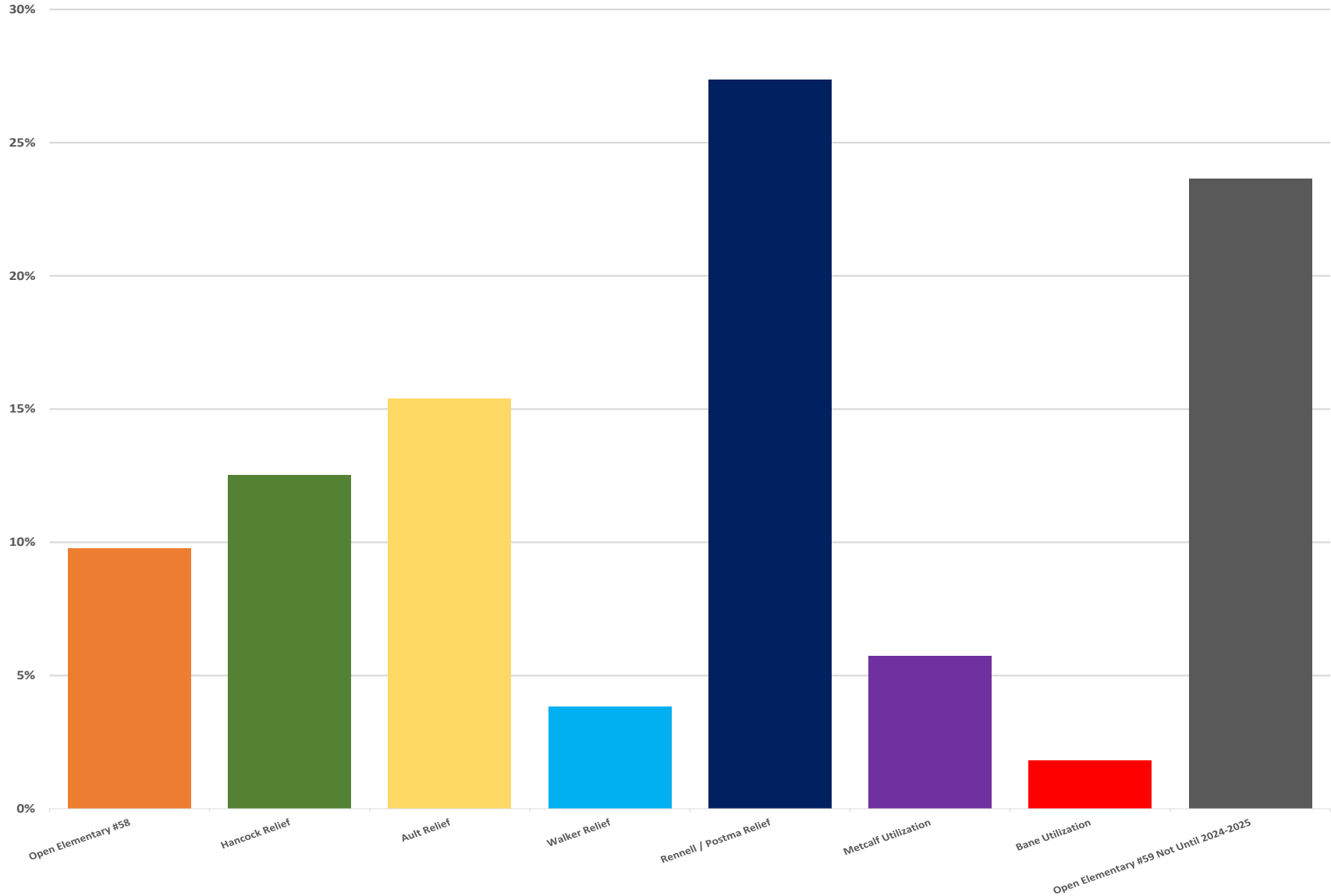
## Bane Elementary School Utilization: Proposed Changes by Residential Code (RC)

<u>Holbrook ES to Bane ES</u>		Students
RC 159	- Fawndale Townhomes	17
RC 164	- Quail Creek Apts.	28
RC 165	- Somerset Apts. - 8001 W. Tidwell Rd.	52
RC 175	- Somerset Apts. - 8000 W. Tidwell Rd.	76
RC 1684	- Comfort Inn - W. Tidwell Rd.	0

# 5-Year Projected Enrollment of Elementary Schools

School	Capacity	PASA Projected Enrollment	Snapshot Enrollment	Projected Resident PK-5th Grade Students				
		2022-23	10.28.2022	2023-24	2024-25	2025-26	2026-27	2027-28
Current Zones								
Bane	1,005	758	734	768	768	756	763	732
Holbrook	976	957	942	1,001	1,036	1,054	1,072	1,090
Proposed Zones								
Bane	1,005			946	964	956	967	940
Holbrook	976			826	843	857	871	885

# Elementary School Feedback Submissions Aggregated by Category

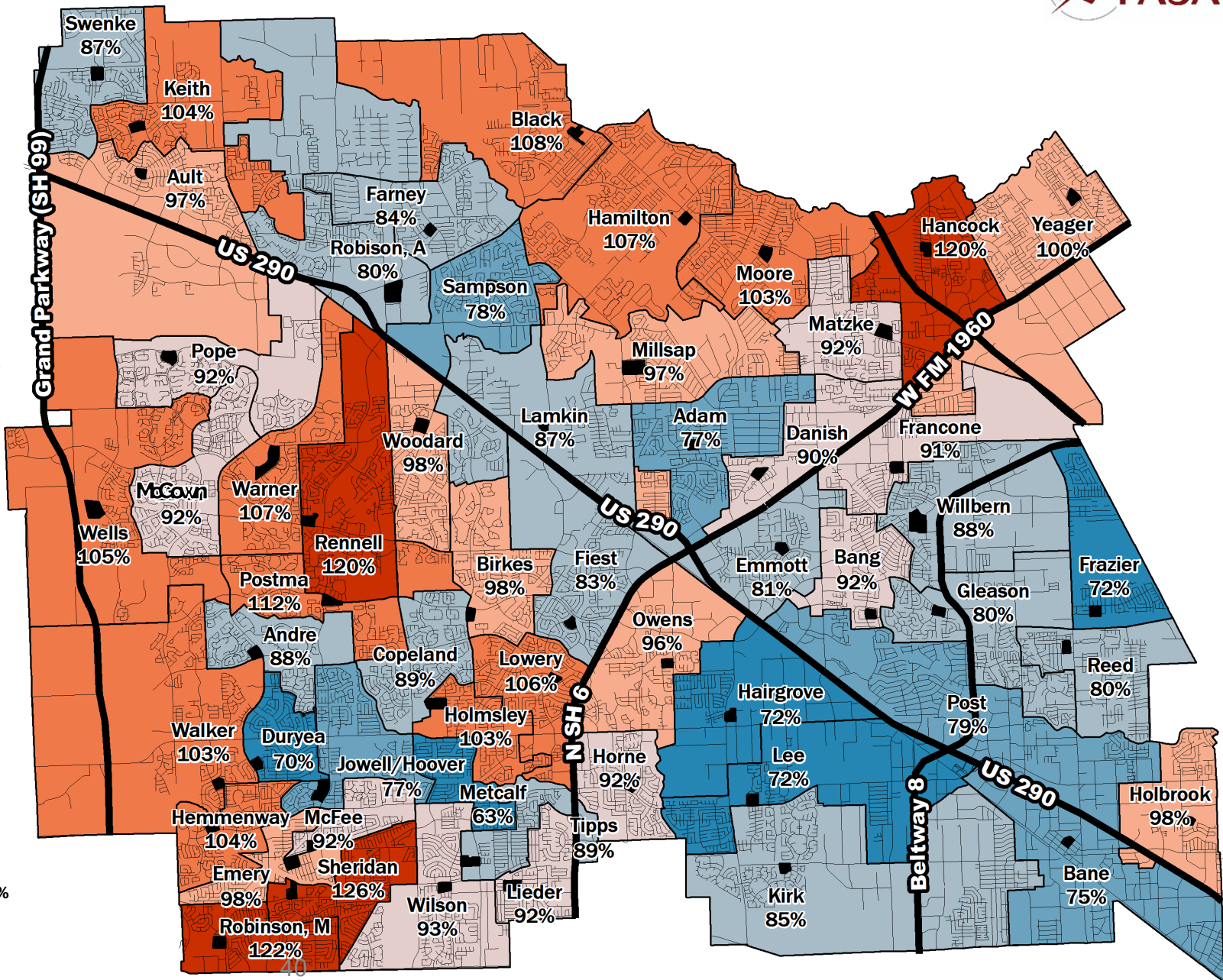
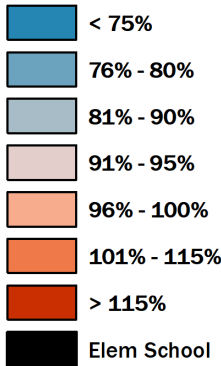




# Projected Elementary School Utilization 2022-23

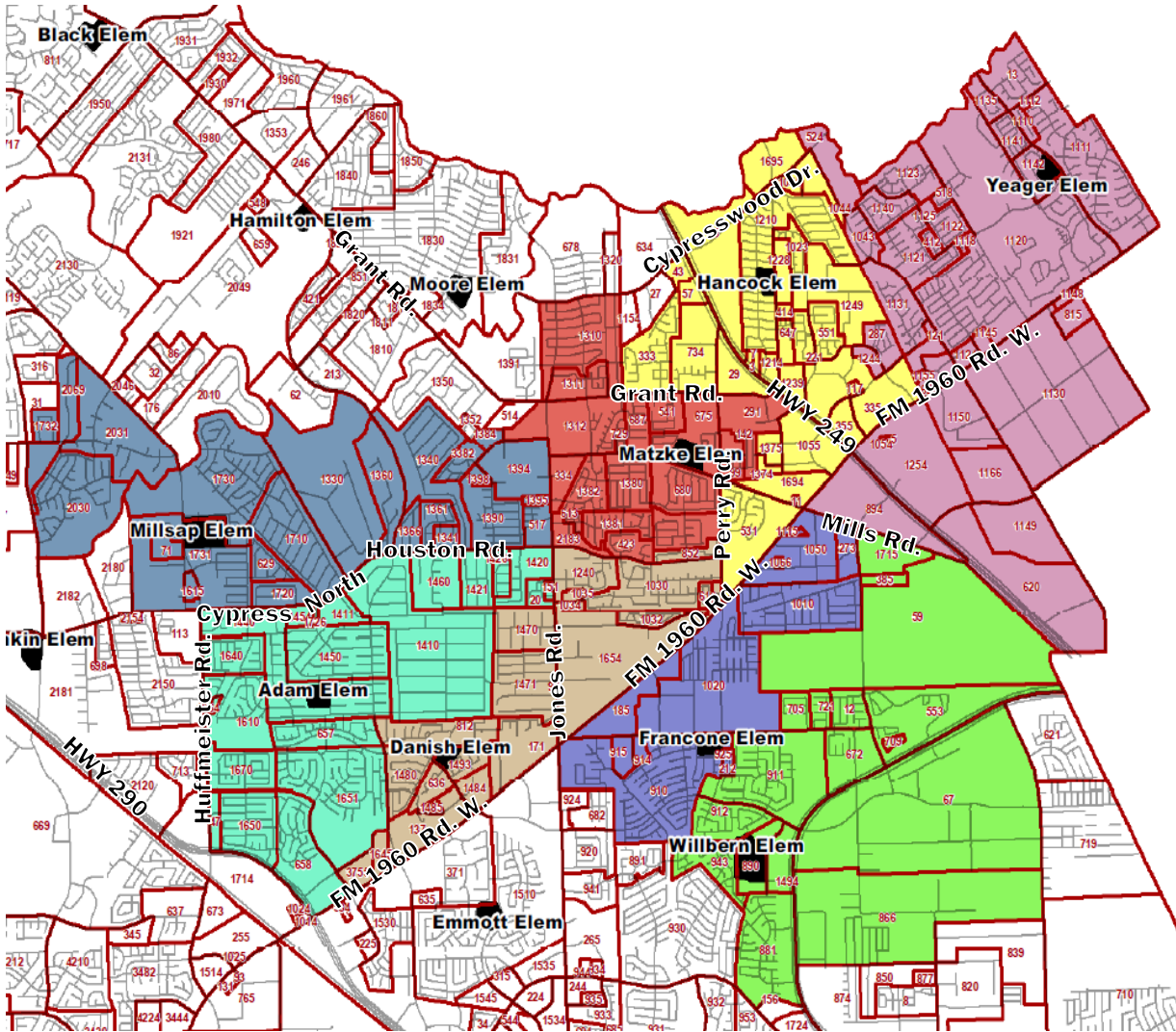
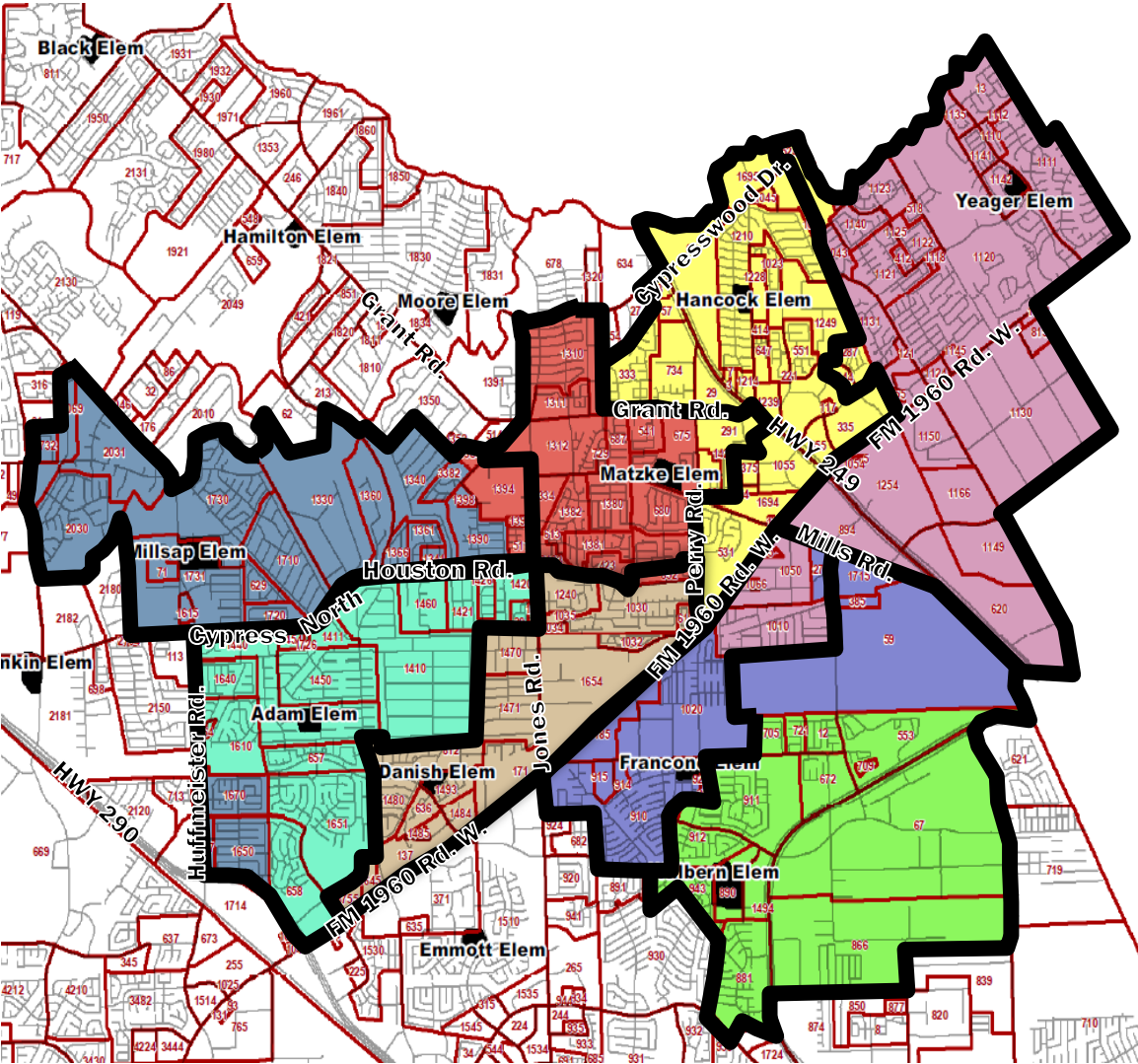


Projected Enrollment in 2022-23  
vs.  
Current Capacity





# Hancock Elementary School Relief: Current and Proposed Boundaries



# Hancock Elementary School Enrollment Relief: Proposed Changes by Residential Code (RC)

<b><u>Hancock ES to Matzke ES</u></b>		<b>Students</b>
RC 99	- Smart Living @ Cypress Creek Apts.	41
RC 142	- Mills Landing	40
RC 291	- Abbey @ Grant Rd. Apts.	89

<b><u>Hancock ES to Yeager ES</u></b>		<b>Students</b>
RC 287	- Willowbrook Condo	9
RC 524	- Raveneaux Apts.	39
RC 1244	- Breton Mill Apts.	39

<b><u>Matzke ES to Danish ES</u></b>		<b>Students</b>
RC 852	- Parkside at Perry	34

<b><u>Matzke ES to Millsap ES</u></b>		<b>Students</b>
RC 517	- Creekstone Village	6
RC 1384	- Central Park Regency Apts.	78
RC 1394	- Brandon Oaks Apts.	30
RC 1395	- Sterling Court Apts.	28

<b><u>Yeager ES to Francone ES</u></b>		<b>Students</b>
RC 1010	- Meadow Vista	110
RC 1050	- Bell Meade	2
RC 1066	- Northwest MHP	11
RC 1115	- In Town/Candlewood - Mills	2

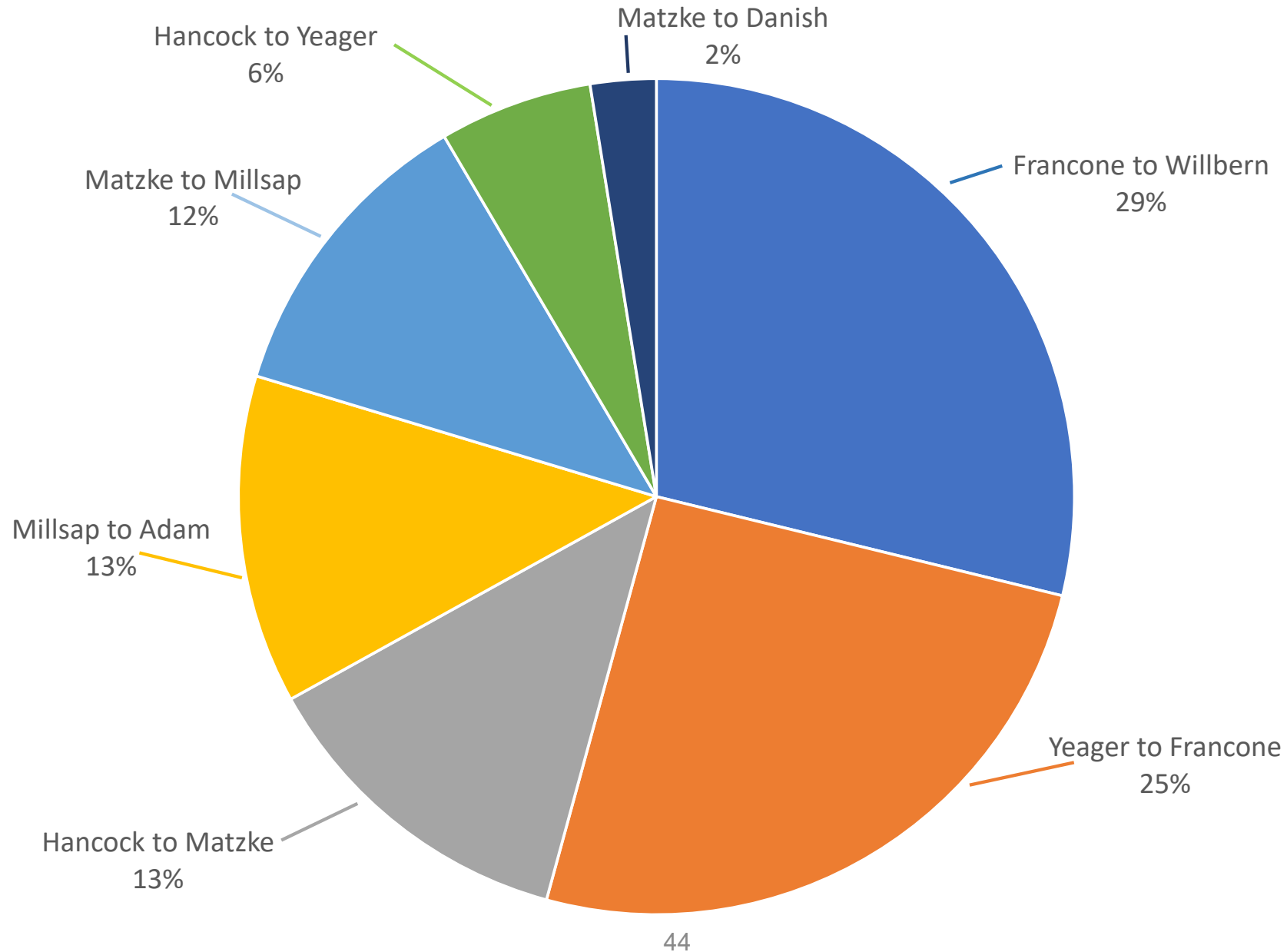
<b><u>Francone ES to Willbern ES</u></b>		<b>Students</b>
RC 59	- Golden Bamboo Village II Apts.	17
RC 385	- Costa Vizcaya Apts.	94
RC 1715	- Lighthouse Apts.	17

<b><u>Millsap ES to Adam ES</u></b>		<b>Students</b>
RC 47	- Residence Inn Hou NW/Cypress	2
RC 1650	- Oak Cliff	128
RC 1670	- White Oak Landing	68

# 5-Year Projected Enrollment of Elementary Schools

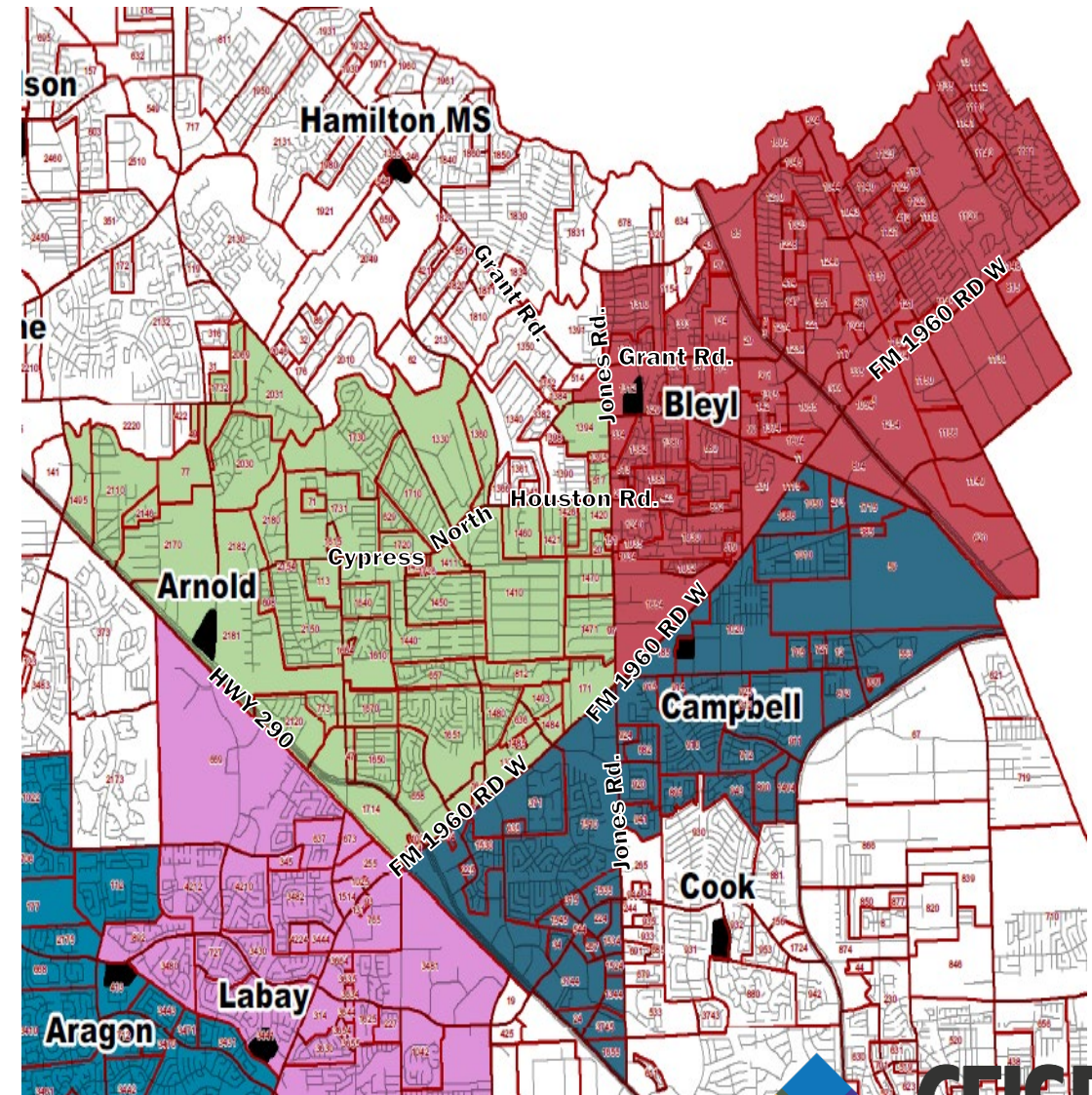
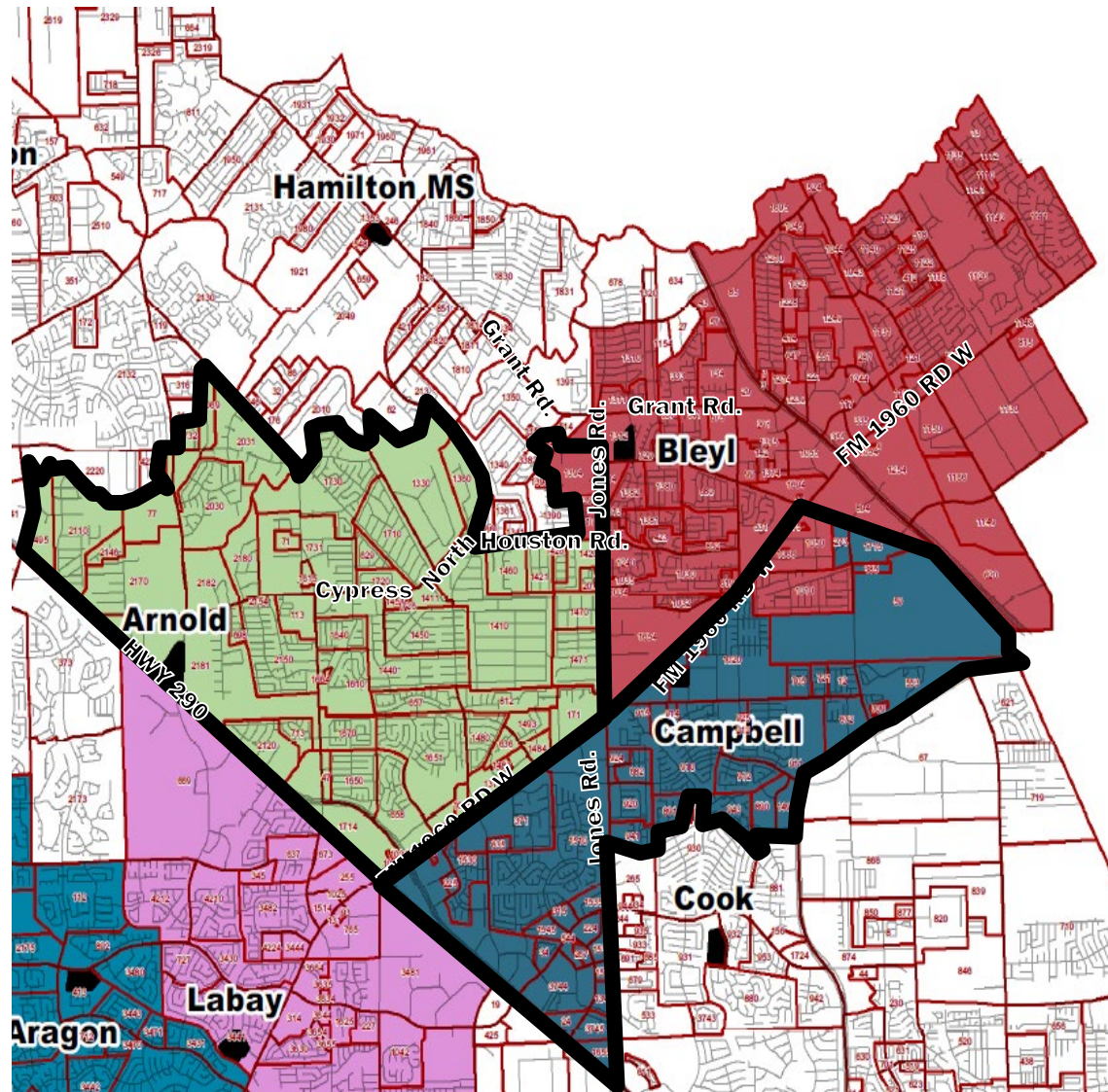
School	Capacity	PASA Projected Enrollment	Snapshot Enrollment	Projected Resident PK-5th Grade Students				
		2022-23	10.28.2022	2023-24	2024-25	2025-26	2026-27	2027-28
Current Zones								
Adam	1,040	796	818	787	766	760	742	741
Danish	1,092	984	885	1,012	1,035	1,048	1,066	1,053
Francone	861	786	805	782	740	716	687	674
Hancock	856	1,031	970	1,135	1,173	1,218	1,243	1,252
Matzke	1,092	1,001	1,063	1,047	1,041	1,046	1,042	1,015
Millsap	861	834	868	879	887	874	830	807
Willbern	1,037	917	837	875	885	863	871	873
Yeager	861	863	830	869	838	834	814	798
Proposed Zones								
Adam	1,040			975	955	942	912	906
Danish	1,092			1,048	1,066	1,082	1,097	1,083
Francone	861			778	736	720	708	698
Hancock	856			886	906	932	943	946
Matzke	1,092			1,038	1,050	1,065	1,071	1,040
Millsap	861			847	858	856	825	817
Willbern	1,037			1,005	998	971	970	970
Yeager	861			819	806	801	779	763

# Feedback Submissions: Hancock Relief





# Arnold / Bleyl / Campbell Middle School Alignment: Current and Proposed Boundaries





# Arnold / Bleyl / Campbell Middle School Feeder Pattern Alignment: Proposed Changes by Residential Code (RC)

<b><u>Bleyl MS to Arnold MS</u></b>		Students
RC 517	- Creekstone Village	10
RC 1384	- Central Park Regency Apts.	42
RC 1394	- Brandon Oaks Apts.	10
RC 1395	- Sterling Court Apts.	12

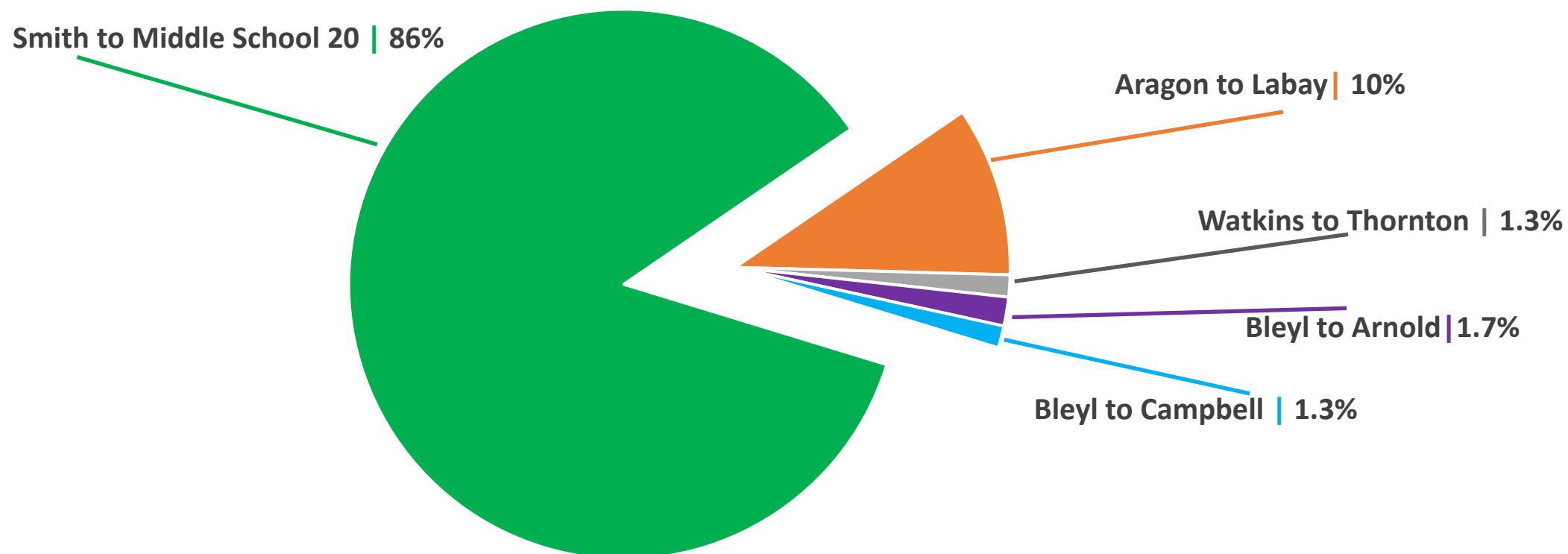
<b><u>Bleyl MS to Campbell MS</u></b>		Students
RC 1010	- Meadow Vista	53
RC 1050	- Bell Meade	2
RC 1066	- Northwest MHP	0
RC 1115	- In Town/Candlewood - Mills	6



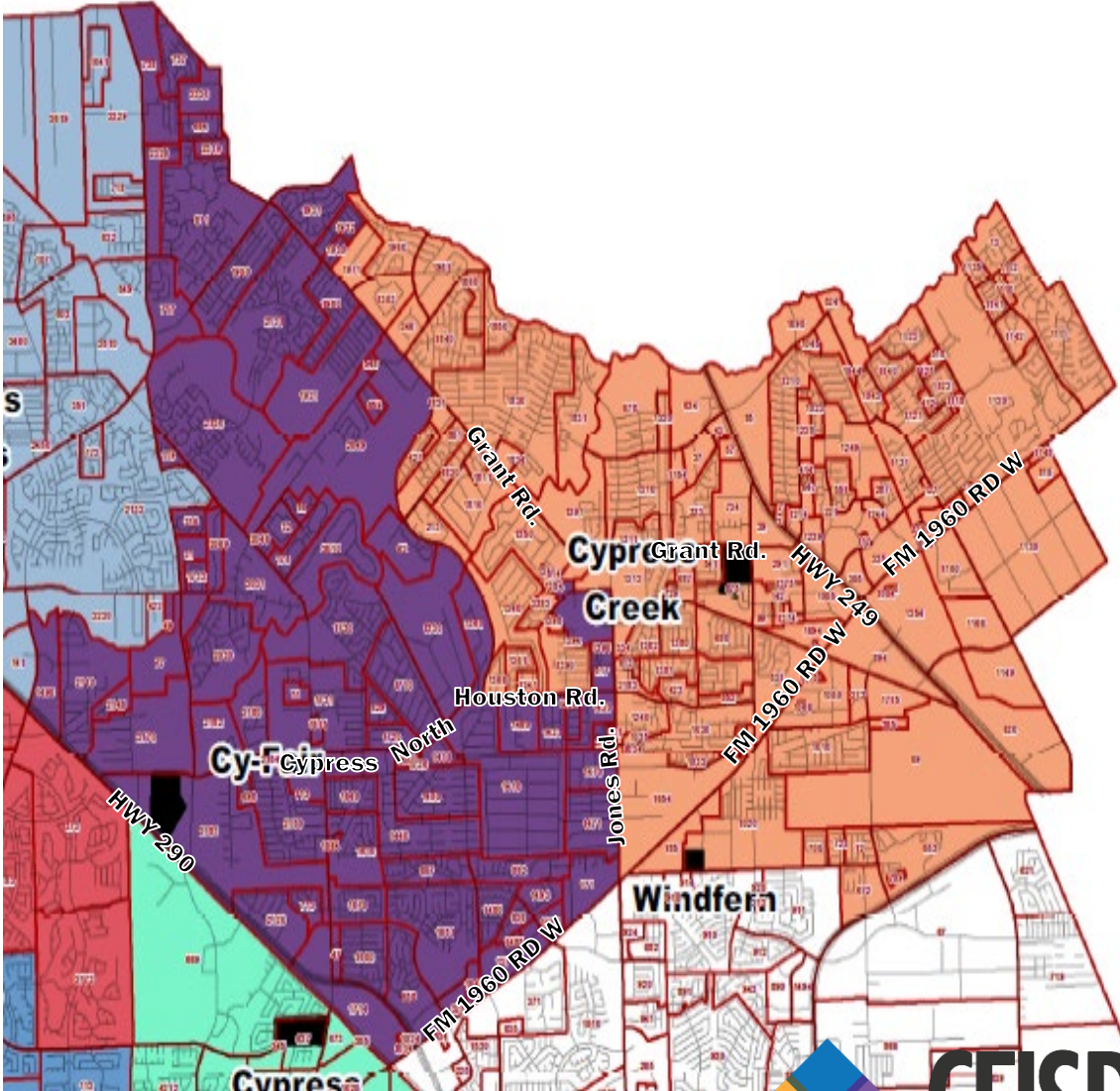
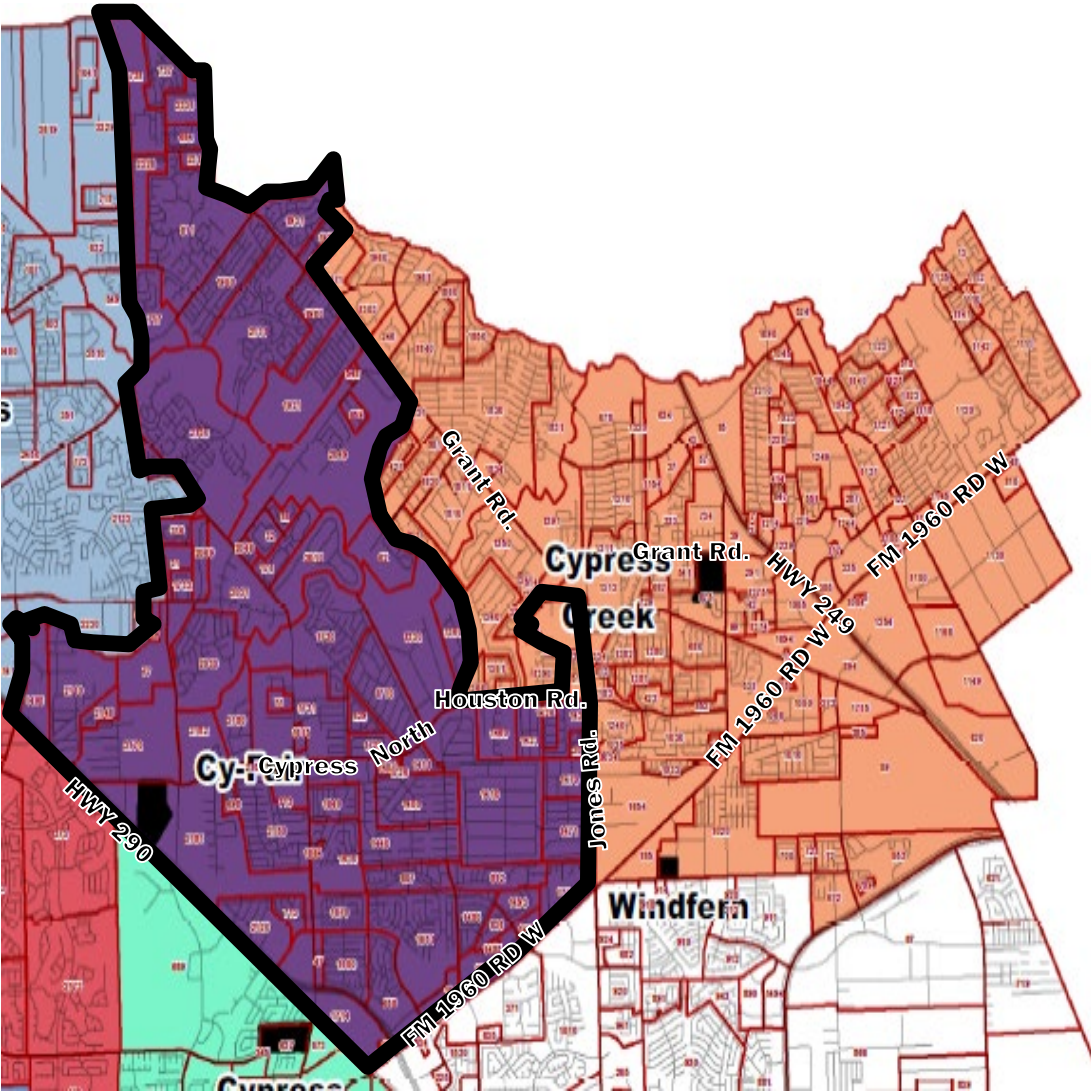
# 5-Year Projected Enrollment of Middle Schools

School	Capacity	PASA Projected Enrollment	SNAPSHOT ENROLLMENT	Projected Resident 6th-8th Grade Students				
		2022-23	10.28.2022	2023-24	2024-25	2025-26	2026-27	2027-28
Current Zones								
Arnold	1,464	1,428	1,415	1,371	1,384	1,361	1,398	1,410
Bleyl	1,612	1,537	1,454	1,585	1,602	1,557	1,599	1,622
Campbell	1,600	1,129	1,106	1,220	1,226	1,235	1,194	1,196
Proposed Zones								
Arnold	1,464			1,445	1,454	1,420	1,461	1,477
Bleyl	1,612			1,450	1,478	1,445	1,485	1,503
Campbell	1,600			1,281	1,280	1,288	1,245	1,248

# Feedback Submissions by Middle School Proposal



# Cy Creek / Cy-Fair High School Alignment: Current and Proposed Boundaries



## Cy Creek / Cy-Fair High School Feeder Pattern Alignment: Proposed Changes by Residential Code (RC)

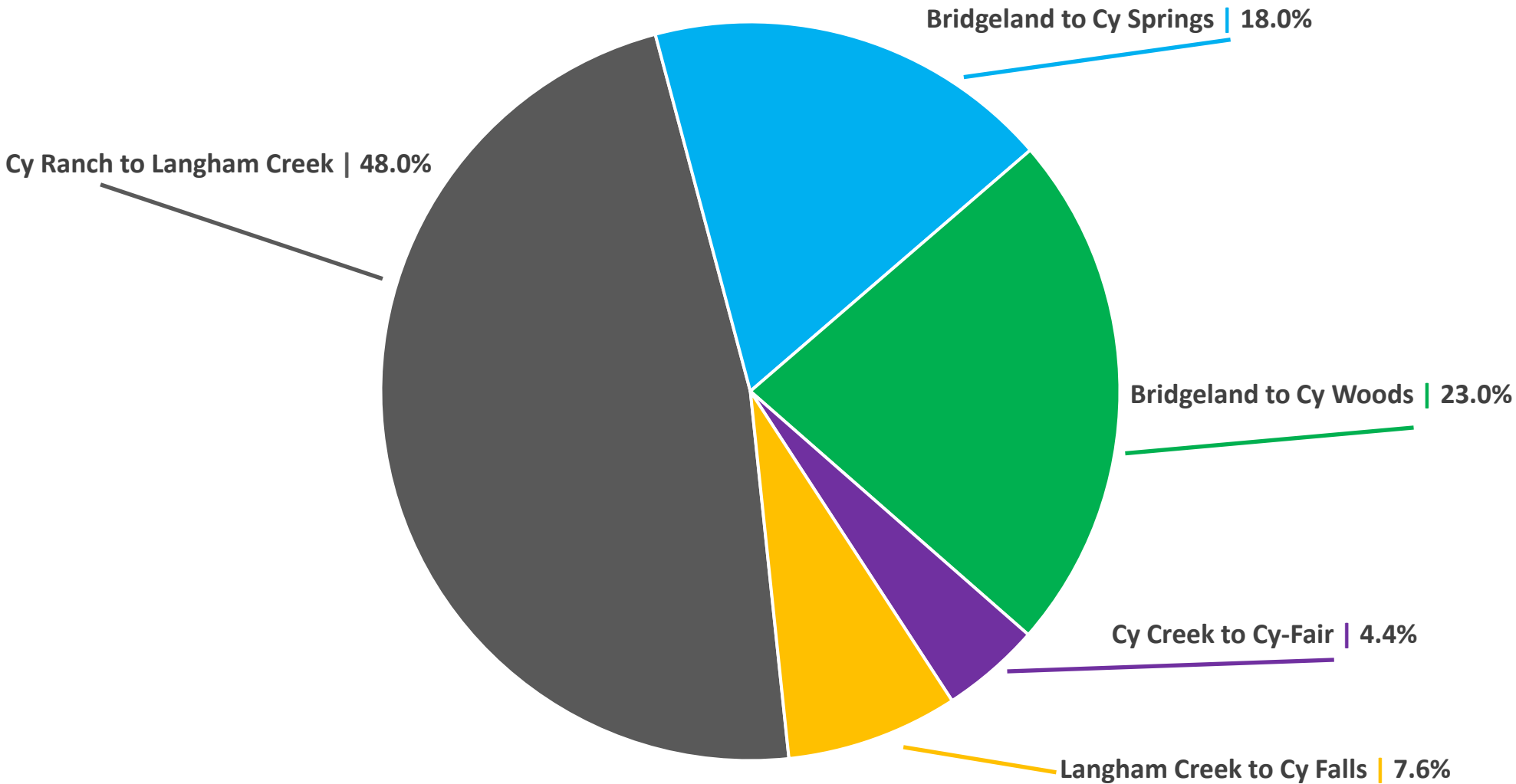
<u>Cypress Creek HS to Cy-Fair HS</u>		Students
RC 517	- Creekstone Village	2
RC 1384	- Central Park Regency Apts.	15
RC 1394	- Brandon Oaks Apts.	6
RC 1395	- Sterling Court Apts.	10

# 5-Year Projected Enrollment of High Schools

School	Capacity	PASA Projected Enrollment	SNAPSHOT ENROLLMENT	Projected Resident 9th-12th Grade Students				
		2022-23	10.28.2022	2023-24	2024-25	2025-26	2026-27	2027-28
Current Zones								
Cy-Fair	3,660	3,370	3,427	3,226	3,195	3,141	3,059	3,009
Cypress Creek	3,525	3,466	3,374	3,637	3,681	3,711	3,602	3,706
Proposed Zones								
Cy-Fair	3,660			3,259	3,250	3,232	3,172	3,114
Cypress Creek	3,525			3,604	3,626	3,620	3,489	3,601

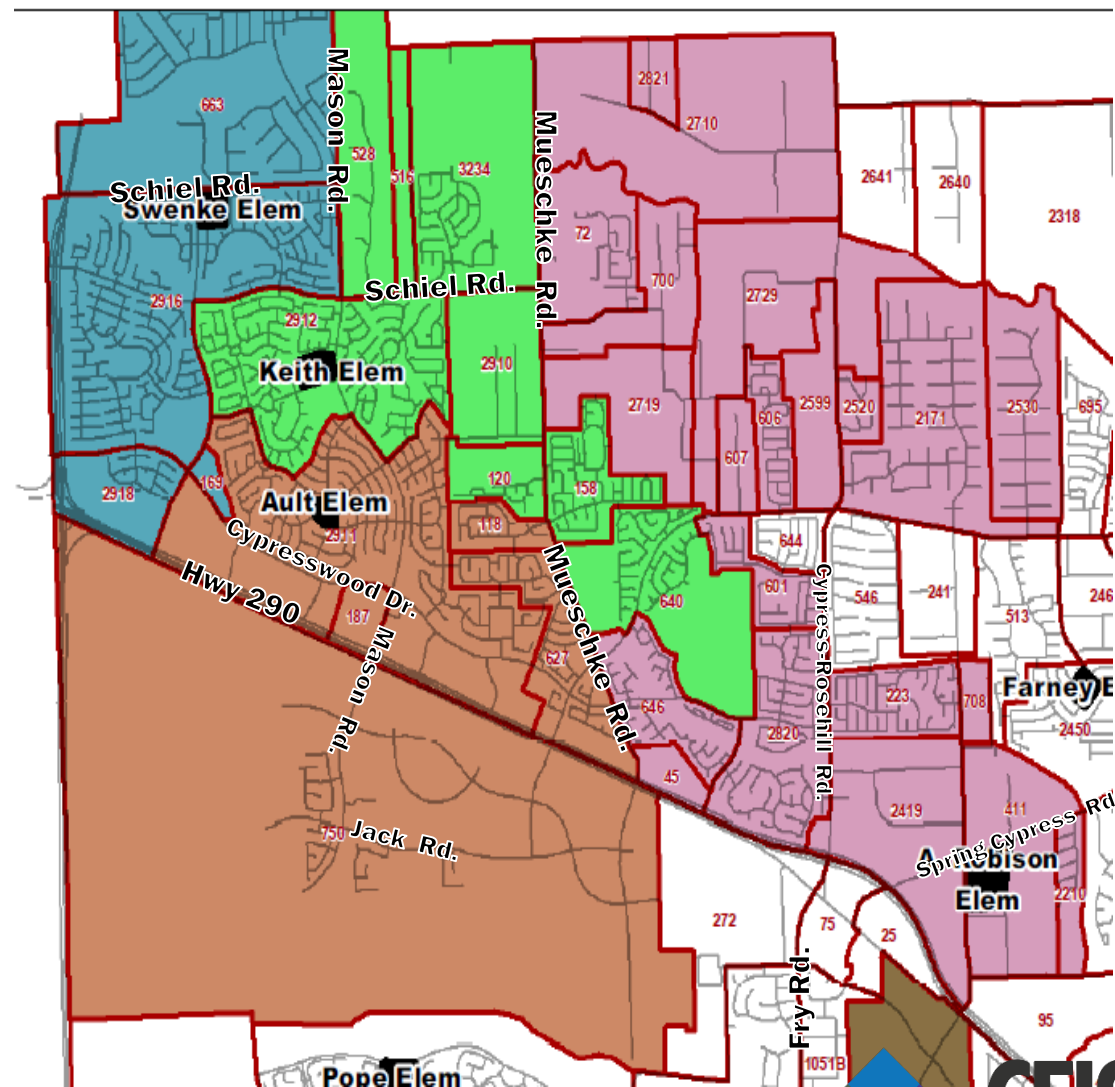
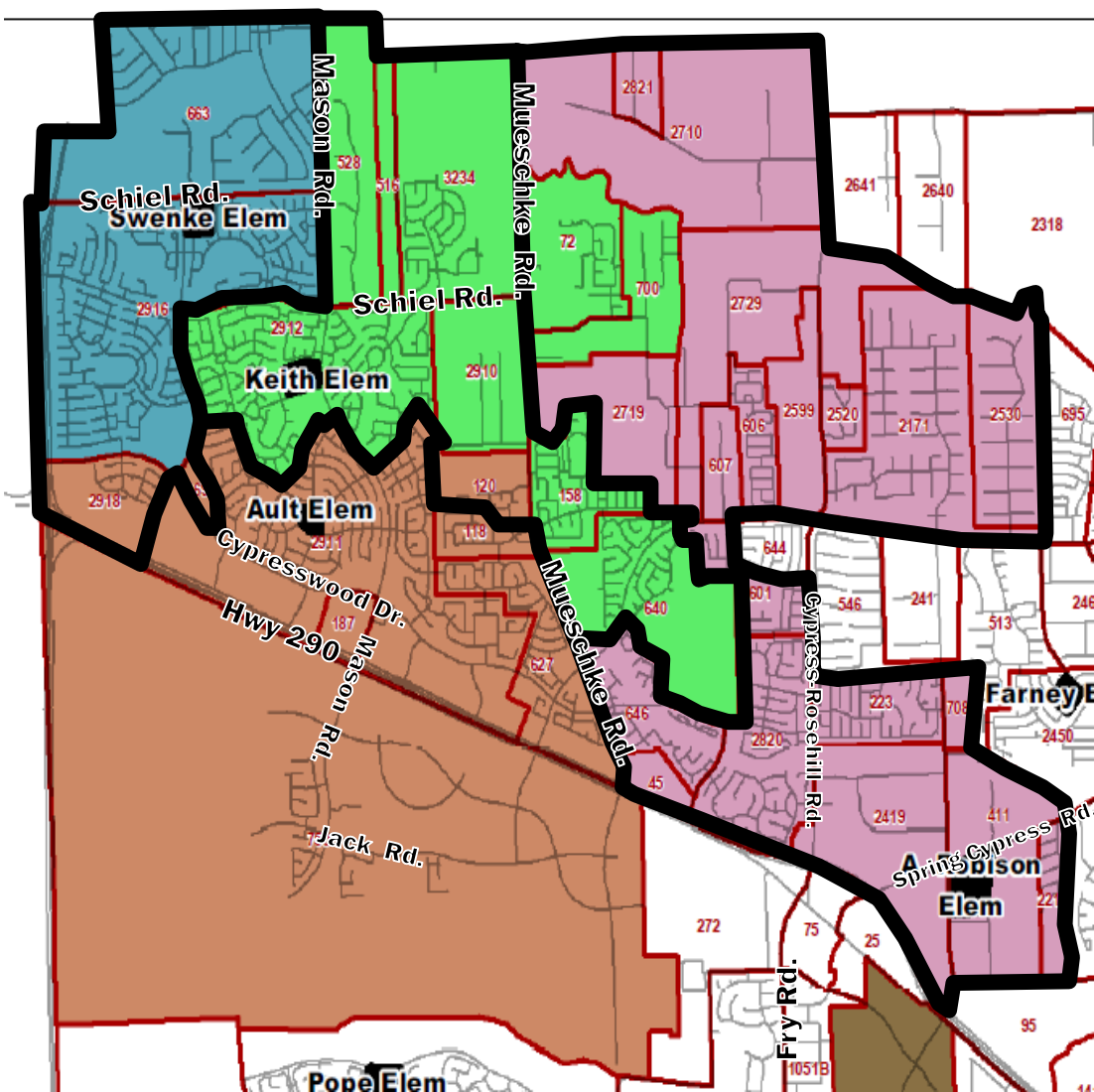


# Feedback Submissions by High School Proposal





# Ault Elementary School Relief: Current and Proposed Boundaries



# Ault Elementary School Enrollment Relief: Proposed Changes by Residential Code (RC)

<u>Ault ES to Swenke ES</u>		Students
RC 169	- Avenues at Cypress Apts.	27
RC 2918	- Fairfield South	55

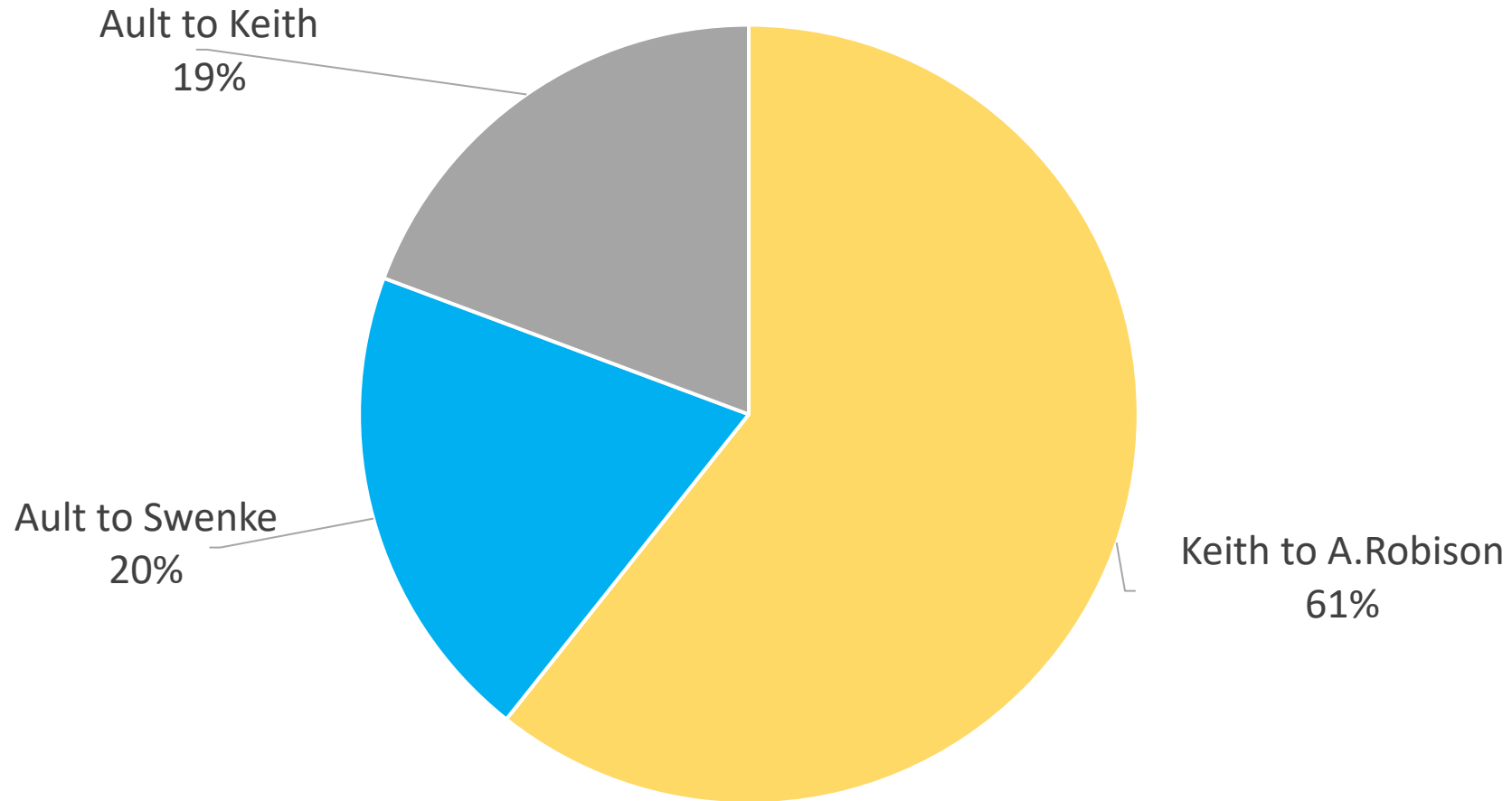
<u>Ault ES to Keith ES</u>		Students
RC 120	- Fair Meadows	55

<u>Keith ES to A Robison ES</u>		Students
RC 72	- Hidden Arbor	45
RC 700	- Riverton Ranch	18

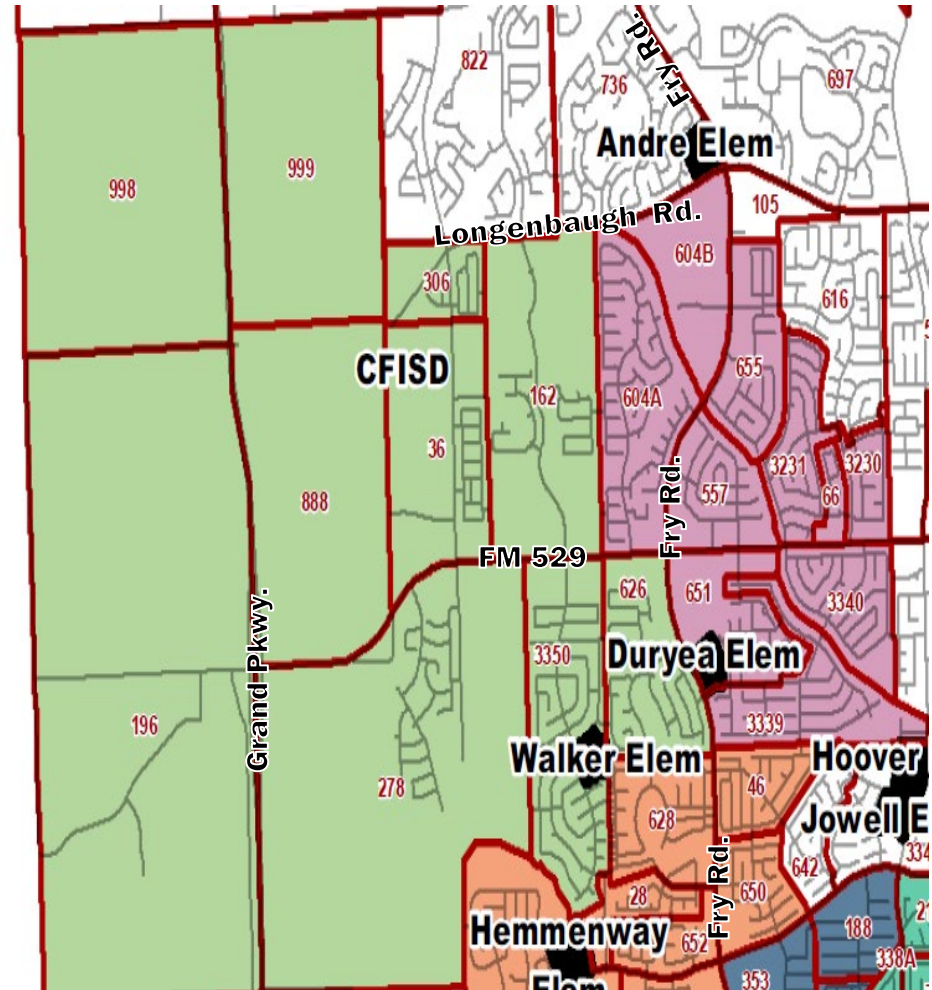
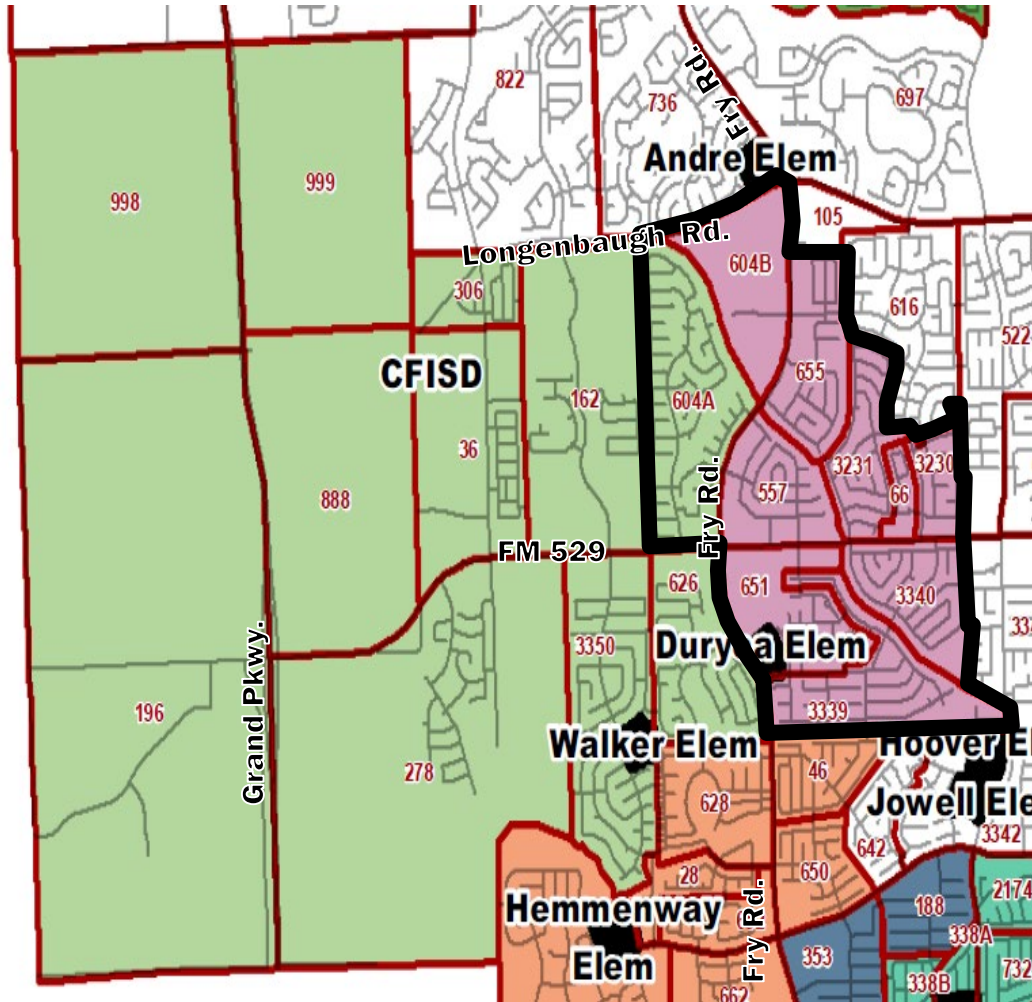
# 5-Year Projected Enrollment of Elementary Schools

School	Capacity	PASA Projected Enrollment	Snapshot Enrollment	Projected Resident PK-5th Grade Students				
		2022-23	10.28.2022	2023-24	2024-25	2025-26	2026-27	2027-28
Current Zones								
A. Robison	1,092	879	918	876	850	825	770	745
Ault	1,037	1,010	960	1,103	1,135	1,195	1,220	1,272
Keith	1,092	1,132	1,162	1,091	1,096	1,068	1,013	982
Swenke	1,092	954	941	912	851	804	728	677
Proposed Zones								
A. Robison	1,092			941	916	886	835	813
Ault	1,037			965	993	1,041	1,062	1,118
Keith	1,092			1,082	1,092	1,073	1,022	989
Swenke	1,092			994	931	892	812	756

# Feedback Submissions: Ault Relief



# Walker Elementary School Relief: Current and Proposed Boundaries



# Walker Elementary School Relief: Proposed Changes by Residential Code (RC)

<u>Walker ES to Duryea ES</u>	Students
RC 604A - Canyon Village at Cypress Springs	319

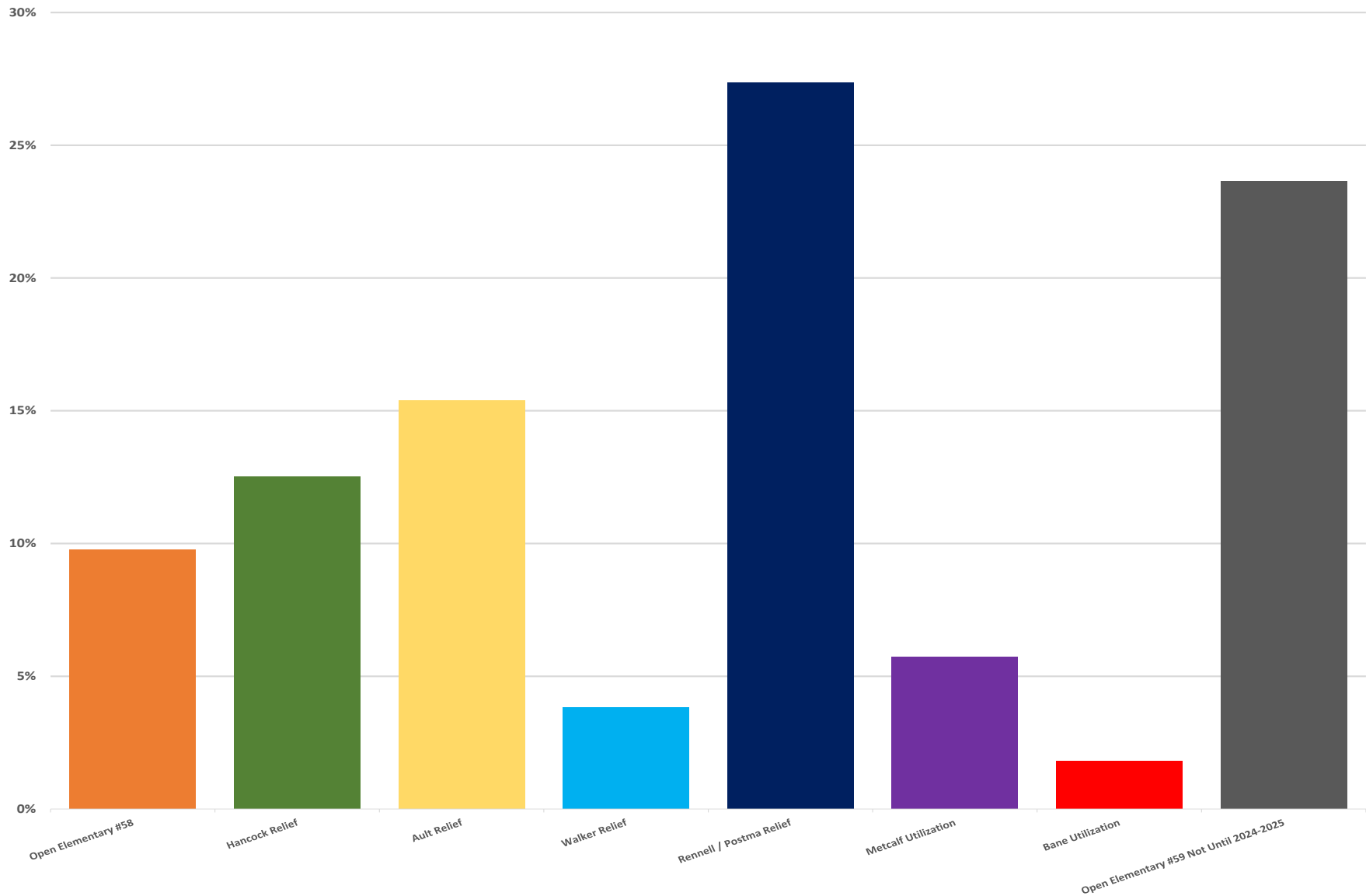
<u>Andre ES to Duryea ES</u>	Students
RC 604B - Canyon Village at Cypress Springs	0



# 5-Year Projected Enrollment of Elementary Schools

School	Capacity	PASA Projected Enrollment	Snapshot Enrollment	Projected Resident PK-5th Grade Students				
		2022-23	10.28.2022	2023-24	2024-25	2025-26	2026-27	2027-28
Current Zones								
André	1,092	1,020	989	1,086	1,153	1,232	1,310	1,373
Duryea	1,092	759	827	754	731	715	710	686
Walker	1,092	1,096	1,025	1,264	1,468	1,664	1,870	2,107
Proposed Zones								
André	1,092			1,092	1,012*	1,090*	1,169*	1,237*
Duryea	1,092			1,082	1,062	1,050	1,030	1,017
Walker	1,092			930	1,131	1,323	1,544	1,770

# Elementary School Feedback Submissions Aggregated by Category

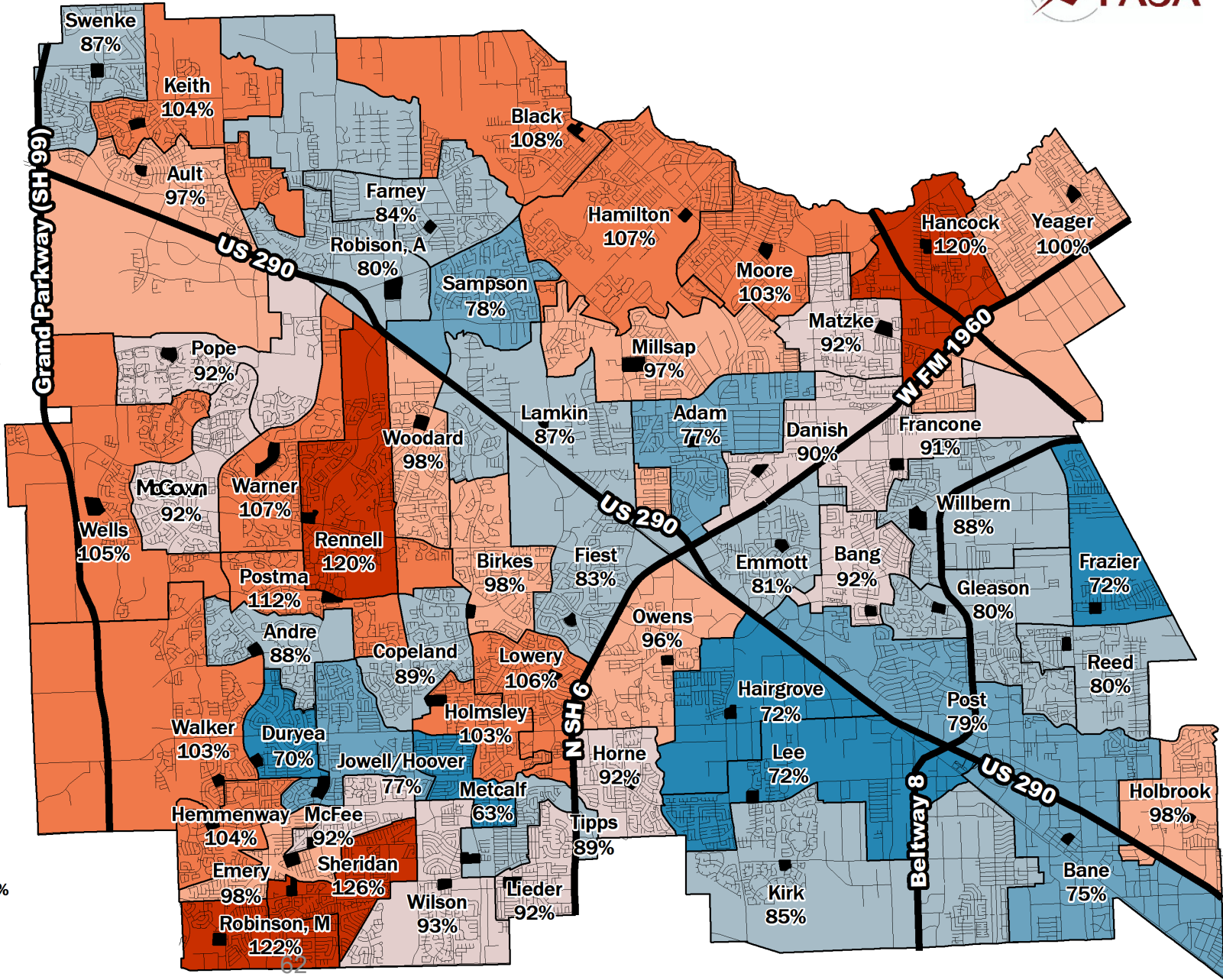
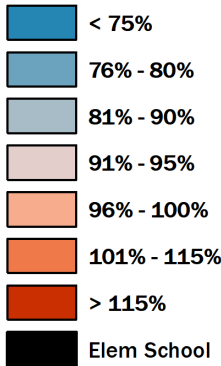


**RENNELL ELEMENTARY SCHOOL  
ENROLLMENT RELIEF (2023-2024) AND  
ELEMENTARY SCHOOL #59 (2024-2025)**

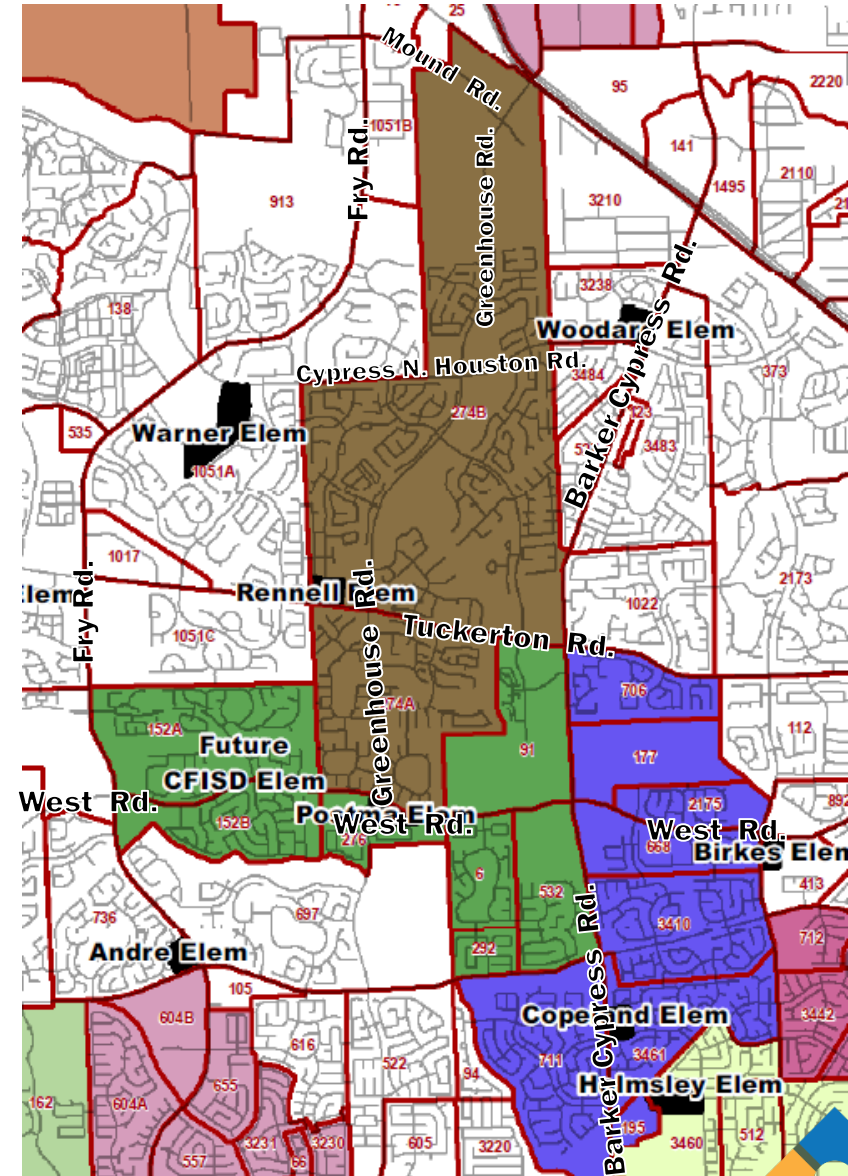
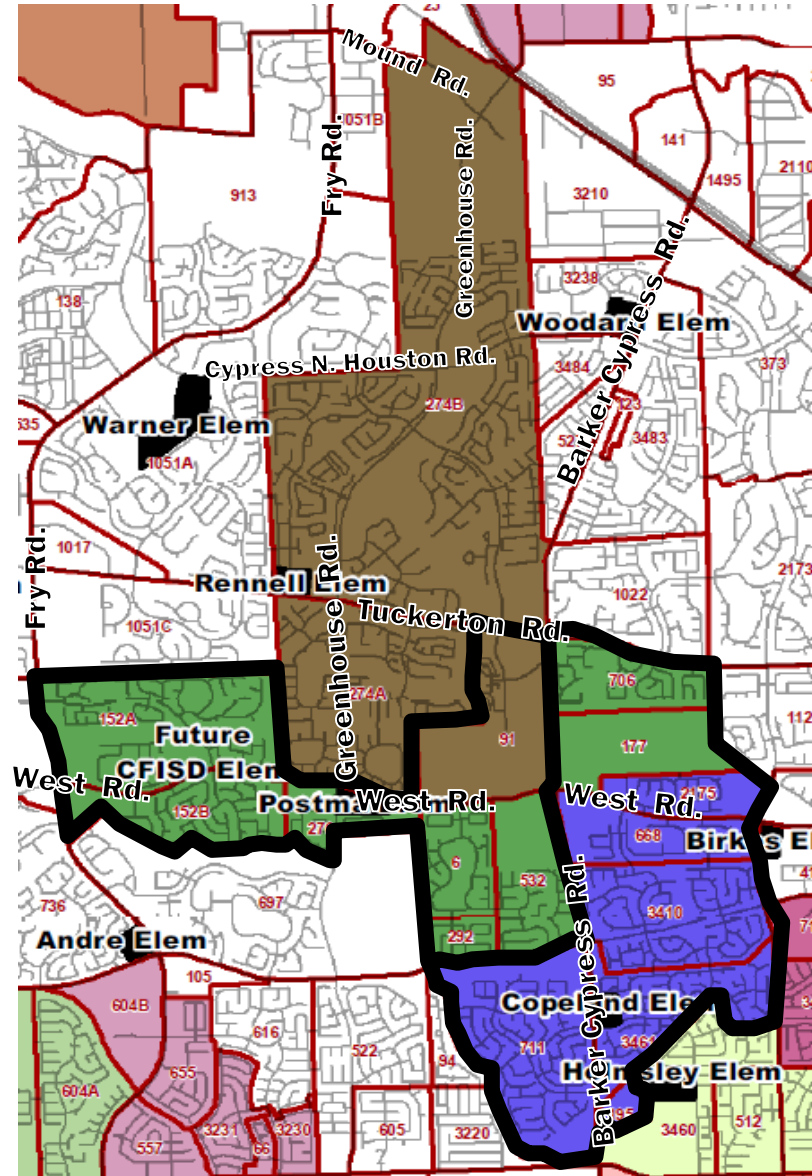
# Projected Elementary School Utilization 2022-23



Projected Enrollment in 2022-23  
vs.  
Current Capacity



# Rennell Elementary School Relief: Current and Proposed Boundaries



# Rennell Elementary School Enrollment Relief: Proposed Changes by Residential Code (RC)

<u>Postma ES to Copeland ES</u>		Students
RC 177	- West Lake Park Apts.	40
RC 706	- Canyon Lakes at Stonegate S	139

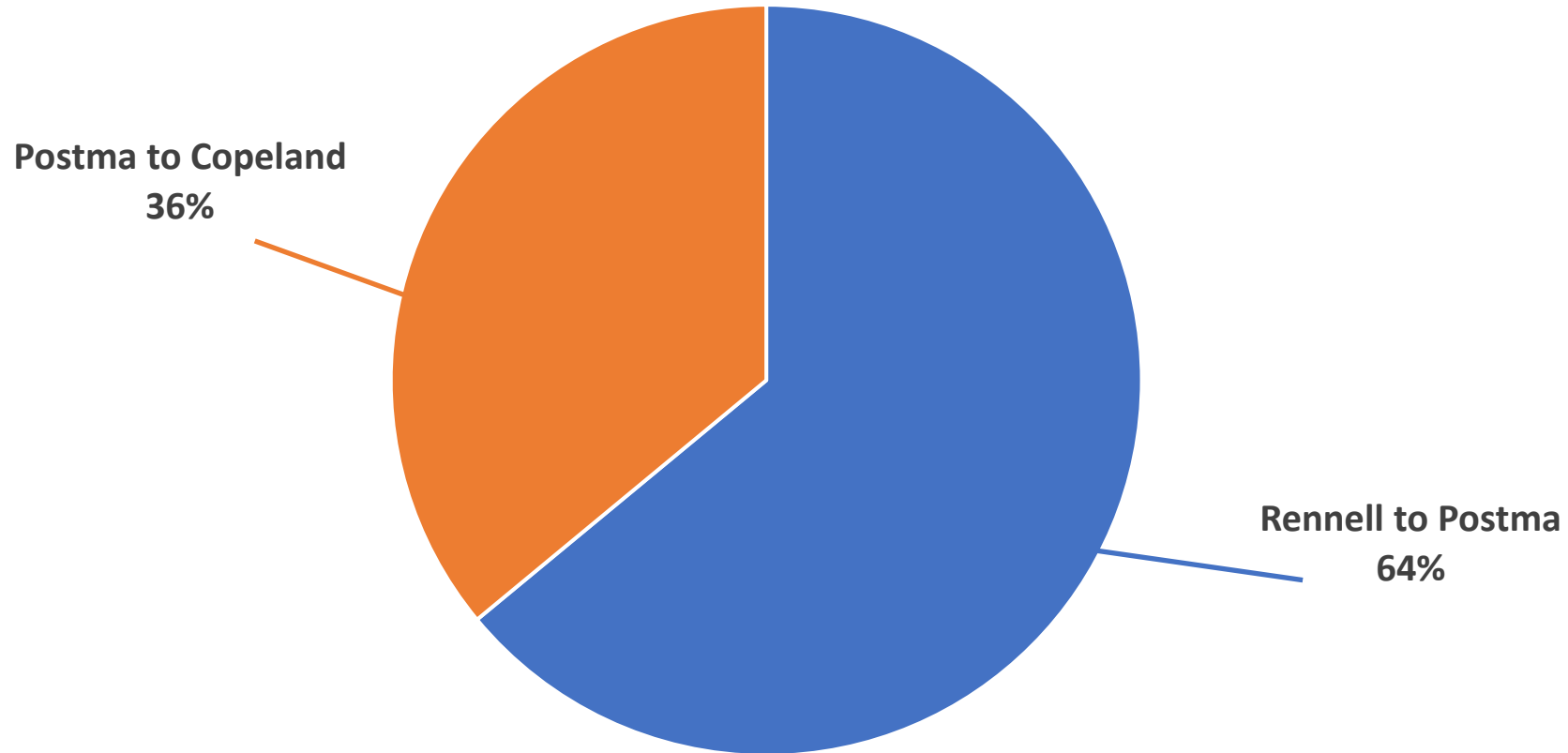
<u>Rennell ES to Postma ES</u>		Students
RC 91	- Cantera Apts. / Towne Lake Sec 40 & 44	135



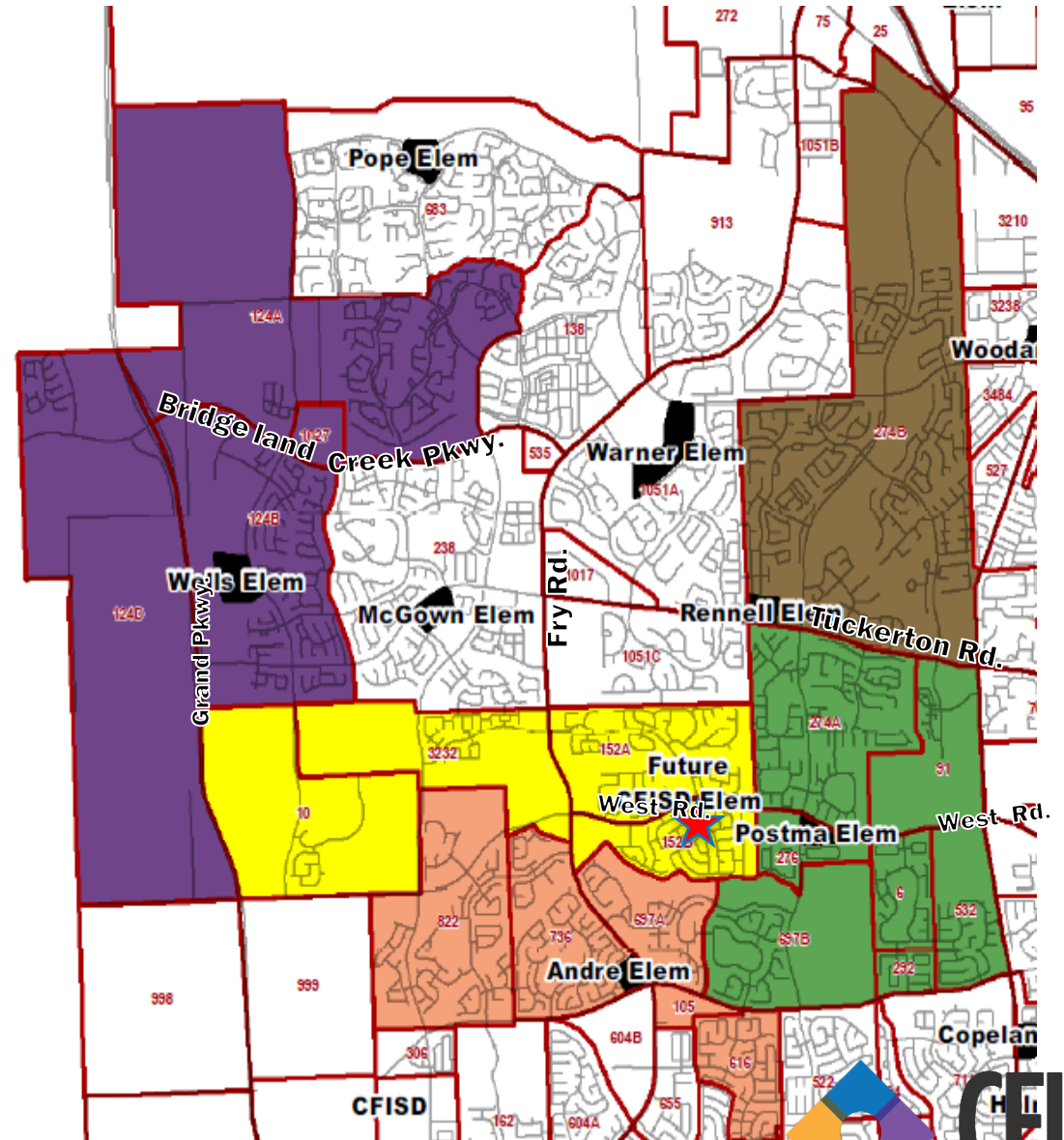
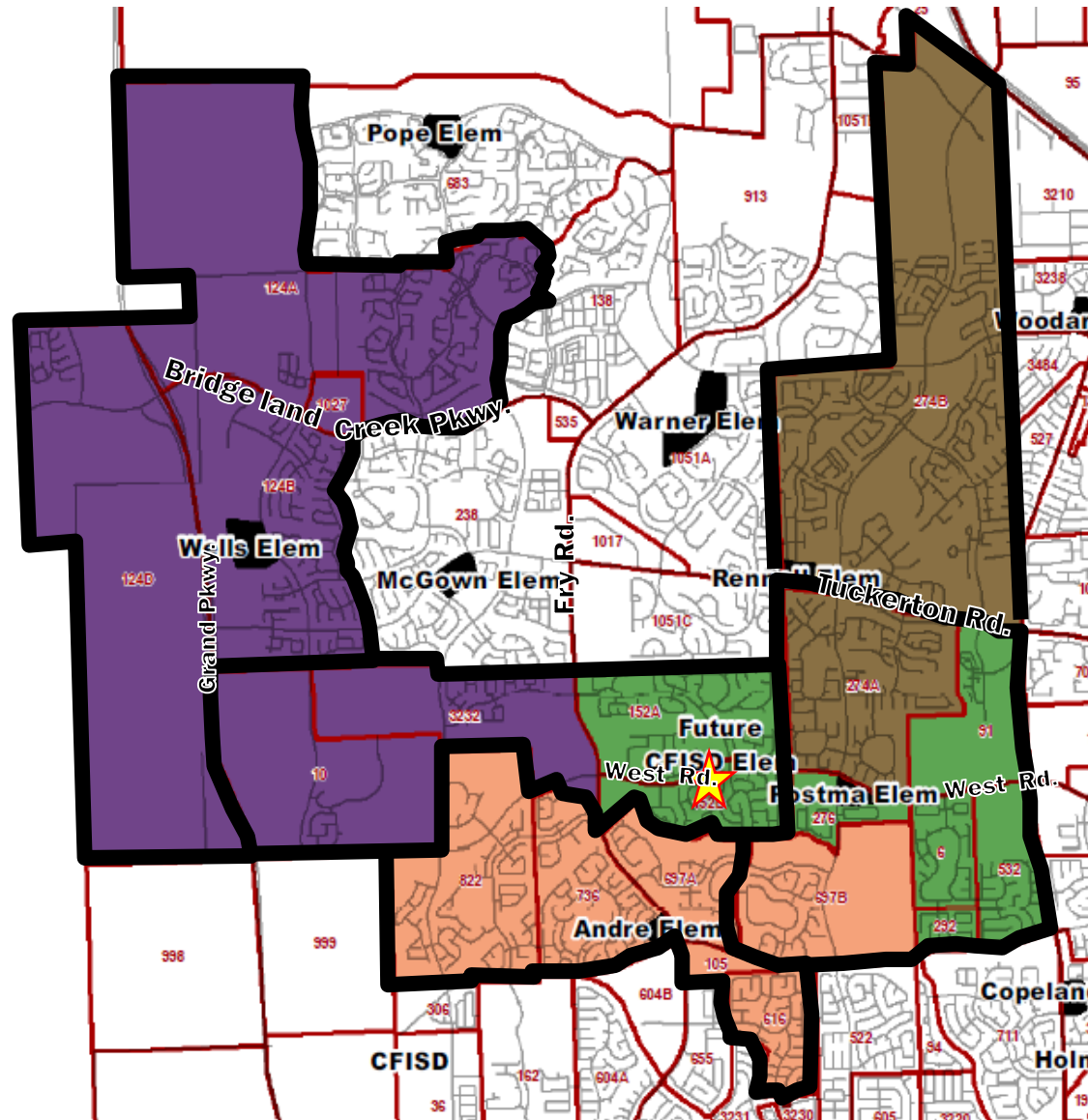
# 5-Year Projected Enrollment of Elementary Schools

School	Capacity	PASA Projected Enrollment	Snapshot Enrollment	Projected Resident PK-5th Grade Students				
		2022-23	10.28.2022	2023-24	2024-25	2025-26	2026-27	2027-28
Current Zones								
Copeland	1,037	926	931	839	814	772	720	683
Rennell	1,092	1,306	1,283	1,319	1,356	1,382	1,384	1,405
Postma	1,092	1,221	1,247	1,237	1,253	1,249	1,228	1,210
Proposed Zones								
Copeland	1,037			1,023	997	959	902	865
Rennell	1,092			1,165	1,194	1,207	1,198	1,211
Postma	1,092			1,207	1,232	1,237	1,232	1,222

# Feedback Submissions: Rennell Relief 23/24



# Elementary School #59: Current and Proposed Boundaries



# Elementary School #59: Proposed Changes by Residential Code (RC)

<b><u>Postma ES to ES #59</u></b>		Students
RC 152	- Miramesa	633

<b><u>André ES to Postma ES</u></b>		Students
RC 697B	- Canyon Lakes W LC Reservoir	163

<b><u>Wells ES to ES #59</u></b>		Students
RC 10	- Avalon at Cypress	216
RC 3232	- Bridge Creek	140

<b><u>Rennell ES to Postma ES</u></b>		Students
RC 274A	- Towne Lake - S of Tuckerton	181

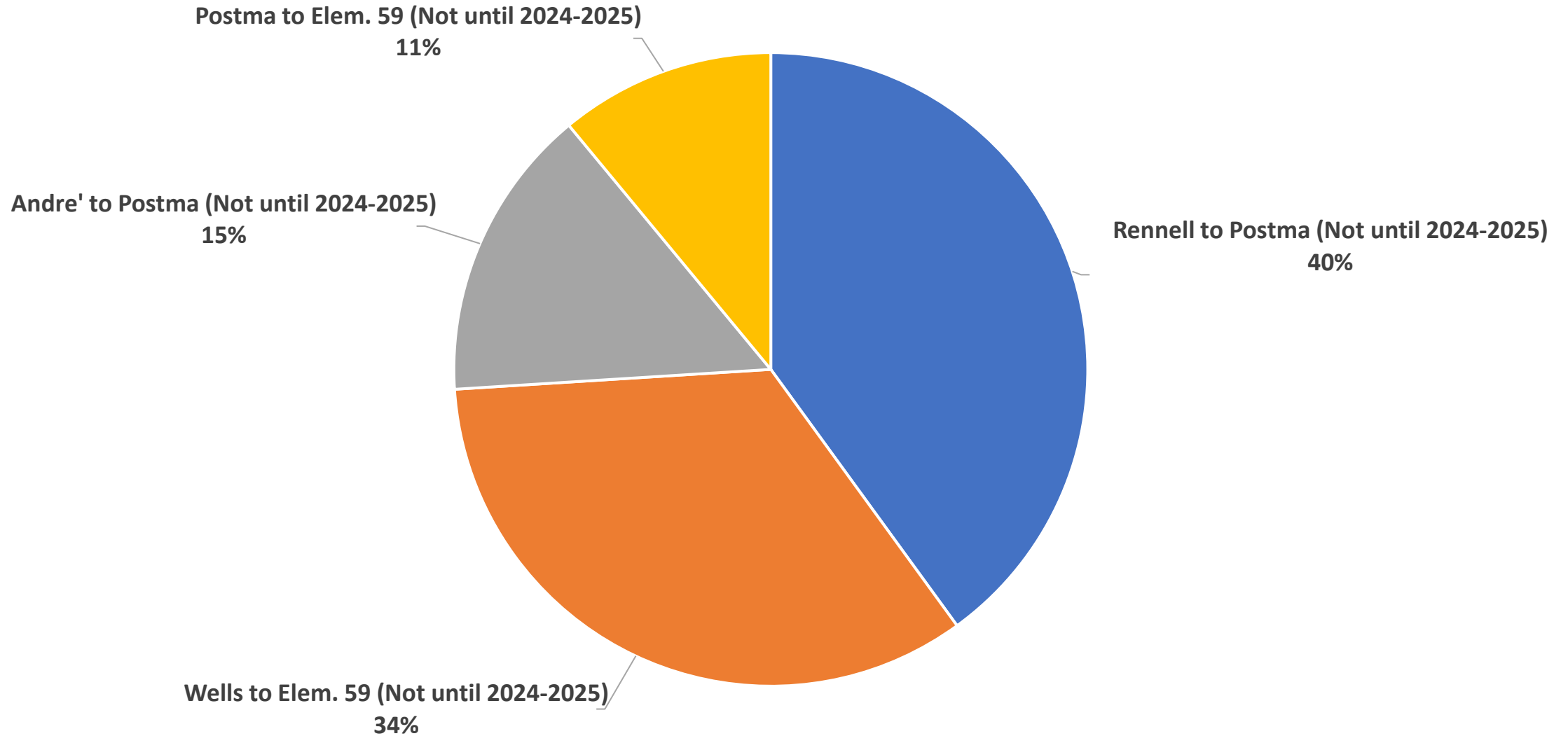
# 5-Year Projected Enrollment of Elementary Schools

School	Capacity	Projected Resident PK-5th Grade Students				
		2023-24	2024-25	2025-26	2026-27	2027-28
Current Zones						
André	1,092	1,086	1,153	1,232	1,310	1,373
Postma	1,092	1,214	1,239	1,244	1,239	1,229
Rennell	1,092	1,166	1,195	1,208	1,199	1,212
Wells	1,092	1,436	1,666	1,917	2,123	2,246
Proposed Zones						
André	1,092	1,092	1,012*	1,090*	1,169*	1,237*
Postma	1,092	1,207	932*	903*	851*	824*
Rennell	1,092	1,165	1,026*	1,063*	1,082*	1,110*
Wells	1,092	1,436	1302*	1396*	1452*	1515*
Elementary #59	1,092	n/a	1,005*	1,170*	1,327*	1,381*

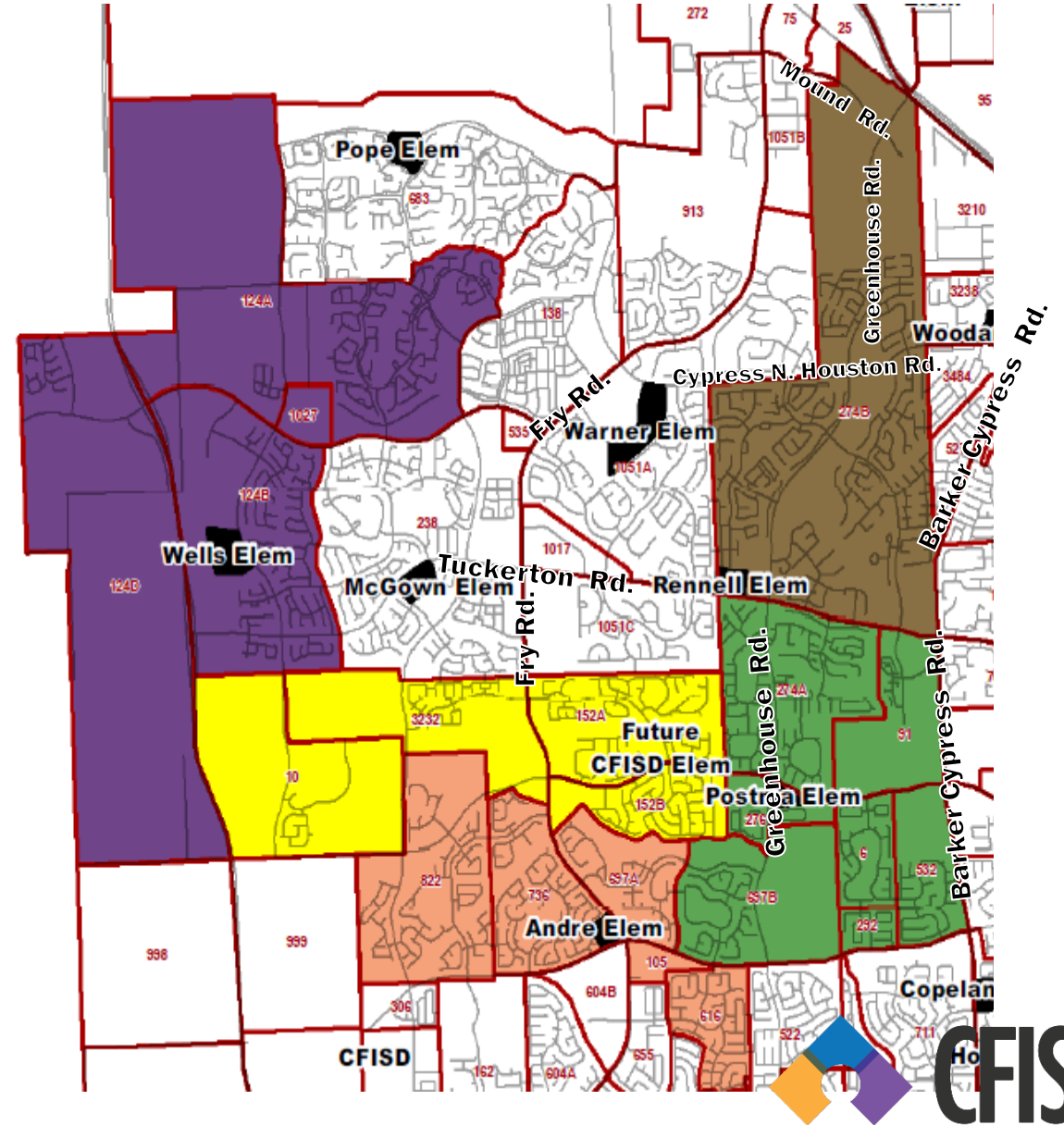
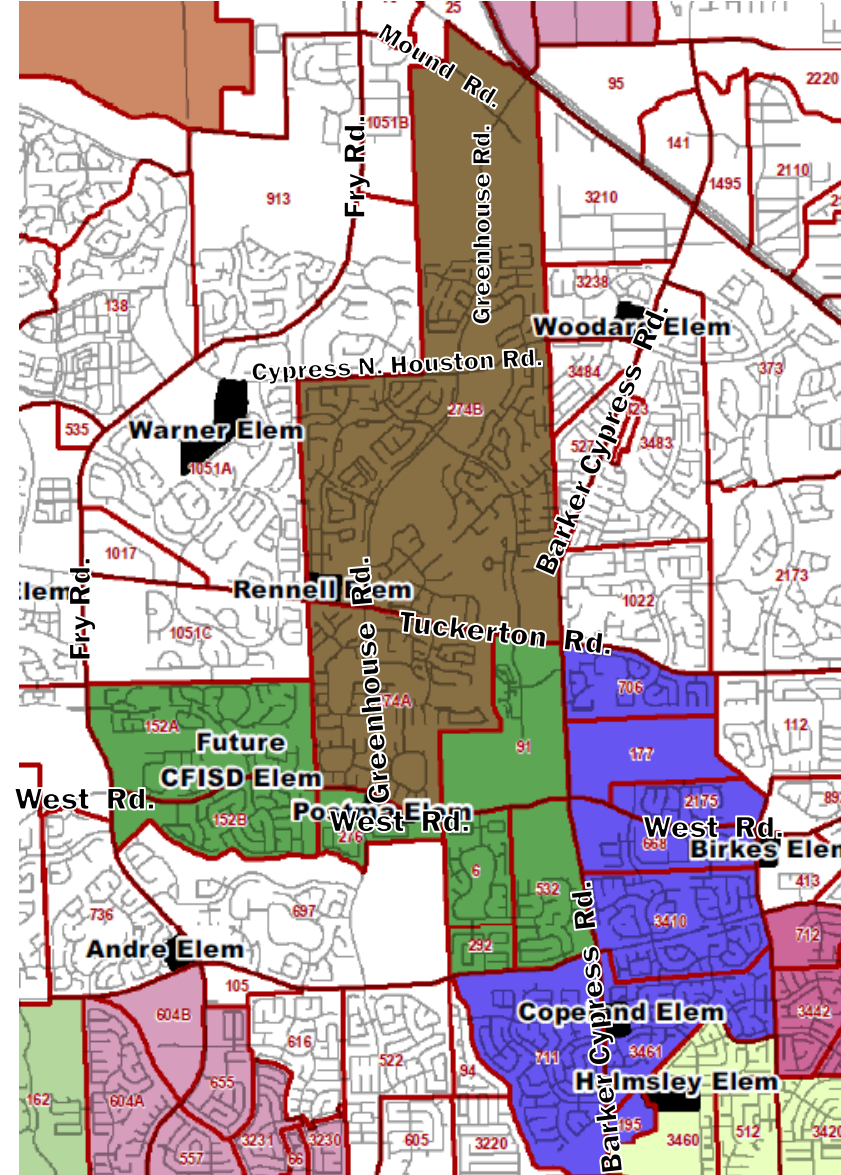
\*denotes projected enrollment based on approval of 2024-25 boundaries for Elementary #59



# Feedback Submissions: Opening Elementary #59



# Rennell Elementary School Relief: 2023-24 and 2024-25 Proposed Boundaries



# Opening Elementary #59: Option 12.8.22

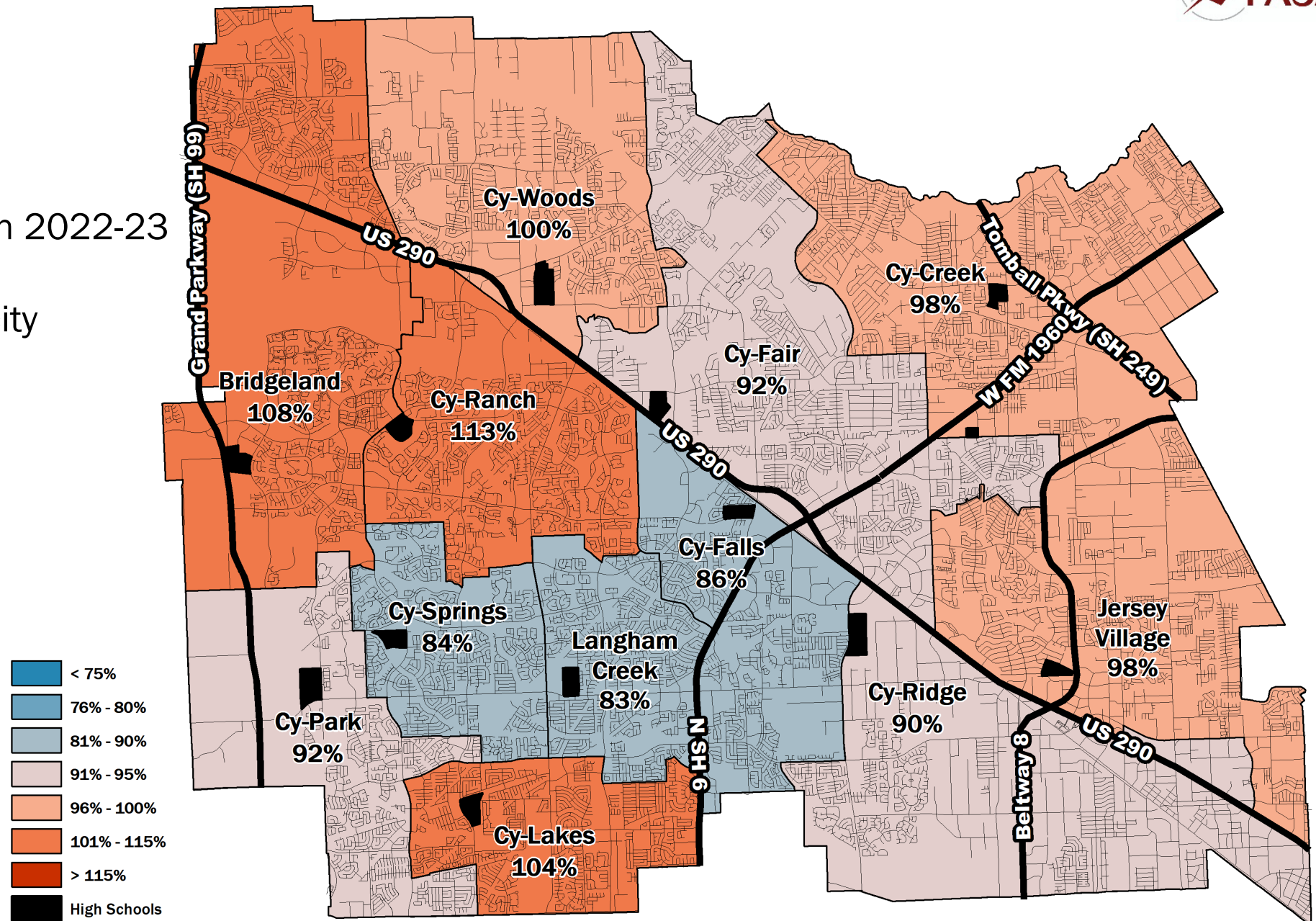
School	Capacity	Projected Resident PK-5th Grade Students				
		2023-24	2024-25	2025-26	2026-27	2027-28
Current Zones						
André	1,092	1,086	1,153	1,232	1,310	1,373
Postma	1,092	1,214	1,239	1,244	1,239	1,229
Rennell	1,092	1,166	1,195	1,208	1,199	1,212
Wells	1,092	1,436	1,666	1,917	2,123	2,246
Proposed Zones - Option 12.8.2022						
André	1,092	1,092	871	958	1,044	1,122
Postma	1,092	1,207	889	887	873	860
Rennell	1,092	1,166	1,195	1,208	1,199	1,212
Wells	1,092	1,436	1,302	1,396	1,452	1,515
#59	1,092	n/a	1,005	1,170	1,327	1,381

\*denotes projected enrollment based on approval of 2023-24 boundaries for Rennell Relief

# **HIGH SCHOOL ENROLLMENT RELIEF**

# Projected High School Utilization 2022-23

Projected Enrollment in 2022-23  
vs.  
Current Capacity

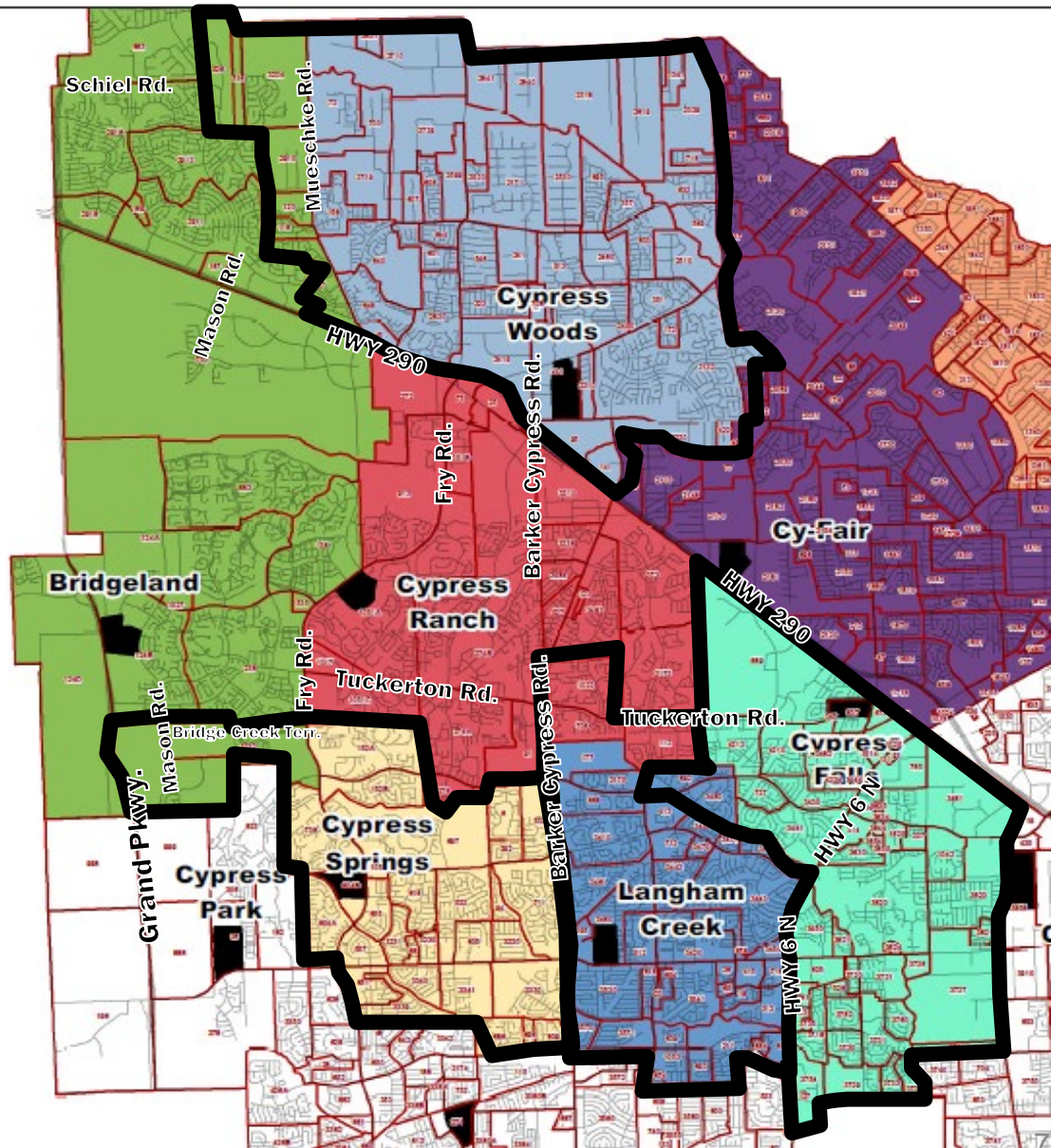




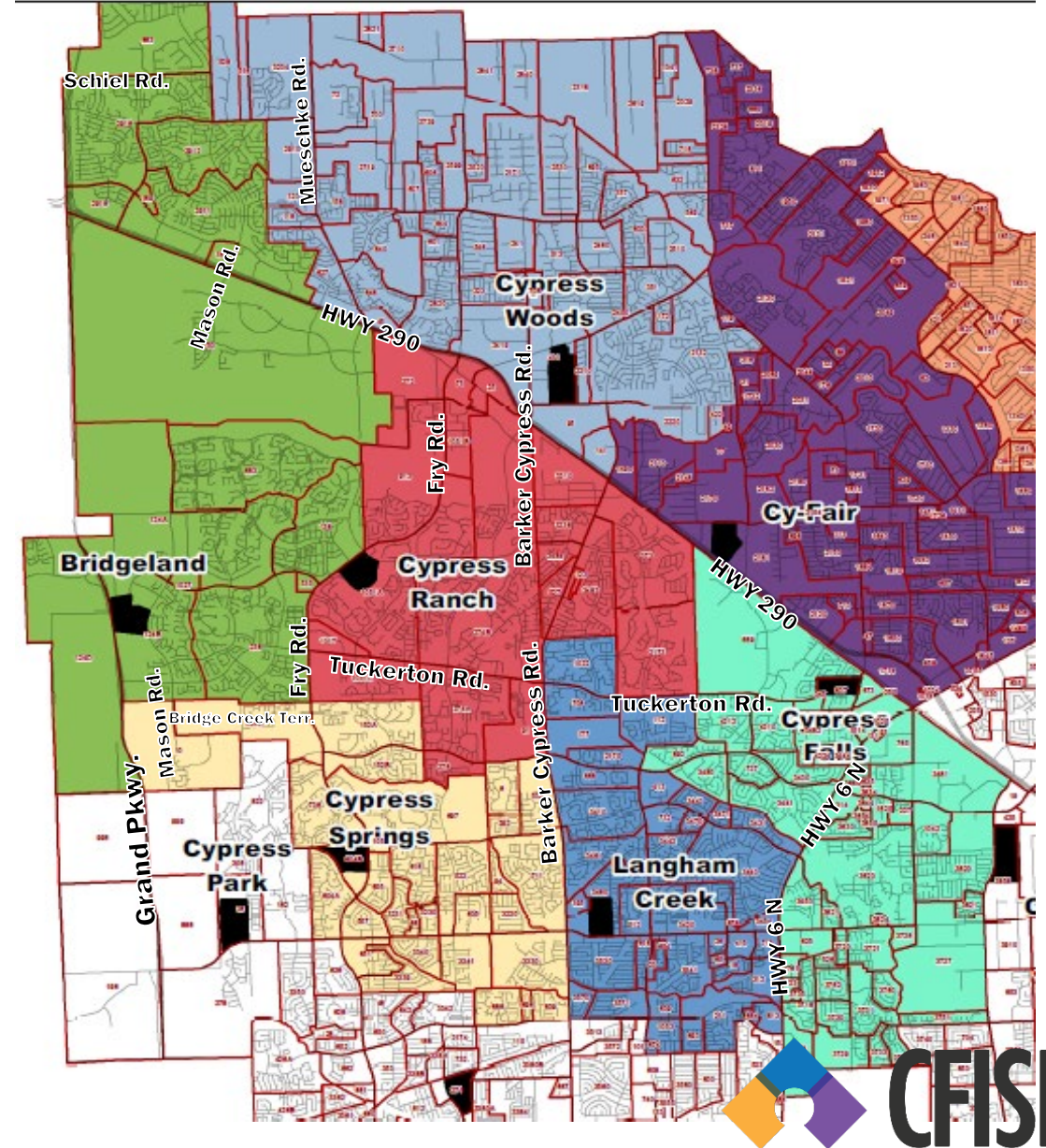
# 5-Year Projected Enrollment of High Schools

		PASA Projected Enrollment	SNAPSHOT ENROLLMENT	Projected Resident 9th-12th Grade Students				
School	Capacity	2022-23	10.28.2022	2023-24	2024-25	2025-26	2026-27	2027-28
Current Zones								
Bridgeland	3,304	3,557	3,546	3,725	3,858	4,027	4,212	4,380
Cy-Fair	3,660	3,370	3,427	3,226	3,195	3,141	3,059	3,009
Cypress Creek	3,525	3,466	3,374	3,637	3,681	3,711	3,602	3,706
Cypress Falls	3,276	2,827	2,866	2,847	2,828	2,748	2,662	2,588
Cypress Lakes	3,219	3,335	3,181	3,542	3,595	3,534	3,421	3,342
Cypress Park	3,304	3,033	2,964	3,077	3,251	3,288	3,459	3,504
Cypress Ranch	3,219	3,637	3,626	3,708	3,753	3,760	3,727	3,716
Cypress Ridge	3,217	2,956	2,927	2,925	2,927	2,870	2,939	2,874
Cypress Springs	3,219	2,709	2,790	3,048	3,049	2,958	2,946	2,933
Cypress Woods	3,219	3,204	3,241	3,158	3,116	3,058	2,905	2,798
Jersey Village	3,484	3,407	3,368	3,413	3,359	3,225	3,096	2,938
Langham Creek	3,293	2,745	2,783	2,551	2,593	2,468	2,418	2,351

# High School Enrollment Relief: Current and Proposed Boundaries



76





# High School Enrollment Relief: Proposed Changes by Residential Code (RC)

<b><u>Bridgeland HS to Cypress Woods HS</u></b>		Students
RC 118	- Cypress Park N of 290	15
RC 120	- Fair Meadows	4
RC 516	- Bridle Oaks Estates	1
RC 528	- Saddle Ridge Estates	0
RC 627	- Villages of Cypress Lakes S	81
RC 2910	- Edworthy Farms	3
RC 3234	- Falls at Dry Creek	26

<b><u>Bridgeland HS to Cypress Springs HS</u></b>		Students
RC 10	- Avalon at Cypress	15
RC 3232	- Bridge Creek	13

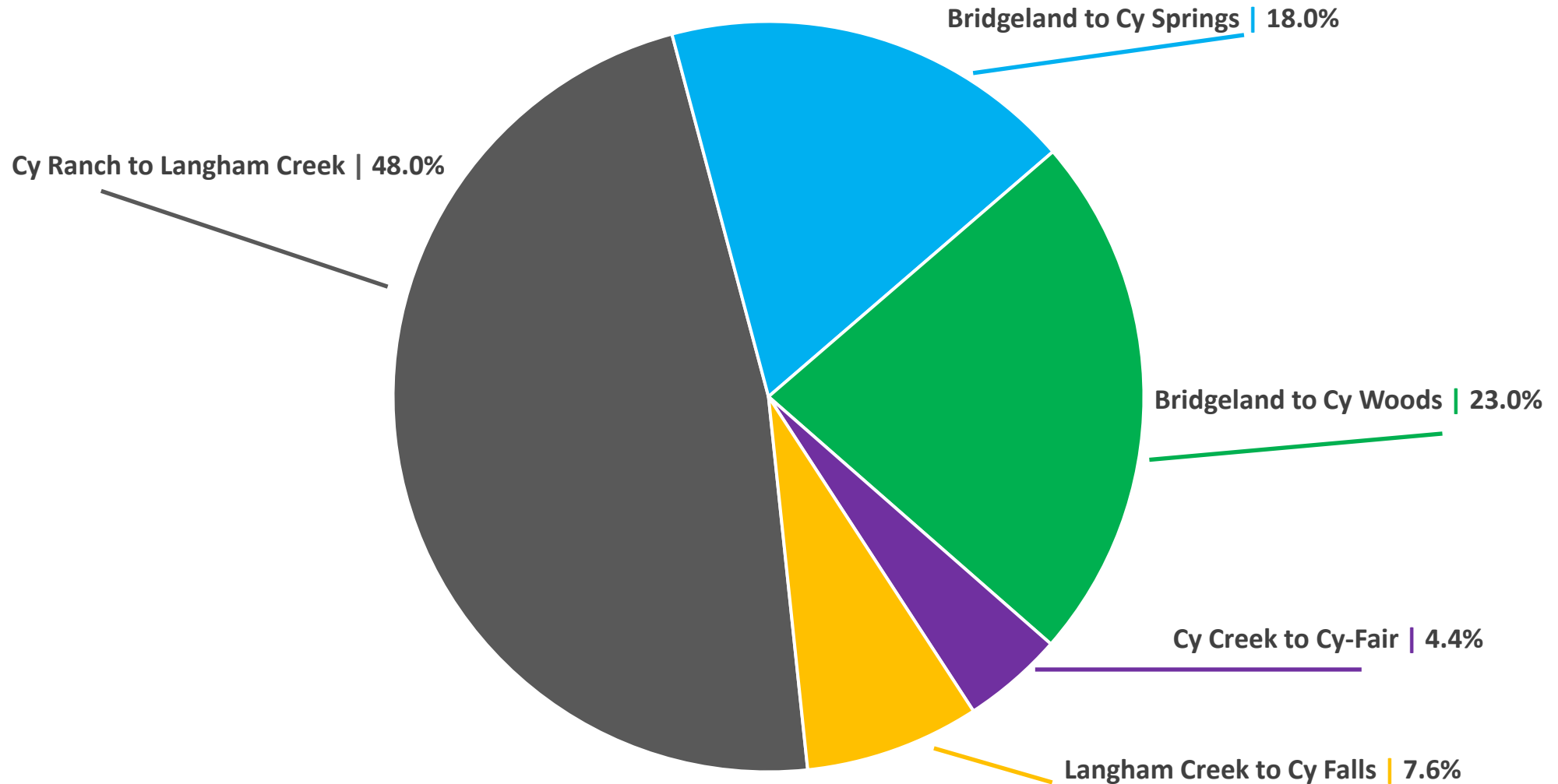
<b><u>Cypress Ranch HS to Langham Creek HS</u></b>		Students
RC 112	- Canyon Lakes at Stonegate NE	66
RC 706	- Canyon Lakes at Stonegate S	29
RC 1022	- Canyon Lakes at Stonegate	77

<b><u>Langham Creek HS to Cypress Falls HS</u></b>		Students
RC 892	- Copper Village N of West	13
RC 3480	- Copper Village S of West	11

# 5-Year Projected Enrollment of High Schools

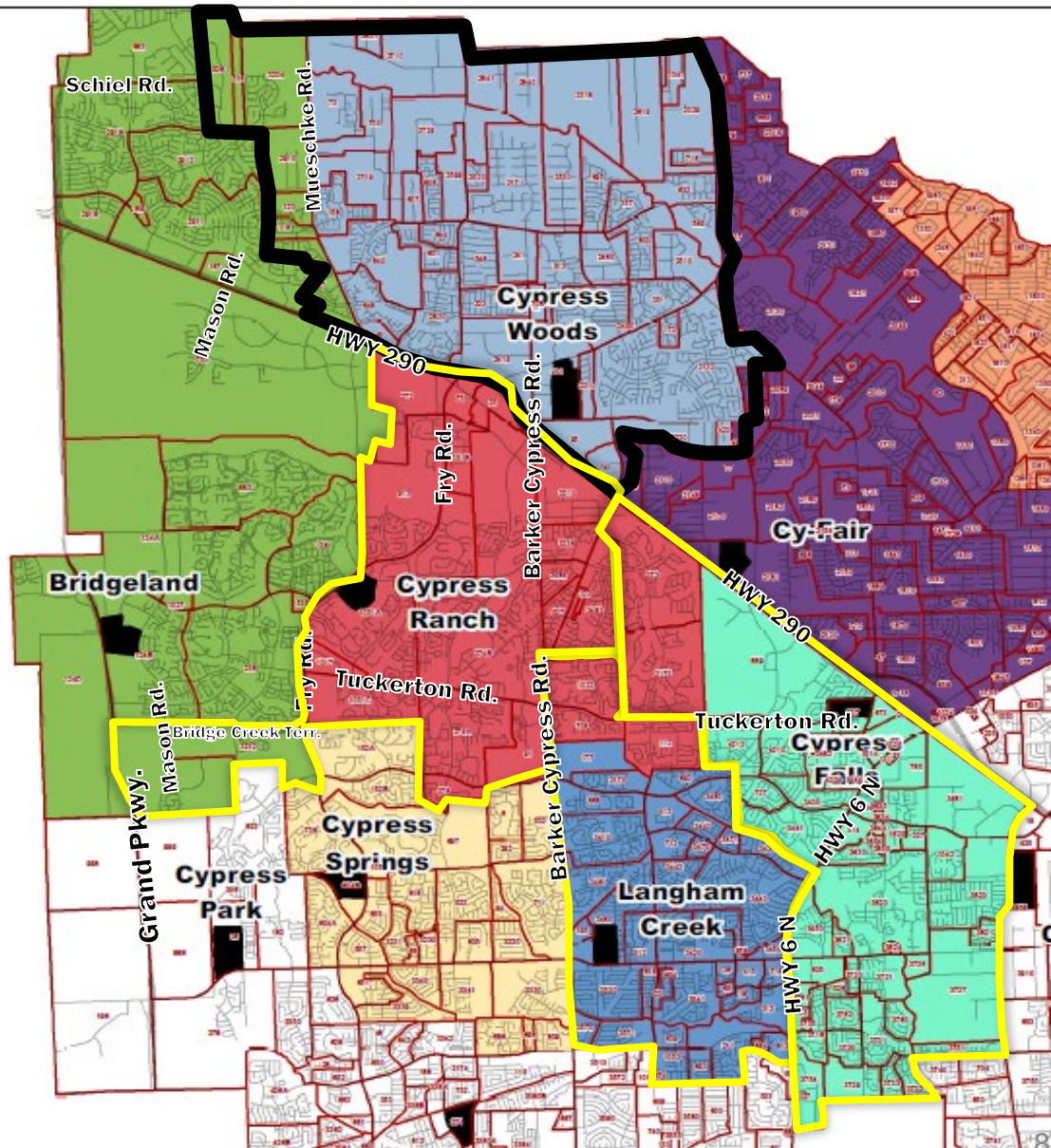
		PASA Projected Enrollment	SNAPSHOT ENROLLMENT	Projected Resident 9th-12th Grade Students				
School	Capacity	2022-23	10.28.2022	2023-24	2024-25	2025-26	2026-27	2027-28
Current Zones								
Bridgeland	3,304	3,557	3,546	3,725	3,858	4,027	4,212	4,380
Cy-Fair	3,660	3,370	3,427	3,226	3,195	3,141	3,059	3,009
Cypress Creek	3,525	3,466	3,374	3,637	3,681	3,711	3,602	3,706
Cypress Falls	3,276	2,827	2,866	2,847	2,828	2,748	2,662	2,588
Cypress Ranch	3,219	3,637	3,626	3,708	3,753	3,760	3,727	3,716
Cypress Springs	3,219	2,709	2,790	3,048	3,049	2,958	2,946	2,933
Cypress Woods	3,219	3,204	3,241	3,158	3,116	3,058	2,905	2,798
Langham Creek	3,293	2,745	2,783	2,551	2,593	2,468	2,418	2,351
Proposed Zones								
Bridgeland	3,304			3,567	3,528	3,489	3,415	3,545
Cy-Fair	3,660			3,259	3,250	3,232	3,172	3,114
Cypress Creek	3,525			3,604	3,626	3,620	3,489	3,601
Cypress Falls	3,276			2,871	2,874	2,818	2,745	2,670
Cypress Ranch	3,219			3,536	3,430	3,287	3,107	3,106
Cypress Springs	3,219			3,076	3,144	3,161	3,289	3,321
Cypress Woods	3,219			3,288	3,351	3,393	3,359	3,245
Langham Creek	3,293			2,699	2,870	2,871	2,955	2,879

# Feedback Submissions by High School Proposal





# High School Enrollment Relief: Option 12.8.2022



Bridgeland HS to Cypress Woods HS		Students
RC 118	- Cypress Park N of 290	15
RC 120	- Fair Meadows	4
RC 516	- Bridle Oaks Estates	1
RC 528	- Saddle Ridge Estates	0
RC 627	- Villages of Cypress Lakes S	81
RC 2910	- Edworthy Farms	3
RC 3234	- Falls at Dry Creek	26

Cypress Ranch HS to Langham Creek HS		Students
RC 112	- Canyon Lakes at Stonegate NE Easement	66
RC 706	- Canyon Lakes at Stonegate S	29
RC 1022	- Canyon Lakes at Stonegate	77

Cypress Ranch HS to Cypress Falls HS		Students
RC 373	- Stone Gate	63
RC 2173	- Stonegate S HOU National	64

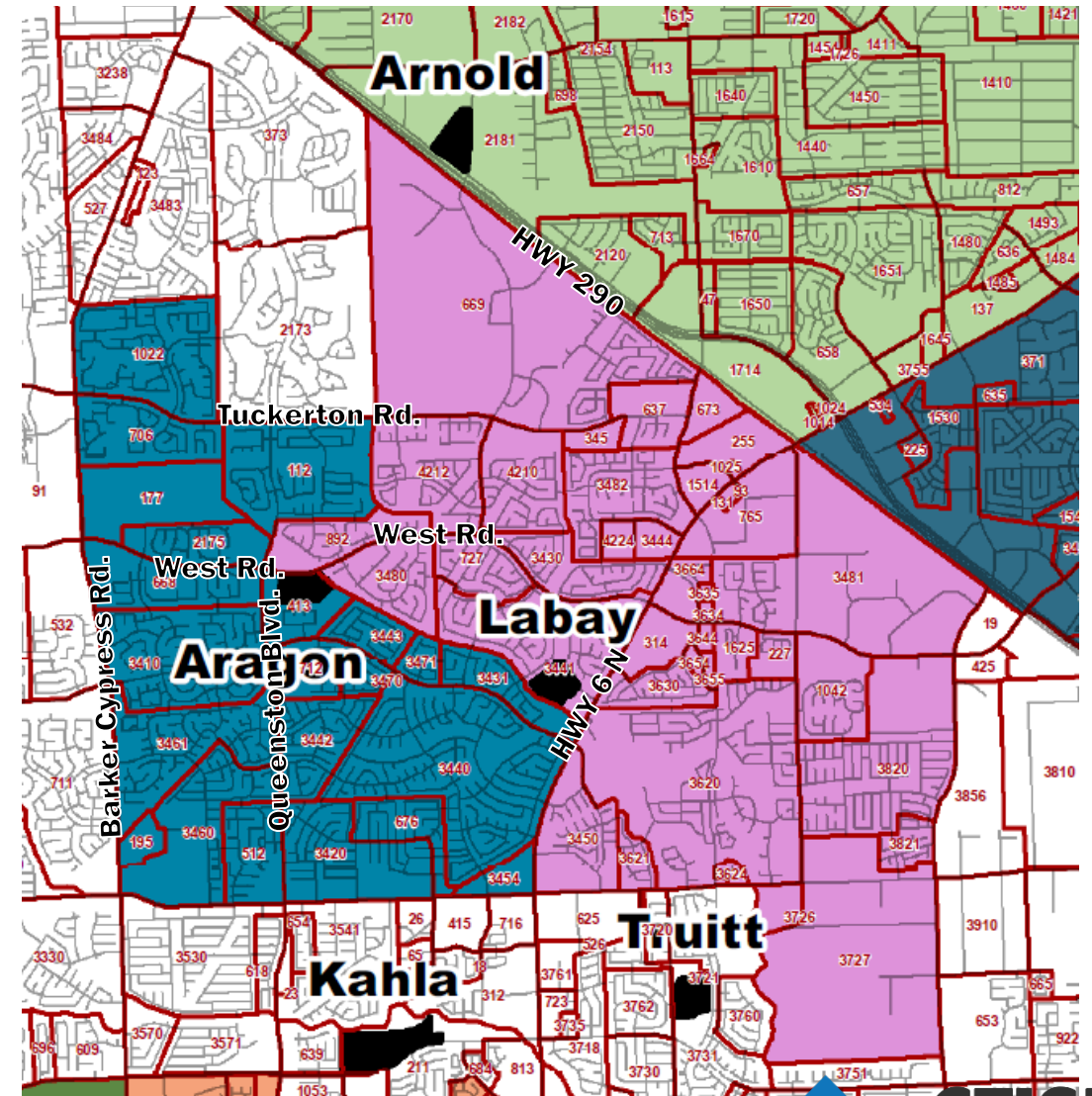
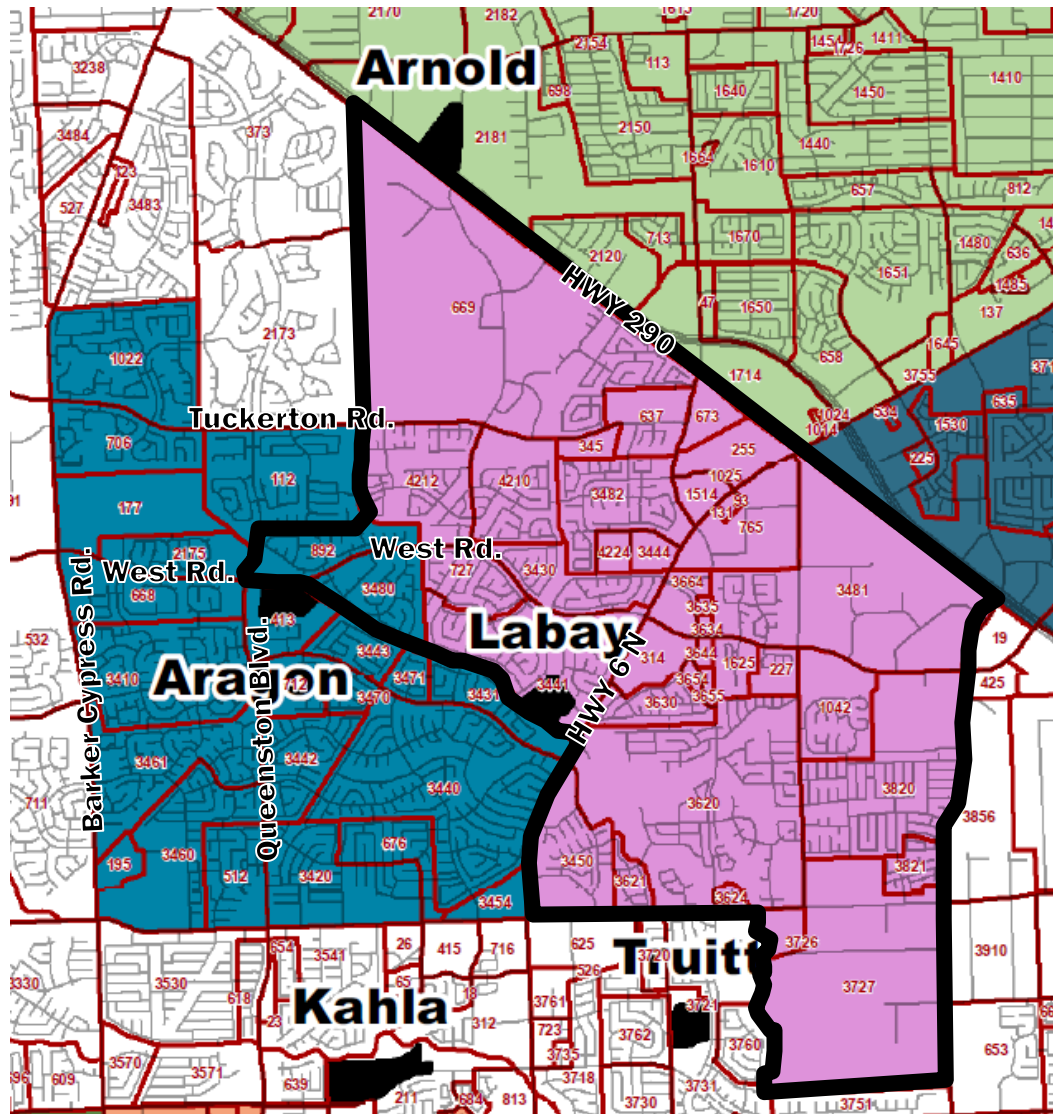
Bridgeland HS to Cypress Ranch HS		Students
RC 10	- Avalon at Cypress	15
RC 3232	- Bridge Creek	13

# High School Enrollment Relief: Option 12.8.2022

		PASA Projected Enrollment	SNAPSHOT ENROLLMENT	Projected Resident 9th-12th Grade Students				
School	Capacity	2022-23	10.28.2022	2023-24	2024-25	2025-26	2026-27	2027-28
Current Zones								
Bridgeland	3,304	3,557	3,546	3,725	3,858	4,027	4,212	4,380
Cypress Falls	3,276	2,827	2,866	2,847	2,828	2,748	2,662	2,588
Cypress Ranch	3,219	3,637	3,626	3,708	3,753	3,760	3,727	3,716
Cypress Springs	3,219	2,709	2,790	3,048	3,049	2,958	2,946	2,933
Cypress Woods	3,219	3,204	3,241	3,158	3,116	3,058	2,905	2,798
Langham Creek	3,293	2,745	2,783	2,551	2,593	2,468	2,418	2,351
				Proposed Enrollment 9th-12th Grade Students				
School	Capacity			2023-24	2024-25	2025-26	2026-27	2027-28
Proposed Zones								
Bridgeland	3,304			3,567	3,528	3,489	3,415	3,545
Cypress Falls	3,276			2,974	3,055	3,067	3,064	2,962
Cypress Ranch	3,219			3,437	3,298	3,171	3,048	3,120
Cypress Springs	3,219			3,048	3,049	2,958	2,946	2,933
Cypress Woods	3,219			3,288	3,351	3,393	3,359	3,245
Langham Creek	3,293			2,723	2,916	2,941	3,038	2,961



# Aragon / Labay Middle School Alignment: Current and Proposed Boundaries



## Aragon / Labay Middle School Feeder Pattern Alignment: Proposed Changes by Residential Code (RC)

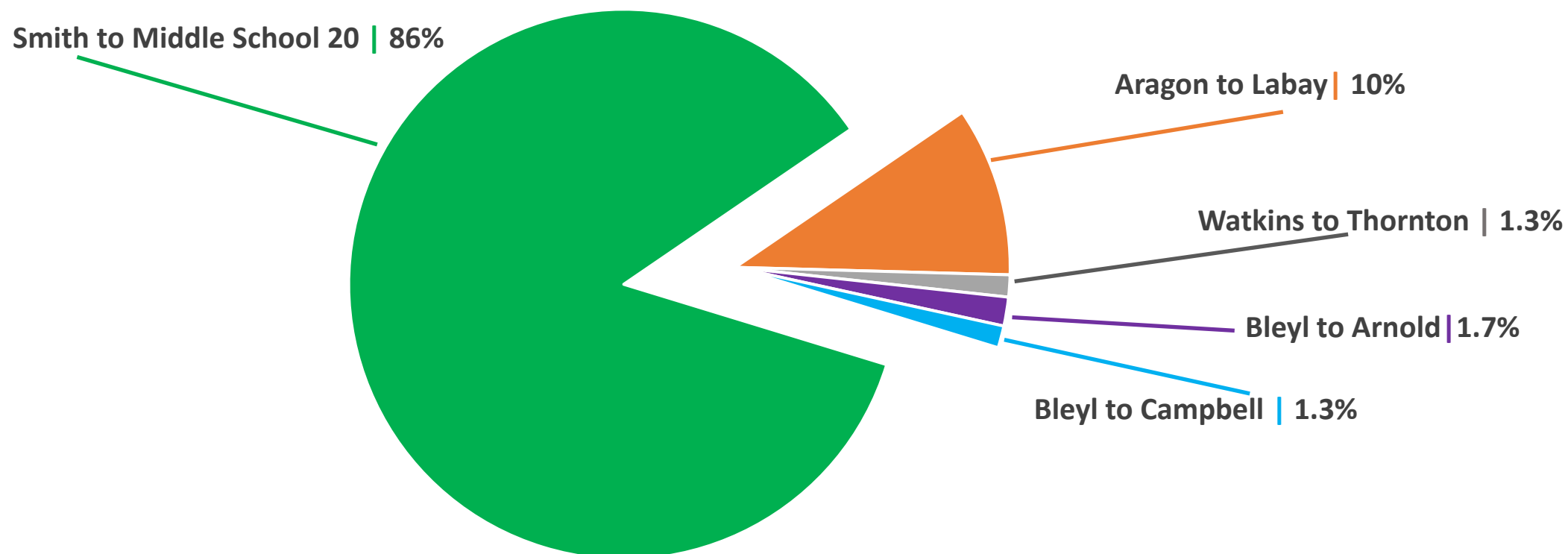
<u>Aragon MS to Labay MS</u>		Students
RC 892	- Copper Village N of West	33
RC 3480	- Copper Village S of West	30

# 5-Year Projected Enrollment of Middle Schools

School	Capacity	PASA Projected Enrollment	SNAPSHOT ENROLLMENT	Projected Resident 6th-8th Grade Students				
		2022-23	10.28.2022	2023-24	2024-25	2025-26	2026-27	2027-28
Current Zones								
Aragon	1,539	1,524	1,536	1,445	1,390	1,392	1,401	1,415
Labay	1,578	1,208	1,202	1,147	1,109	1,117	1,141	1,177
Proposed Zones								
Aragon	1,539			1,382	1,332	1,348	1,348	1,360
Labay	1,578			1,210	1,167	1,161	1,194	1,232



# Feedback Submissions by Middle School Proposal



# Attendance Boundary Proposal Priorities

1. Option to populate Elementary #58 and #59
2. Two options to populate Middle School #20
3. Option to relieve Bridgeland High School
4. Option to relieve Cypress Ranch High School
5. Options to better utilize Langham Creek High School and Cypress Falls High School
6. Options to relieve 6 elementary schools by better utilizing adjacent schools
7. Options to align the feeder patterns due to boundary recommendations

# Boundary Transfer Rules

## Elementary School

- Any elementary school student affected by this boundary change who will be in the 5<sup>th</sup> grade for the 2023-24 school year, may remain at their current elementary school on a student transfer if their parents provide transportation. This opportunity will not be available for younger siblings.

# Boundary Transfer Rules

## Middle School

- Any middle school student affected by this boundary change who will be in the 8<sup>th</sup> grade for the 2023-24 school year, may remain at their current middle school on a student transfer if their parents provide transportation. This opportunity will not be available for younger siblings.

# Boundary Transfer Rules

## High School

- **Only incoming 9<sup>th</sup> graders** the year of the scheduled boundary change would be required to move to high school in new attendance zone.
- **Sibling Transfers** – students who are affected by a high school boundary change who will have an older sibling in 10<sup>th</sup>, 11<sup>th</sup> or 12<sup>th</sup> grade attending the affected high school, may choose to transfer to their original high school rather than attend the high school designated by the rezoning. The sibling transfer will remain eligible for UIL varsity participation and they will be allowed to remain until graduation.

# Communication of Attendance Boundary Proposal

- School Messenger: phone calls, emails, and text messages
- District and Campus websites
- Campus newsletters
- [www.cfisd.net/boundaryinput22](http://www.cfisd.net/boundaryinput22)





# Questions?