



Little Eagles School Newspaper



ACADEMIC YEAR 2023-24
ISSUE NO. 1/AUG-SEPT

Together Achieving Educational Success

Tyrone Elementary Students SOAR

By Kristin Musselman, Tyrone Elementary Principal




S-Safety O-Ownership A-Achievement R-Respect

Ready, Set . . . Soar! Students at TAES are set up for a successful 2023-24 school year! All students participated in a beginning of the year presentation to review the schoolwide expectations for positive behavior in all areas of our school environment. Teachers and staff are busy recognizing students for displaying positive behavior by awarding SOAR tickets that can be used for monthly special rewards. Ask your child how they have earned a SOAR ticket so far this year!

October 2023

	In-Service Day/Act 80: No Classes K-12
27th	Preschool In-Session Daycare Open/ Sign-ups Required
31st	Marking Period #1 Ends

**Tyrone Elementary
School Picture Retakes
November 1, 2023**



TYRONE ELEMENTARY
ONLINE YEARBOOK SALE
\$20 EACH
SCAN QR CODE TO ORDER:



—A message from Ms. Mills, Tyrone Elementary School Nurse—

It's Flu Season! Influenza (also known as the flu) is a respiratory virus that affects the nose, throat, and lungs. It is contagious and transmitted through the air via droplets from an infected individual coughing or sneezing. Symptoms can last over two weeks and include:

- | | | |
|-------------------|-----------|--------------|
| *Fever/Chills | *Cough | *Body Aches |
| *Breathing Issues | *Fatigue | *Sore Throat |
| *Headache | *Vomiting | *Congestion |
| *Diarrhea | | |



The best prevention technique is washing your hands often with soap or water. Avoid touching your eyes and nose. Make sure to cover your cough or sneeze with your elbow. Decontaminate surfaces and object that are used frequently to kill germs and prevent the spread of the virus. An annual flu vaccine can aid in protecting yourself from getting infected with the flu virus.

Keep in mind the guidelines for sending your children to school when they are sickly. Students who have a fever (100 degrees Fahrenheit or higher) must stay home from school and should not return until they are fever free without fever-reducing medications for 24 hours. As always, if your child is just not feeling well, keep the home to allow for more rest and fluids to improve their symptoms. This also alleviates the spread of the virus to others.

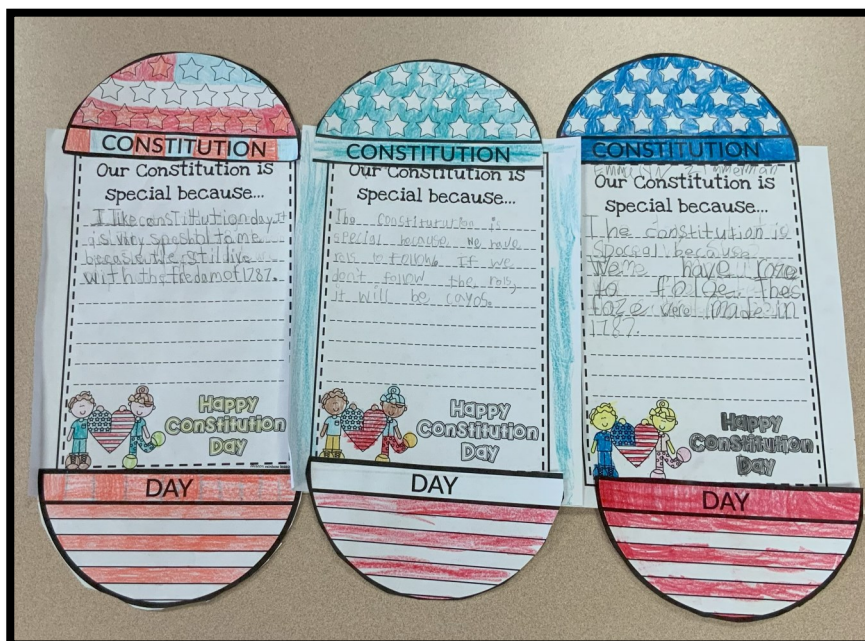
SECOND GRADE CELEBRATES CONSTITUTION DAY!

—by Mrs. Elder, Second Grade Teacher

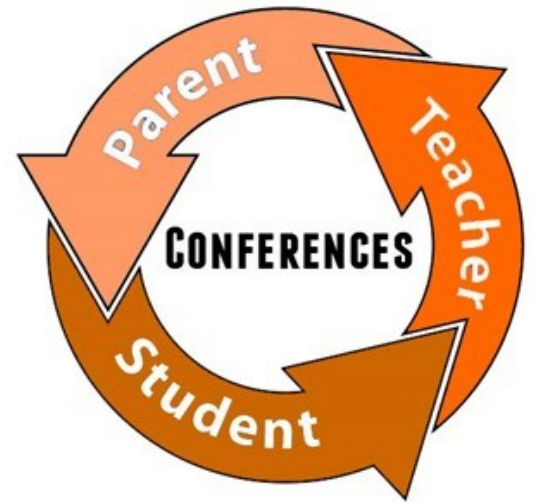
The United States Constitution is the highest law of the United States of America. It was signed on September 17, 1787 by the Constitutional Convention in Philadelphia, Pennsylvania. Later, it was put into effect or ratified by representatives of the people of the first 13 states. The government started on March 4, 1789, which took the place of the Articles of Confederation. The Constitution of the United States is the oldest federal constitution now in use. The Constitution is the framework for the federal government of the United States. The Constitution creates the branches of government

and gives them the power to govern. However, it also protects the citizens of the United States and guarantees their basic rights.

As students explored the content of the Constitution, they became aware of how this document has an effect on their daily life. The Constitution guarantees that they can go online, talk on the phone, read books and newspapers, get an education, and not be forced to work. Students shared their surprise and expressed their gratitude to a group of men who created the Constitution we continue to live by today!



Parent Tips for Effective Conferences — Sponsored by Title I



Before the Conference:

- ♦ Schedule a time to meet and arrive a few minutes early. If you can't attend at the times offered, ask the teacher about other times.
- ♦ Review your child's work, grades, and progress reports/report card.
- ♦ Talk with your child about his or her progress in school.
- ♦ Talk with others (family members, after school staff, mentors) about your child's strengths and needs.
- ♦ Make a list of questions to ask during the conference.
- ♦ Think about ways you would like to be involved in your child's learning so that you can discuss them with the teacher.

What should you expect?

- ♦ A two-way conversation
- ♦ Emphasis on learning
- ♦ Opportunities and challenges

What should you talk to the teacher about?

- ♦ Progress
- ♦ Assignments and assessments
- ♦ Your thoughts about your child
- ♦ Support learning at home
- ♦ Support learning at school

How should you follow up?

- ♦ Make a plan.
- ♦ Schedule another time to talk.
- ♦ Talk to your child after the conference about your conversation with his/her teacher.

Kindergarten Begins New Year

—by: Amy Elder, Kindergarten Teacher

Welcome back! It was such an exciting first month getting to know our new Kindergartners! We have spent a lot of time practicing classroom routines and procedures to make this year the best ever! We have completed beginning of the year assessments and have jumped into curriculum work. We have also been enjoying the new playground equipment!

Currently, we are focusing on foundational reading skills such as phonological awareness, letter sounds, and print awareness. Believe it or not, beginning reading skills start before children even begin to see text in a story! Some auditory things to practice at home are listening for individual sounds in words, putting words together to make compound words, and rhyming words. Reading homework has started coming home to help guide you when practicing some of these things at home. Please remember to sign and return daily.

In Math, we are practicing counting order, writing numbers to 5, and showing ways to make numbers using different amounts. We also began



our whole-class Spring Math intervention. Students have been working hard to master skills so they can move on to the next skill. Currently they are working to count, identify, and represent numbers to ten.

In Science, we are observing the changes that Fall brings and studying local crops - like apples! We celebrated Johnny Appleseed's birthday and learned about the life cycle of an apple. We discovered that apples are the most popular fruit in America!




In Social Studies, we have been learning about Community Helpers in preparation for our grade level field trip on October 20th. We have talked a great deal about all the wonderful people who help the community of Tyrone and the surrounding area. If you are a community helper, thank you for all you do for our town!

—Friendly Parent Reminders—

- *Notify the Main Office if you are picking up your student early, so your child is ready to leave on time. It can take longer to locate students if you are picking up over lunch, recess or specials.
- *If your child will be a walker, the Main Office should be notified by 2:00PM.
- *Parents must walk their child into the Main Office if the student is arriving after 8:00AM.
- *Students go outside for recess if the real feel temperature is 25 degrees or warmer, so please ensure that you child is dressed appropriately.

SYMBOLS OF AMERICA —by First Grade Teachers Ava Focht, Nick McElhinney, and Megan Myers

To start the school year, first graders learned all about America the Beautiful. In this social studies unit students learned about the rules and the Constitution, the Pledge of Allegiance, our American flag, the Statue of Liberty, the bald eagle, the Liberty Bell, and the White House. Some classes learned about the Lincoln Memorial, the Washington Monument, and Mount Rushmore, as well. Check out some of our specific first grade activities!




When learning about the Constitution and the important rules in it, students worked together as a class to create a constitution. They decided which rules were important and necessary for the classroom to be successful. When they were finished, the students took turns signing the constitution, just like our Founding Fathers.

Students were surprised to learn that the Statue of Liberty was originally copper brown but has turned green over time. Some classes conducted an experiment using salt, vinegar, and pennies and watched the pennies change a slight green color during the day. This green color is called patina!



Thanks to technology the first grade classes were able to watch two wild bald eagles through a web camera, in their large aerie in Florida. They were busy gathering sticks and preparing their nest. Check out this site to watch the bald eagles in their habitat <https://nefleaglecam.org/>.



Some classes also used the web site <https://artforkidshub.com/> to practice drawing some of the American symbols, like the American flag, the Liberty Bell, and the Statue of Liberty. This is a great website to check out step by step drawings!

All the first graders enjoyed learning about the United States and the important American symbols. Ask your student which was his/her favorite!

Sing, Listen, Move and Play

—by Mrs. Estright, Elementary Music Teacher

Sing, listen, move and play: these four words sum up the components for elementary music class this year.

Throughout the year students will have many opportunities to sing, listen, and move to new songs that include varied styles and genres of music. Playing classroom instruments, such as the hand drums, rhythm sticks, and egg shakers, just to name a few, is always a favorite musical activity of all grade levels. In doing so, they show that they understand steady beat, tempo, rhythm and dynamics, just a few of the musical concepts that are introduced here at TAES. In January, students in 4th grade have the opportunity to play the recorder, a pre-band instrument that helps prepare them for band instruments in 5th grade. We are excited for another busy, musical year here at TAES.



Playing Is More than Just Fun

—by Ms. Becker, Preschool Teacher

Tyrone Elementary has new playground equipment! Did you know, playing isn't just for fun? It's essential to development in young children. Gross motor or locomotive play helps children build muscles and learn balance. According to thegeniusofplay.org, there's 7 elements of play for kids including climbing, spinning, balancing, sliding, and sensory development. The new equipment provides more opportunities for our students to do these activities.

My personal favorite is spinning! Spinning provides benefits to a child's brain that can help them to learn. Spinning develops coordination, problem solving, kinesthetic awareness, muscle strength and endurance. It can also provide benefits inside the classroom, such as, developing both sides of the brain which can increase attention and help students process what was taught.

Another beneficial aspect of recess and new equipment is the social skills students can learn while playing with friends and solving problems. Check out the pictures to see our student's excitement about the new equipment.





Home Sweet Home

—by Mrs. Golden and Ms. Black, Third Grade Teachers

Things are full speed ahead in third grade as we have been diving into our first science unit! Our students have started the year learning about ecosystems, habitats, adaptations, biomes, and communities.

Classes are building terrariums and discussing various biomes in our world. One fun experiment the students completed showed that while living in a group seems to have a lot of advantages, there are obstacles that create disadvantages. Yes, the larger group means more hunters for food, but it also means more mouths to feed. Our class experiment, with the help of glitter, showed us how quickly disease spreads among groups of animals.

A second experiment the students were able to complete came from our discussions on adaptations, specifically arctic adaptations. Students learned how blubber helps keep animals warm. While we add clothes to stay warm, animals have their own insulation!



Teamwork Makes the Dream Work

Submitted By: Mrs. Lonsinger for the Fourth Grade Team



Tyrone Elementary fourth graders have been hard at work learning beginning of year routines and procedures. With a new class, fourth grade loves to do team building exercises,

so students know they are a part of a grade level team.

Science is a great subject to have students complete an experiment while working on critical thinking skills. The object of this activity was to “Save Fred” a worm who couldn’t swim. The catch was that students couldn’t use any body parts to help. They had to use paper clips to get the gummy worm (Fred) into the peach ring (life vest).

This activity promoted problem solving, teamwork, and fun. The students were encouraged to complete the task and then enjoyed the sweet treat.



This was a good way to promote collaboration among classmates while integrating a science experiment. The students had a great time, and we are proud to report all Freds were saved!

Going beyond "How was your day?"

Questions to ask your child after school to get a conversation started.

1. What was the best thing that happened at school today?
2. What was the worst thing that happened at school today?
3. What was the hardest thing you had to do today?
4. Tell me something that made you laugh today.
5. Tell me about what you read in class today. What did your teacher read to you today?
6. If you could choose, who would you like to sit by in class? Who would you not want to sit by in class? Why?
7. What's the biggest difference between this year and last year?
8. Who did you sit by at lunch today? What did you talk about?
9. Can you show me something you learned today?
10. What part of school is your favorite?
11. Tell me the name of 3 kids you sat next to today.
12. What was the most interesting/funny thing your teacher said today?
13. What class rules does your teacher say are important?
14. Tell me one interesting fact about your teacher.
15. What's your favorite time of day at school?
16. What are you looking forward to at school tomorrow?
17. Did you get frustrated with anything at school today?
18. Were you able to finish all of your work today?
19. Tell me about a new word you heard today at school.
20. If I called your teacher tonight what would she/he tell me about you?

