

1BARNEGAT

2022-23 Start Strong Summary Results



District: Barnegat Township School District

Date: January 2023

To protect student privacy, data for cohorts with fewer than ten students are excluded from this report.

Table of Contents

- Section 1: District Analysis - pg. 3
- Section 2: School Analysis - pg. 10
- Section 3: Demographic Analysis - pg. 36

Section 1

District Analysis

BARNEGAT TOWNSHIP SCHOOL DISTRICT

2022-23 Fall Start Strong

ELA/Language Arts

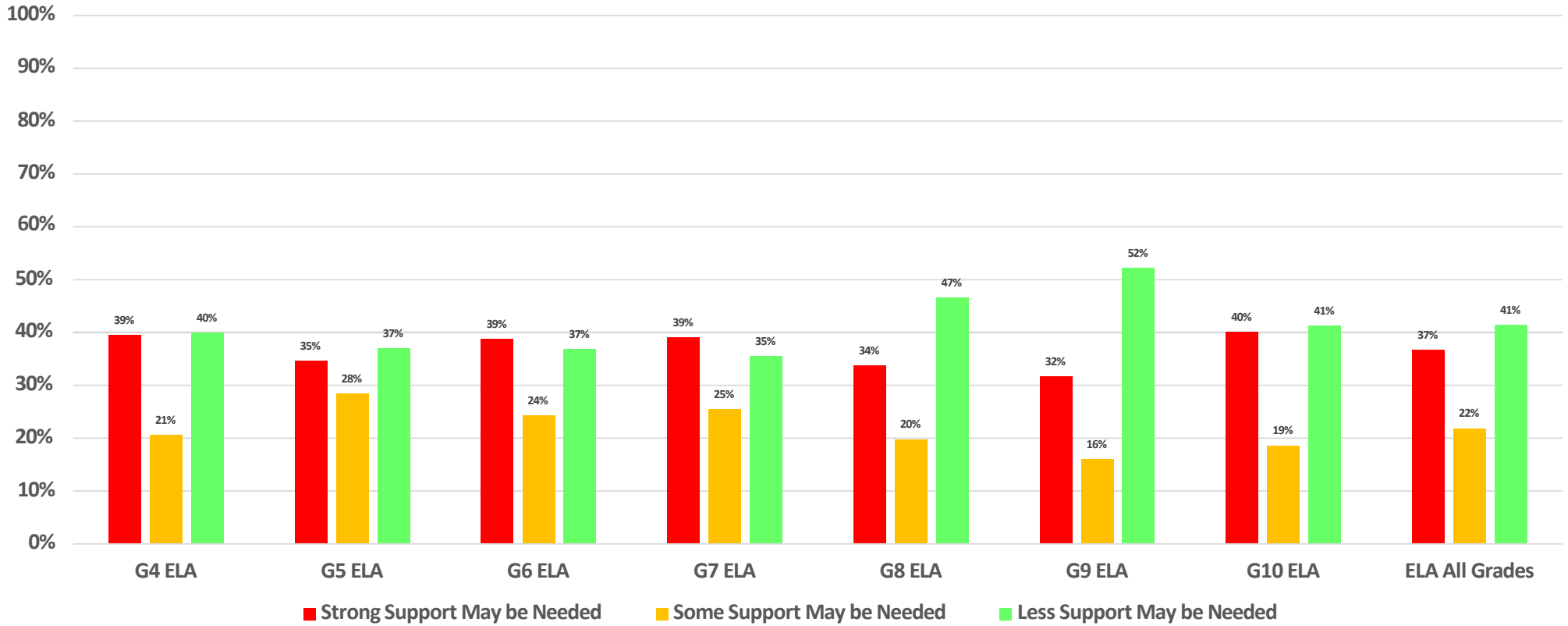
Grade	Total Tested in District	Support Levels					
		Strong Support May be Needed (Level 1)		Some Support May be Needed (Level 2)		Less Support May be Needed (Level 3)	
		# of students	% of total	# of students	% of total	# of students	% of total
		4	233	92	39%	48	21%
5	243	84	35%	69	28%	90	37%
6	242	94	39%	59	24%	89	37%
7	251	98	39%	64	25%	89	35%
8	273	92	34%	54	20%	127	47%
9	249	79	32%	40	16%	130	52%
10	247	99	40%	46	19%	102	41%
All Grades	1,738	638	37%	380	22%	720	41%

BARNEGAT TOWNSHIP SCHOOL DISTRICT

2022-23 Fall Start Strong

ELA/Language Arts

Distribution by Support Level



BARNEGAT TOWNSHIP SCHOOL DISTRICT

2022-23 Fall Start Strong

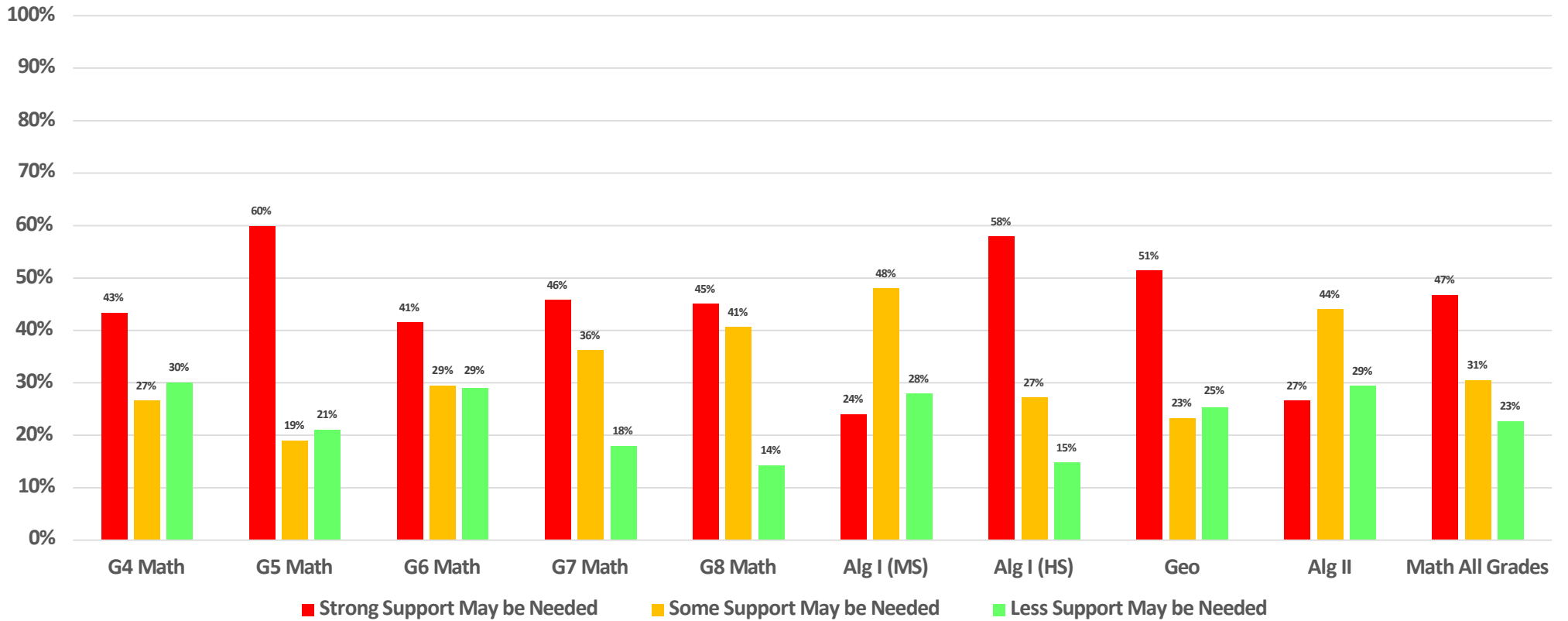
Mathematics

Grade	Total Tested in District	Support Levels					
		Strong Support May be Needed (Level 1)		Some Support May be Needed (Level 2)		Less Support May be Needed (Level 3)	
		# of students	% of total	# of students	% of total	# of students	% of total
4	233	101	43%	62	27%	70	30%
5	242	145	60%	46	19%	51	21%
6	241	100	41%	71	29%	70	29%
7	240	110	46%	87	36%	43	18%
8	224	101	45%	91	41%	32	14%
Alg I (MS)	50	12	24%	24	48%	14	28%
Alg I (HS)	209	121	58%	57	27%	31	15%
Geo	249	128	51%	58	23%	63	25%
Alg II	143	38	27%	63	44%	42	29%
All Grades	1,831	856	47%	559	31%	416	23%

BARNEGAT TOWNSHIP SCHOOL DISTRICT

2022-23 Fall Start Strong Mathematics

Distribution by Support Level



BARNEGAT TOWNSHIP SCHOOL DISTRICT

2022-23 Fall Start Strong

Science

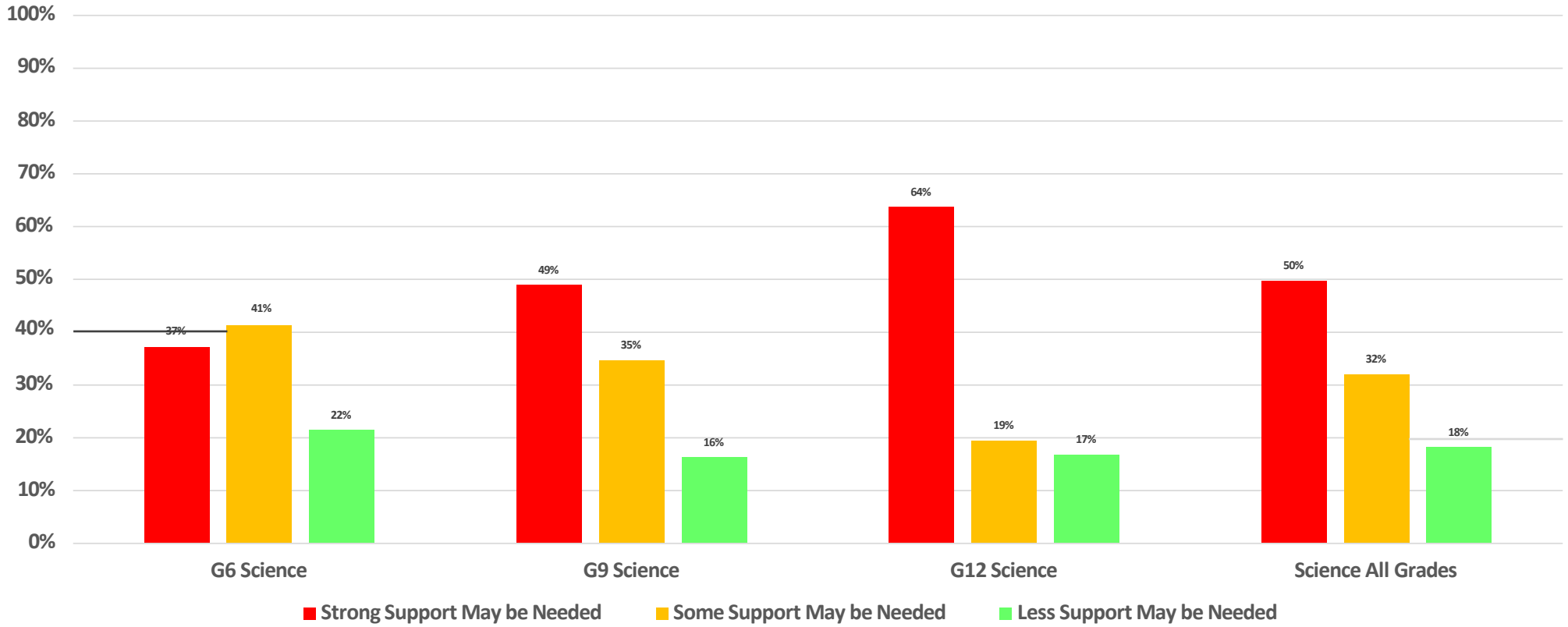
Grade	Total Tested in District	Support Levels					
		Strong Support May be Needed (Level 1)		Some Support May be Needed (Level 2)		Less Support May be Needed (Level 3)	
		# of students	% of total	# of students	% of total	# of students	% of total
6	237	88	37%	98	41%	51	22%
9	245	120	49%	85	35%	40	16%
12	226	144	64%	44	19%	38	17%
All Grades	708	352	50%	227	32%	129	18%

BARNEGAT TOWNSHIP SCHOOL DISTRICT

2022-23 Fall Start Strong

Science

Distribution by Support Level



Section 2

School Analysis

BARNEGAT TOWNSHIP SCHOOL DISTRICT

2022-23 Fall Start Strong

ELA/Language Arts Grade 4

School Comparison

School	Total Tested	Support Levels					
		Strong Support May be Needed (Level 1)		Some Support May be Needed (Level 2)		Less Support May be Needed (Level 3)	
		# of students	% of total	# of students	% of total	# of students	% of total
Joseph T. Donahue ES	233	92	39%	48	21%	93	40%

BARNEGAT TOWNSHIP SCHOOL DISTRICT

2022-23 Fall Start Strong

ELA/Language Arts Grade 5

School Comparison

School	Total Tested	Support Levels					
		Strong Support May be Needed (Level 1)		Some Support May be Needed (Level 2)		Less Support May be Needed (Level 3)	
		# of students	% of total	# of students	% of total	# of students	% of total
Robert L. Horbelt ES	243	84	35%	69	28%	90	37%

BARNEGAT TOWNSHIP SCHOOL DISTRICT

2022-23 Fall Start Strong

ELA/Language Arts Grade 6

School Comparison

School	Total Tested	Support Levels					
		Strong Support May be Needed (Level 1)		Some Support May be Needed (Level 2)		Less Support May be Needed (Level 3)	
		# of students	% of total	# of students	% of total	# of students	% of total
Robert L. Horbelt ES	242	94	39%	59	24%	89	37%

BARNEGAT TOWNSHIP SCHOOL DISTRICT

2022-23 Fall Start Strong

ELA/Language Arts Grade 7

School Comparison

School	Total Tested	Support Levels					
		Strong Support May be Needed (Level 1)		Some Support May be Needed (Level 2)		Less Support May be Needed (Level 3)	
		# of students	% of total	# of students	% of total	# of students	% of total
Russell O. Brackman MS	251	98	39%	64	25%	89	35%

BARNEGAT TOWNSHIP SCHOOL DISTRICT
2022-23 Fall Start Strong
ELA/Language Arts Grade 8
School Comparison

School	Total Tested	Support Levels					
		Strong Support May be Needed (Level 1)		Some Support May be Needed (Level 2)		Less Support May be Needed (Level 3)	
		# of students	% of total	# of students	% of total	# of students	% of total
Russell O. Brackman MS	273	92	34%	54	20%	127	47%

BARNEGAT TOWNSHIP SCHOOL DISTRICT

2022-23 Fall Start Strong

ELA/Language Arts Grade 9

School Comparison

School	Total Tested	Support Levels					
		Strong Support May be Needed (Level 1)		Some Support May be Needed (Level 2)		Less Support May be Needed (Level 3)	
		# of students	% of total	# of students	% of total	# of students	% of total
		Barnegat High School	249	79	32%	40	16%

BARNEGAT TOWNSHIP SCHOOL DISTRICT

2022-23 Fall Start Strong

ELA/Language Arts Grade 10

School Comparison

School	Total Tested	Support Levels					
		Strong Support May be Needed (Level 1)		Some Support May be Needed (Level 2)		Less Support May be Needed (Level 3)	
		# of students	% of total	# of students	% of total	# of students	% of total
Barneгат High School	247	99	40%	46	19%	102	41%

BARNEGAT TOWNSHIP SCHOOL DISTRICT
2022-23 Fall Start Strong
Mathematics Grade 4
School Comparison

School	Total Tested	Support Levels					
		Strong Support May be Needed (Level 1)		Some Support May be Needed (Level 2)		Less Support May be Needed (Level 3)	
		# of students	% of total	# of students	% of total	# of students	% of total
Joseph T. Donahue ES	233	101	43%	62	27%	70	30%

BARNEGAT TOWNSHIP SCHOOL DISTRICT
2022-23 Fall Start Strong
Mathematics Grade 5
School Comparison

School	Total Tested	Support Levels					
		Strong Support May be Needed (Level 1)		Some Support May be Needed (Level 2)		Less Support May be Needed (Level 3)	
		# of students	% of total	# of students	% of total	# of students	% of total
Robert L. Horbelt ES	242	145	60%	46	19%	51	21%

BARNEGAT TOWNSHIP SCHOOL DISTRICT
2022-23 Fall Start Strong
Mathematics Grade 6
School Comparison

School	Total Tested	Support Levels					
		Strong Support May be Needed (Level 1)		Some Support May be Needed (Level 2)		Less Support May be Needed (Level 3)	
		# of students	% of total	# of students	% of total	# of students	% of total
Robert L. Horbelt ES	241	100	41%	71	29%	70	29%

BARNEGAT TOWNSHIP SCHOOL DISTRICT
2022-23 Fall Start Strong
Mathematics Grade 7
School Comparison

School	Total Tested	Support Levels					
		Strong Support May be Needed (Level 1)		Some Support May be Needed (Level 2)		Less Support May be Needed (Level 3)	
		# of students	% of total	# of students	% of total	# of students	% of total
Russell O. Brackman MS	240	110	46%	87	36%	43	18%

BARNEGAT TOWNSHIP SCHOOL DISTRICT
2022-23 Fall Start Strong
Mathematics Grade 8
School Comparison

School	Total Tested	Support Levels					
		Strong Support May be Needed (Level 1)		Some Support May be Needed (Level 2)		Less Support May be Needed (Level 3)	
		# of students	% of total	# of students	% of total	# of students	% of total
Russell O. Brackman MS	224	101	45%	91	41%	32	14%

BARNEGAT TOWNSHIP SCHOOL DISTRICT
2022-23 Fall Start Strong
Algebra I (MS)
School Comparison

School	Total Tested	Support Levels					
		Strong Support May be Needed (Level 1)		Some Support May be Needed (Level 2)		Less Support May be Needed (Level 3)	
		# of students	% of total	# of students	% of total	# of students	% of total
Russell O. Brackman MS	50	12	24%	24	48%	14	28%

BARNEGAT TOWNSHIP SCHOOL DISTRICT
2022-23 Fall Start Strong
Algebra I (HS)
School Comparison

School	Total Tested	Support Levels					
		Strong Support May be Needed (Level 1)		Some Support May be Needed (Level 2)		Less Support May be Needed (Level 3)	
		# of students	% of total	# of students	% of total	# of students	% of total
Barnegat High School	209	121	58%	57	27%	31	15%

BARNEGAT TOWNSHIP SCHOOL DISTRICT
2022-23 Fall Start Strong
Geometry (MS)
School Comparison

School	Total Tested	Support Levels					
		Strong Support May be Needed (Level 1)		Some Support May be Needed (Level 2)		Less Support May be Needed (Level 3)	
		# of students	% of total	# of students	% of total	# of students	% of total
Russell O. Brackman MS	11	<10	0%	<10	9%	10	91%

BARNEGAT TOWNSHIP SCHOOL DISTRICT
2022-23 Fall Start Strong
Geometry (HS)
School Comparison

School	Total Tested	Support Levels					
		Strong Support May be Needed (Level 1)		Some Support May be Needed (Level 2)		Less Support May be Needed (Level 3)	
		# of students	% of total	# of students	% of total	# of students	% of total
Barnegat High School	238	128	54%	57	24%	53	22%

BARNEGAT TOWNSHIP SCHOOL DISTRICT
2022-23 Fall Start Strong
Algebra II
School Comparison

School	Total Tested	Support Levels					
		Strong Support May be Needed (Level 1)		Some Support May be Needed (Level 2)		Less Support May be Needed (Level 3)	
		# of students	% of total	# of students	% of total	# of students	% of total
Barnegat High School	143	38	27%	63	44%	42	29%

BARNEGAT TOWNSHIP SCHOOL DISTRICT
2022-23 Fall Start Strong
Science Grade 6
School Comparison

School	Total Tested	Support Levels					
		Strong Support May be Needed (Level 1)		Some Support May be Needed (Level 2)		Less Support May be Needed (Level 3)	
		# of students	% of total	# of students	% of total	# of students	% of total
Robert L. Horbelt ES	237	88	37%	98	41%	51	22%

BARNEGAT TOWNSHIP SCHOOL DISTRICT
2022-23 Fall Start Strong
Science Grade 9
School Comparison

School	Total Tested	Support Levels					
		Strong Support May be Needed (Level 1)		Some Support May be Needed (Level 2)		Less Support May be Needed (Level 3)	
		# of students	% of total	# of students	% of total	# of students	% of total
Barneгат High School	245	120	49%	85	35%	40	16%

BARNEGAT TOWNSHIP SCHOOL DISTRICT
2022-23 Fall Start Strong
Science Grade 12
School Comparison

School	Total Tested	Support Levels					
		Strong Support May be Needed (Level 1)		Some Support May be Needed (Level 2)		Less Support May be Needed (Level 3)	
		# of students	% of total	# of students	% of total	# of students	% of total
Barnegat High School	226	144	64%	44	19%	38	17%

School Comparison
Joseph T. Donahue ES
2022-23 Fall Start Strong
ELA/Language Arts

Grade	Support Levels					
	Strong Support May be Needed (Level 1)		Some Support May be Needed (Level 2)		Less Support May be Needed (Level 3)	
	School	Rest of District	School	Rest of District	School	Rest of District
4	39%	-	21%	-	40%	-

School Comparison

Joseph T. Donahue ES

2022-23 Fall Start Strong Mathematics

Grade	Support Levels					
	Strong Support May be Needed (Level 1)		Some Support May be Needed (Level 2)		Less Support May be Needed (Level 3)	
	School	Rest of District	School	Rest of District	School	Rest of District
4	43%	-	27%	-	30%	-

School Comparison
Robert L. Horbelt ES
2022-23 Fall Start Strong
ELA/Language Arts

Grade	Support Levels					
	Strong Support May be Needed (Level 1)		Some Support May be Needed (Level 2)		Less Support May be Needed (Level 3)	
	School	Rest of District	School	Rest of District	School	Rest of District
	5	35%	-	28%	-	37%
6	39%	-	24%	-	37%	-
All Grades	37%	-	26%	-	37%	-

School Comparison

Robert L. Horbelt ES

2022-23 Fall Start Strong Mathematics

Grade	Support Levels					
	Strong Support May be Needed (Level 1)		Some Support May be Needed (Level 2)		Less Support May be Needed (Level 3)	
	School	Rest of District	School	Rest of District	School	Rest of District
5	60%	-	19%	-	21%	-
6	41%	-	29%	-	29%	-
All Grades	51%	-	24%	-	25%	-

School Comparison

Robert L. Horbelt ES

2022-23 Fall Start Strong Science

Grade	Support Levels					
	Minimal (Level 1)		Limited (Level 2)		Proficient (Level 3)	
	School	Rest of District	School	Rest of District	School	Rest of District
6	37%	-	41%	-	22%	-

Section 3

Demographic Analysis

BARNEGAT TOWNSHIP SCHOOL DISTRICT
2022-23 Fall Start Strong by Subgroup Race
ELA/Language Arts

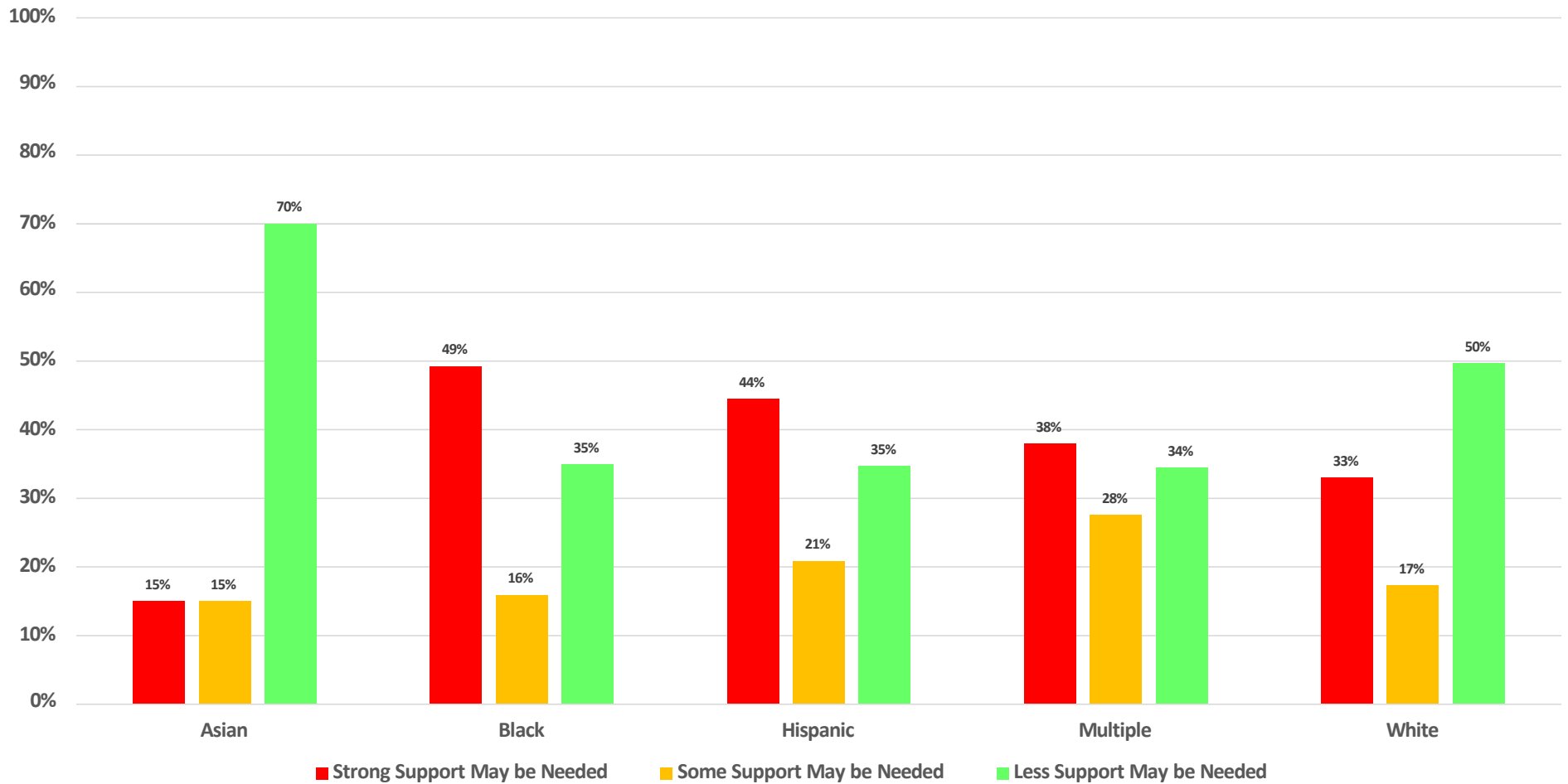
Grade Band	Race	Total Tested	% of Tested	Support Levels					
				Strong Support May be Needed (Level 1)		Some Support May be Needed (Level 2)		Less Support May be Needed (Level 3)	
				# of students	% of total	# of students	% of total	# of students	% of total
ES (G4-G5)	Black	<10	2%	-	-	-	-	-	-
	Hispanic	18	4%	11	61%	<10	11%	<10	28%
	Multiple	<10	1%	-	-	-	-	-	-
	Other	423	89%	147	35%	110	26%	166	39%
	White	23	5%	13	57%	<10	13%	<10	30%
	<i>All Students</i>	476		176	37%	117	25%	183	38%
MS (G6-G8)	Asian	<10	1%	-	-	-	-	-	-
	Black	15	2%	<10	53%	<10	13%	<10	33%
	Hispanic	47	6%	21	45%	12	26%	14	30%
	Multiple	11	1%	<10	36%	<10	27%	<10	36%
	Other	503	66%	191	38%	126	25%	186	37%
	White	184	24%	58	32%	34	18%	92	50%
<i>All Students</i>	766		284	37%	177	23%	305	40%	
HS (G9-G12)	Asian	14	3%	<10	7%	<10	21%	10	71%
	Black	39	8%	19	49%	<10	18%	13	33%
	Hispanic	79	16%	32	41%	16	20%	31	39%
	Multiple	15	3%	<10	40%	<10	27%	<10	33%
	Other	47	9%	23	49%	<10	11%	19	40%
	White	302	61%	97	32%	51	17%	154	51%
<i>All Students</i>	496		178	36%	86	17%	232	47%	
All Grades	Asian	20	1%	<10	15%	<10	15%	14	70%
	Black	63	4%	31	49%	10	16%	22	35%
	Hispanic	144	8%	64	44%	30	21%	50	35%
	Multiple	29	2%	11	38%	<10	28%	10	34%
	Other	973	56%	361	37%	241	25%	371	38%
	White	509	29%	168	33%	88	17%	253	50%
<i>All Students</i>	1,738		638	37%	380	22%	720	41%	

BARNEGAT TOWNSHIP SCHOOL DISTRICT

2022-23 Fall Start Strong by Subgroup Race

ELA/Language Arts

Distribution by Support Level (All Grades)



BARNEGAT TOWNSHIP SCHOOL DISTRICT

2022-23 Fall Start Strong by Subgroup Race

Mathematics

Grade Band	Race	Total Tested	% of Tested	Support Levels					
				Strong Support May be Needed		Some Support May be Needed		Less Support May be Needed	
				(Level 1)		(Level 2)		(Level 3)	
				# of students	% of total	# of students	% of total	# of students	% of total
ES (G4-G5)	Black	<10	2%	-	-	-	-	-	-
	Hispanic	18	4%	13	72%	<10	22%	<10	6%
	Multiple	<10	1%	-	-	-	-	-	-
	Other	422	89%	208	49%	97	23%	117	28%
	White	23	5%	15	65%	<10	22%	<10	13%
	<i>All Students</i>	475		246	52%	108	23%	121	25%
MS (G6-G8)	Asian	<10	1%	-	-	-	-	-	-
	Black	15	2%	10	67%	<10	13%	<10	20%
	Hispanic	47	6%	26	55%	14	30%	<10	15%
	Multiple	11	1%	<10	36%	<10	45%	<10	18%
	Other	504	66%	213	42%	172	34%	119	24%
	White	183	24%	68	37%	80	44%	35	19%
<i>All Students</i>	766		323	42%	274	36%	169	22%	
HS (Alg I-Alg II)	Asian	15	3%	<10	40%	<10	40%	<10	20%
	Black	48	8%	34	71%	<10	17%	<10	13%
	Hispanic	101	17%	55	54%	31	31%	15	15%
	Multiple	15	3%	<10	60%	<10	27%	<10	13%
	Other	49	8%	29	59%	12	24%	<10	16%
	White	362	61%	154	43%	116	32%	92	25%
<i>All Students</i>	590		287	49%	177	30%	126	21%	
All Grades	Asian	21	1%	<10	38%	<10	33%	<10	29%
	Black	72	4%	52	72%	11	15%	<10	13%
	Hispanic	166	9%	94	57%	49	30%	23	14%
	Multiple	29	2%	15	52%	10	34%	<10	14%
	Other	975	53%	450	46%	281	29%	244	25%
	White	568	31%	237	42%	201	35%	130	23%
<i>All Students</i>	1,831		856	47%	559	31%	416	23%	

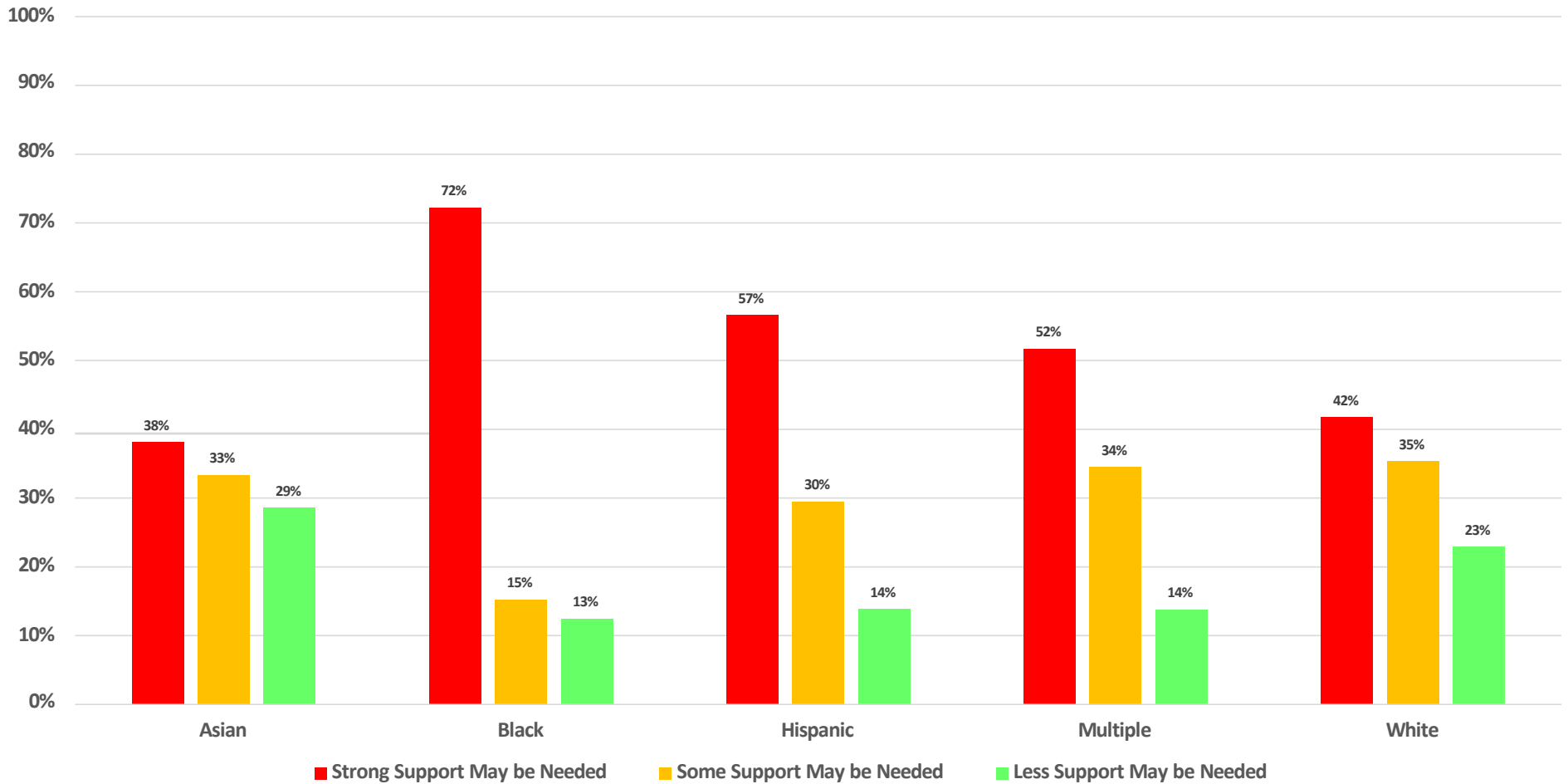
Middle School (MS) Grade Band includes any Algebra I or Geometry results taken in Middle School

BARNEGAT TOWNSHIP SCHOOL DISTRICT

2022-23 Fall Start Strong by Subgroup Race

Mathematics

Distribution by Achievement Level (All Grades)



BARNEGAT TOWNSHIP SCHOOL DISTRICT
2022-23 Fall Start Strong by Subgroup Race
Science

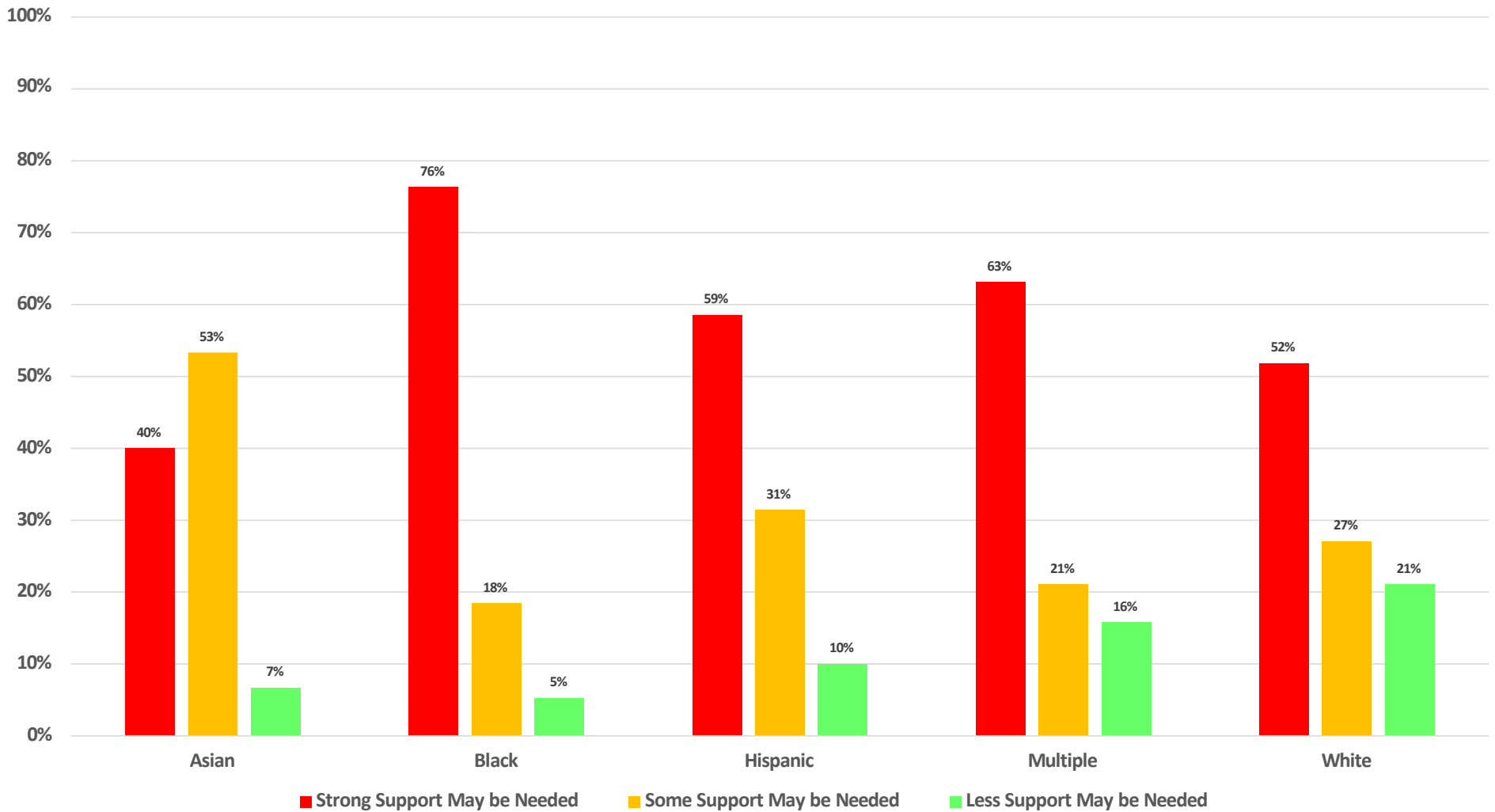
Grade Band	Race	Total Tested	% of Tested	Support Levels					
				Strong Support May be Needed (Level 1)		Some Support May be Needed (Level 2)		Less Support May Be Needed (Level 3)	
				# of students	% of total	# of students	% of total	# of students	% of total
G6	Black	<10	1%	-	-	-	-	-	-
	Hispanic	<10	2%	-	-	-	-	-	-
	Other	222	94%	82	37%	91	41%	49	22%
	White	<10	3%	-	-	-	-	-	-
	<i>All Students</i>	237		88	37%	98	41%	51	22%
G9	Asian	10	4%	<10	40%	<10	60%	<10	0%
	Black	11	4%	<10	82%	<10	9%	<10	9%
	Hispanic	31	13%	18	58%	12	39%	<10	3%
	Multiple	10	4%	<10	70%	<10	20%	<10	10%
	Other	43	18%	26	60%	14	33%	<10	7%
	White	140	57%	56	40%	50	36%	34	24%
	<i>All Students</i>	245		120	49%	85	35%	40	16%
G12	Asian	<10	2%	-	-	-	-	-	-
	Black	24	11%	19	79%	<10	17%	<10	4%
	Hispanic	34	15%	21	62%	<10	21%	<10	18%
	Multiple	<10	4%	-	-	-	-	-	-
	Other	<10	1%	-	-	-	-	-	-
	White	152	67%	96	63%	29	19%	27	18%
	<i>All Students</i>	226		144	64%	44	19%	38	17%
All Grades	Asian	15	2%	<10	40%	<10	53%	<10	7%
	Black	38	5%	29	76%	<10	18%	<10	5%
	Hispanic	70	10%	41	59%	22	31%	<10	10%
	Multiple	19	3%	12	63%	<10	21%	<10	16%
	Other	267	38%	109	41%	105	39%	53	20%
	White	299	42%	155	52%	81	27%	63	21%
	<i>All Students</i>	708		352	50%	227	32%	129	18%

BARNEGAT TOWNSHIP SCHOOL DISTRICT

2022-23 Fall Start Strong by Subgroup Race

Science

Distribution by Support Level (All Grades)

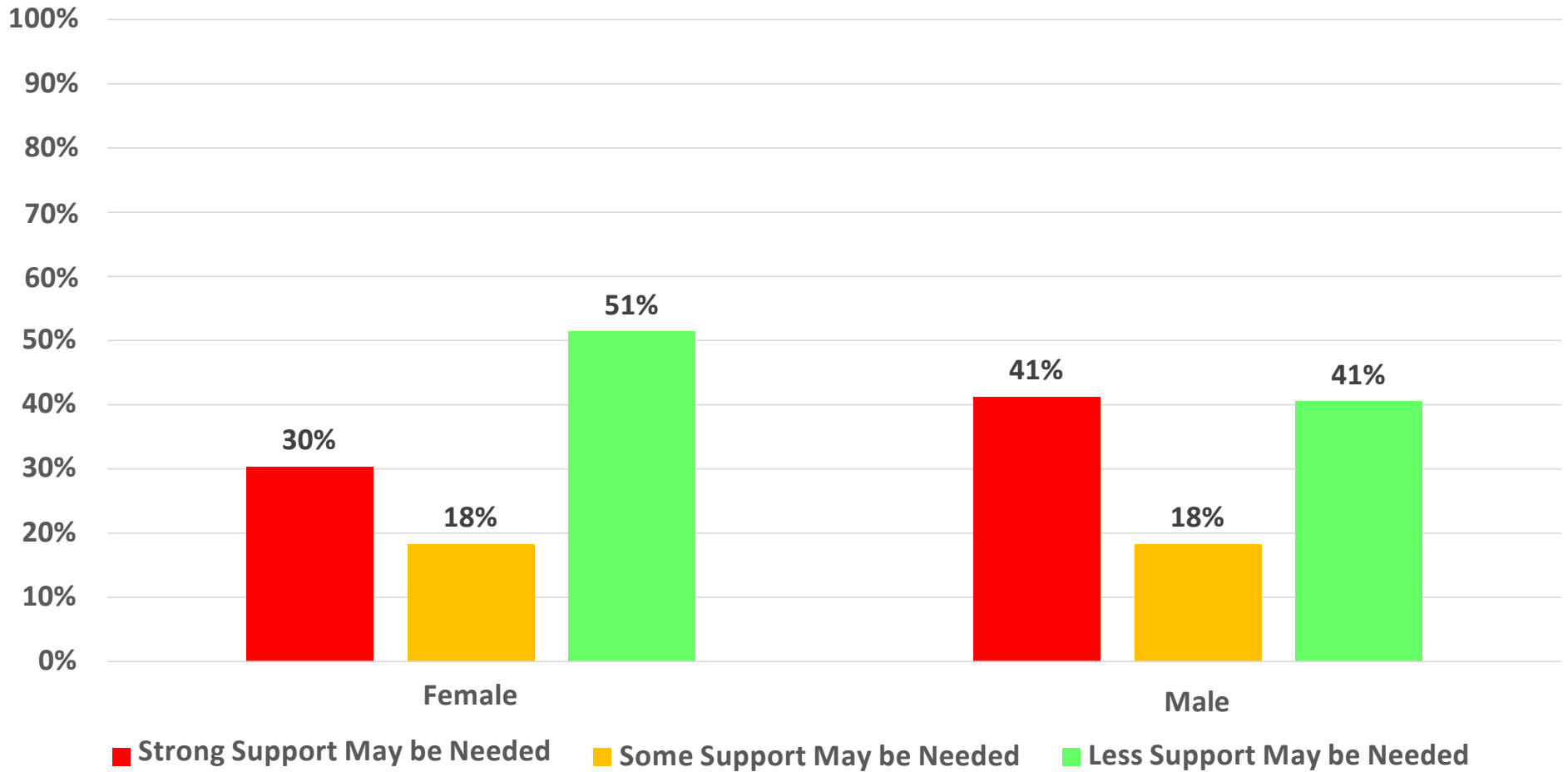


BARNEGAT TOWNSHIP SCHOOL DISTRICT
2022-23 Fall Start Strong by Subgroup Gender
ELA/Language Arts

Grade Band	Gender	Total Tested	% of Tested	Support Levels					
				Strong Support May be Needed (Level 1)		Some Support May be Needed (Level 2)		Less Support May be Needed (Level 3)	
				# of students	% of total	# of students	% of total	# of students	% of total
ES (G4-G5)	Female	25	5%	12	48%	<10	8%	11	44%
	Male	27	6%	17	63%	<10	19%	<10	19%
	Unknown	424	89%	147	35%	110	26%	167	39%
	<i>All Students</i>	476		176	37%	117	25%	183	38%
MS (G6-G8)	Female	119	16%	38	32%	26	22%	55	46%
	Male	145	19%	54	37%	26	18%	65	45%
	Other	<10	0%	-	-	-	-	-	-
	Unknown	501	65%	191	38%	125	25%	185	37%
	<i>All Students</i>	766		284	37%	177	23%	305	40%
HS (G9-G12)	Female	222	45%	61	27%	39	18%	122	55%
	Male	228	46%	94	41%	42	18%	92	40%
	Unknown	46	9%	23	50%	<10	11%	18	39%
	<i>All Students</i>	496		178	36%	86	17%	232	47%
All Grades	Female	366	21%	111	30%	67	18%	188	51%
	Male	400	23%	165	41%	73	18%	162	41%
	Other	<10	0%	-	-	-	-	-	-
	Unknown	971	56%	361	37%	240	25%	370	38%
	<i>All Students</i>	1,738		638	37%	380	22%	720	41%

BARNEGAT TOWNSHIP SCHOOL DISTRICT
2022-23 Fall Start Strong by Subgroup Gender
ELA/Language Arts

Distribution by Support Level (All Grades)



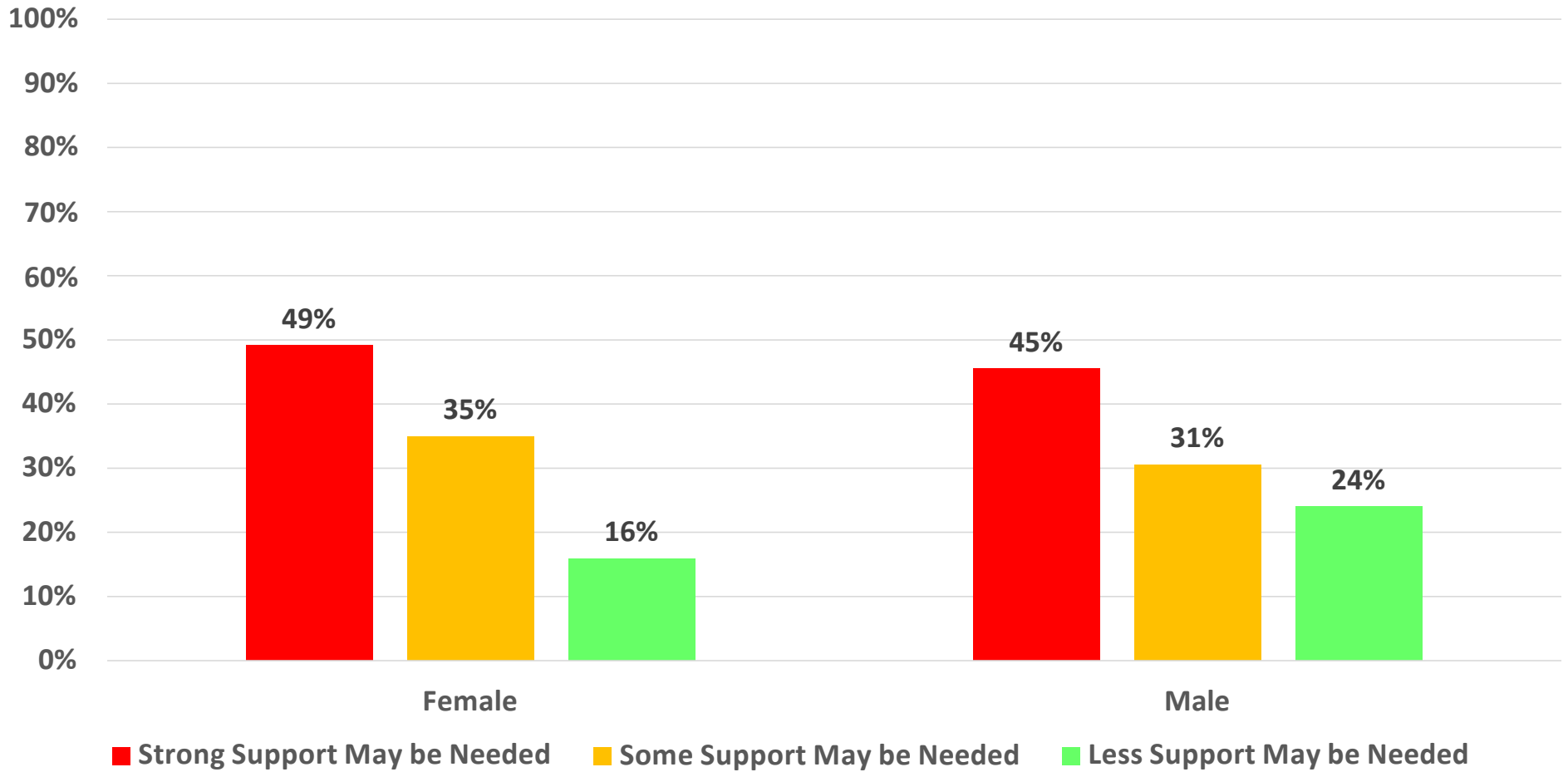
BARNEGAT TOWNSHIP SCHOOL DISTRICT
2022-23 Fall Start Strong by Subgroup Gender
Mathematics

Grade Band	Gender	Total Tested	% of Tested	Support Levels					
				Strong Support May be Needed (Level 1)		Some Support May be Needed (Level 2)		Less Support May be Needed (Level 3)	
				# of students	% of total	# of students	% of total	# of students	% of total
ES (G4-G5)	Female	25	5%	17	68%	<10	28%	<10	4%
	Male	27	6%	20	74%	<10	15%	<10	11%
	Unknown	423	89%	209	49%	97	23%	117	28%
	<i>All Students</i>	475		246	52%	108	23%	121	25%
MS (G6-G8)	Female	119	16%	60	50%	45	38%	14	12%
	Male	144	19%	49	34%	59	41%	36	25%
	Other	<10	0%	-	-	-	-	-	-
	Unknown	502	66%	213	42%	170	34%	119	24%
	<i>All Students</i>	766		323	42%	274	36%	169	22%
HS (Alg I-Alg II)	Female	271	46%	127	47%	93	34%	51	19%
	Male	271	46%	132	49%	72	27%	67	25%
	Unknown	48	8%	28	58%	12	25%	<10	17%
	<i>All Students</i>	590		287	49%	177	30%	126	21%
All Grades	Female	415	23%	204	49%	145	35%	66	16%
	Male	442	24%	201	45%	135	31%	106	24%
	Other	<10	0%	-	-	-	-	-	-
	Unknown	973	53%	450	46%	279	29%	244	25%
	<i>All Students</i>	1,831		856	47%	559	31%	416	23%

Middle School (MS) Grade Band includes any Algebra I or Geometry results taken in Middle School

BARNEGAT TOWNSHIP SCHOOL DISTRICT
2022-23 Fall Start Strong by Subgroup Gender
Mathematics

Distribution by Support Level (All Grades)



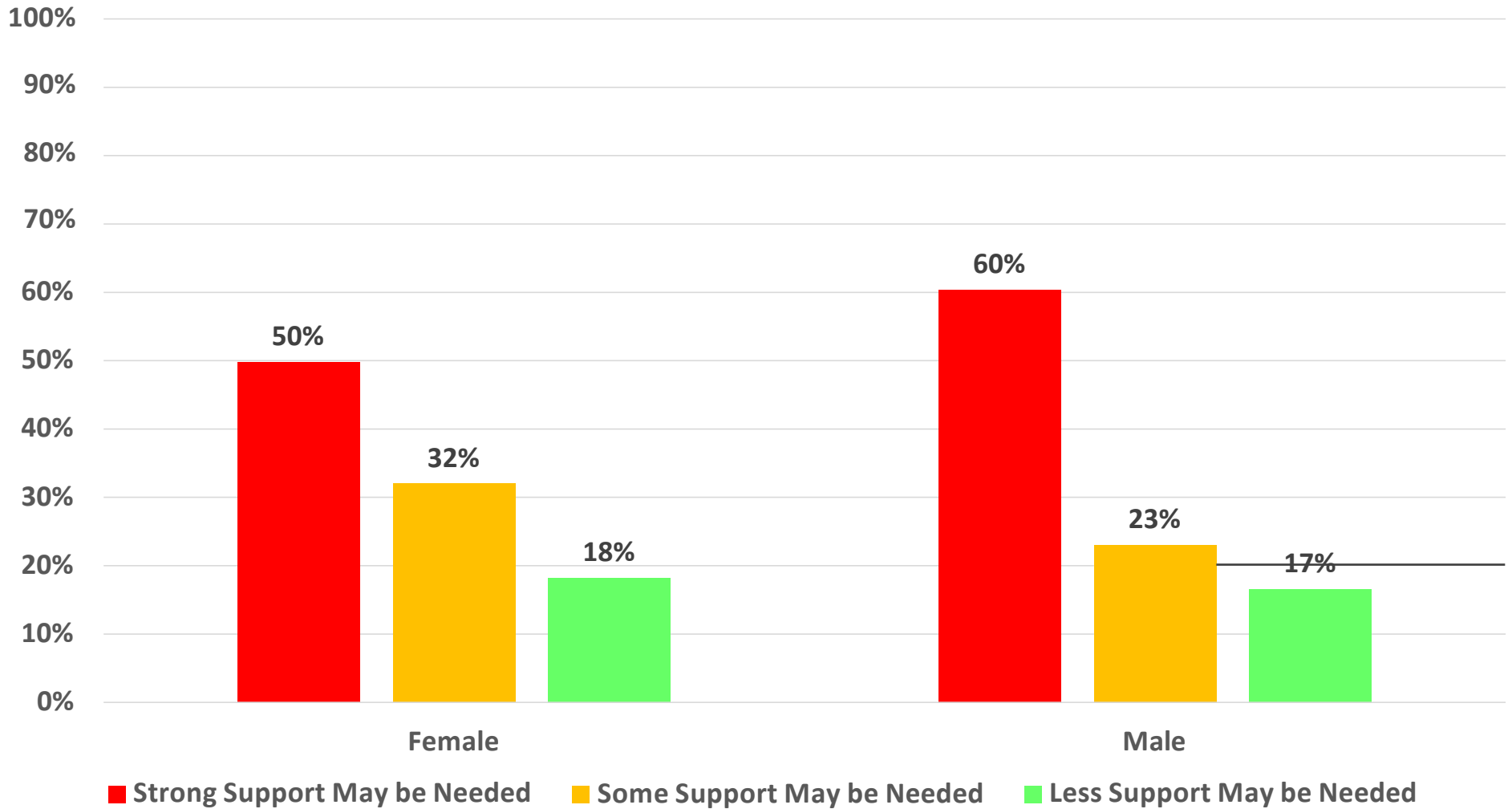
BARNEGAT TOWNSHIP SCHOOL DISTRICT

2022-23 Fall Start Strong by Subgroup Gender Science

Grade Band	Gender	Total Tested	% of Tested	Support Levels					
				Strong Support May be Needed (Level 1)		Some Support May be Needed (Level 2)		Less Support May be Needed (Level 3)	
				# of students	% of total	# of students	% of total	# of students	% of total
G6	Female	10	4%	<10	40%	<10	40%	<10	20%
	Male	<10	3%	-	-	-	-	-	-
	Unknown	221	93%	82	37%	91	41%	48	22%
	<i>All Students</i>	237		88	37%	98	41%	51	22%
G9	Female	109	44%	49	45%	45	41%	15	14%
	Male	93	38%	45	48%	26	28%	22	24%
	Unknown	43	18%	26	60%	14	33%	<10	7%
	<i>All Students</i>	245		120	49%	85	35%	40	16%
G12	Female	106	47%	59	56%	23	22%	24	23%
	Male	118	52%	84	71%	21	18%	13	11%
	Unknown	<10	1%	-	-	-	-	-	-
	<i>All Students</i>	226		144	64%	44	19%	38	17%
All Grades	Female	225	32%	112	50%	72	32%	41	18%
	Male	217	31%	131	60%	50	23%	36	17%
	Unknown	266	38%	109	41%	105	39%	52	20%
	<i>All Students</i>	708		352	50%	227	32%	129	18%

BARNEGAT TOWNSHIP SCHOOL DISTRICT
2022-23 Fall Start Strong by Subgroup Gender
Science

Distribution by Support Level (All Grades)

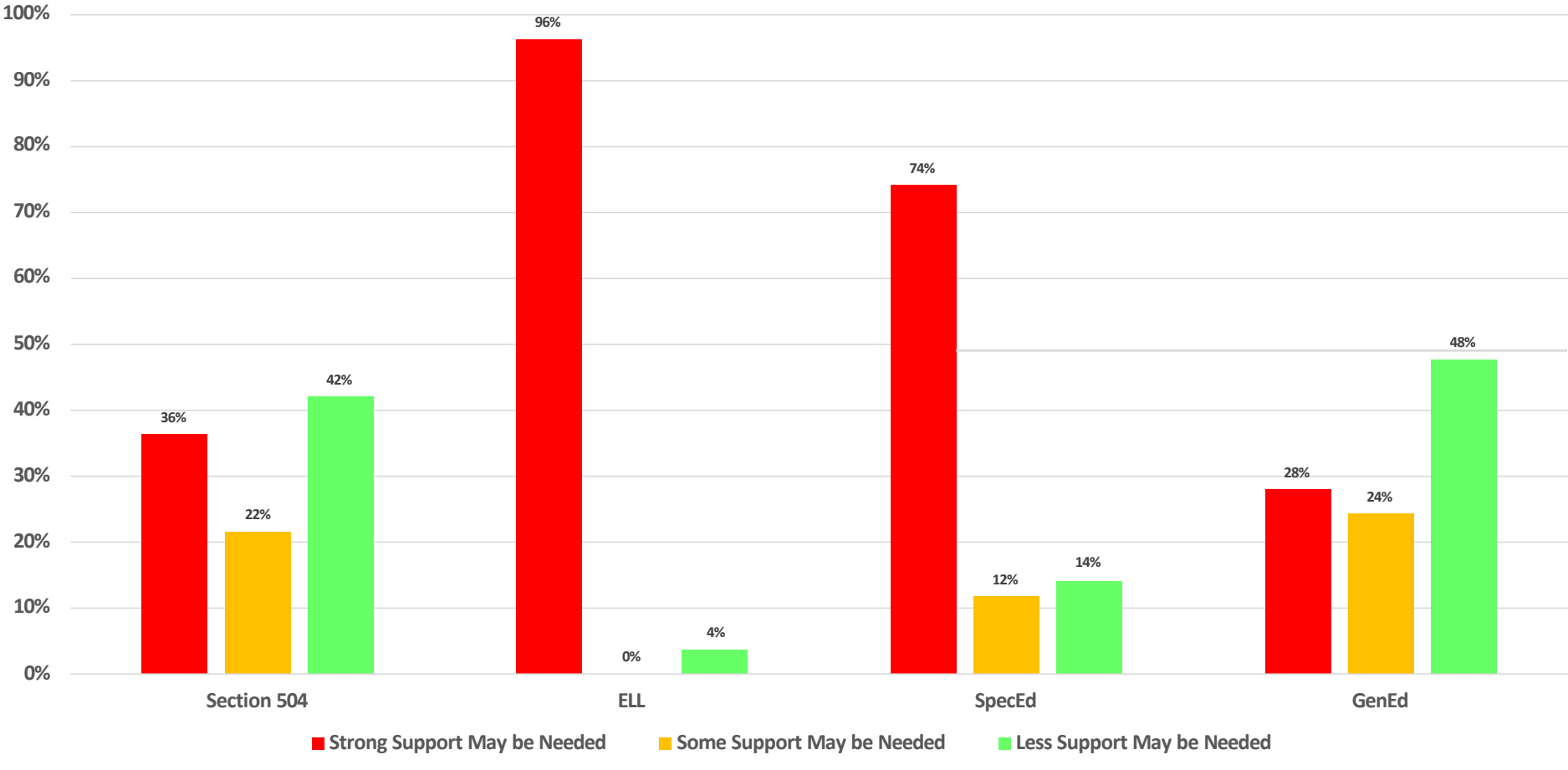


BARNEGAT TOWNSHIP SCHOOL DISTRICT
2022-23 Fall Start Strong by Subgroup Program
ELA/Language Arts

Grade Band	Program	Total Tested	% of Tested	Support Levels					
				Strong Support May be Needed (Level 1)		Some Support May be Needed (Level 2)		Less Support May be Needed (Level 3)	
				# of students	% of total	# of students	% of total	# of students	% of total
ES (G4-G5)	Section 504	23	5%	<10	39%	<10	26%	<10	35%
	ELL	12	3%	11	92%	<10	0%	<10	8%
	SpecEd	80	17%	56	70%	<10	10%	16	20%
	GenEd	388	82%	113	29%	109	28%	166	43%
	<i>All Students</i>	476		176	37%	117	25%	183	38%
MS (G6-G8)	Section 504	40	5%	15	38%	10	25%	15	38%
	ELL	10	1%	10	100%	<10	0%	<10	0%
	SpecEd	136	18%	105	77%	19	14%	12	9%
	GenEd	622	81%	171	27%	158	25%	293	47%
	<i>All Students</i>	766		284	37%	177	23%	305	40%
HS (G9-G12)	Section 504	25	5%	<10	32%	<10	12%	14	56%
	ELL	<10	1%	-	-	-	-	-	-
	SpecEd	82	17%	60	73%	<10	10%	14	17%
	GenEd	409	82%	113	28%	78	19%	218	53%
	<i>All Students</i>	496		178	36%	86	17%	232	47%
All Grades	Section 504	88	5%	32	36%	19	22%	37	42%
	ELL	27	2%	26	96%	<10	0%	<10	4%
	SpecEd	298	17%	221	74%	35	12%	42	14%
	GenEd	1,419	82%	397	28%	345	24%	677	48%
	<i>All Students</i>	1,738		638	37%	380	22%	720	41%

BARNEGAT TOWNSHIP SCHOOL DISTRICT
2022-23 Fall Start Strong by Subgroup Program
ELA/Language Arts

Distribution by Support Level (All Grades)



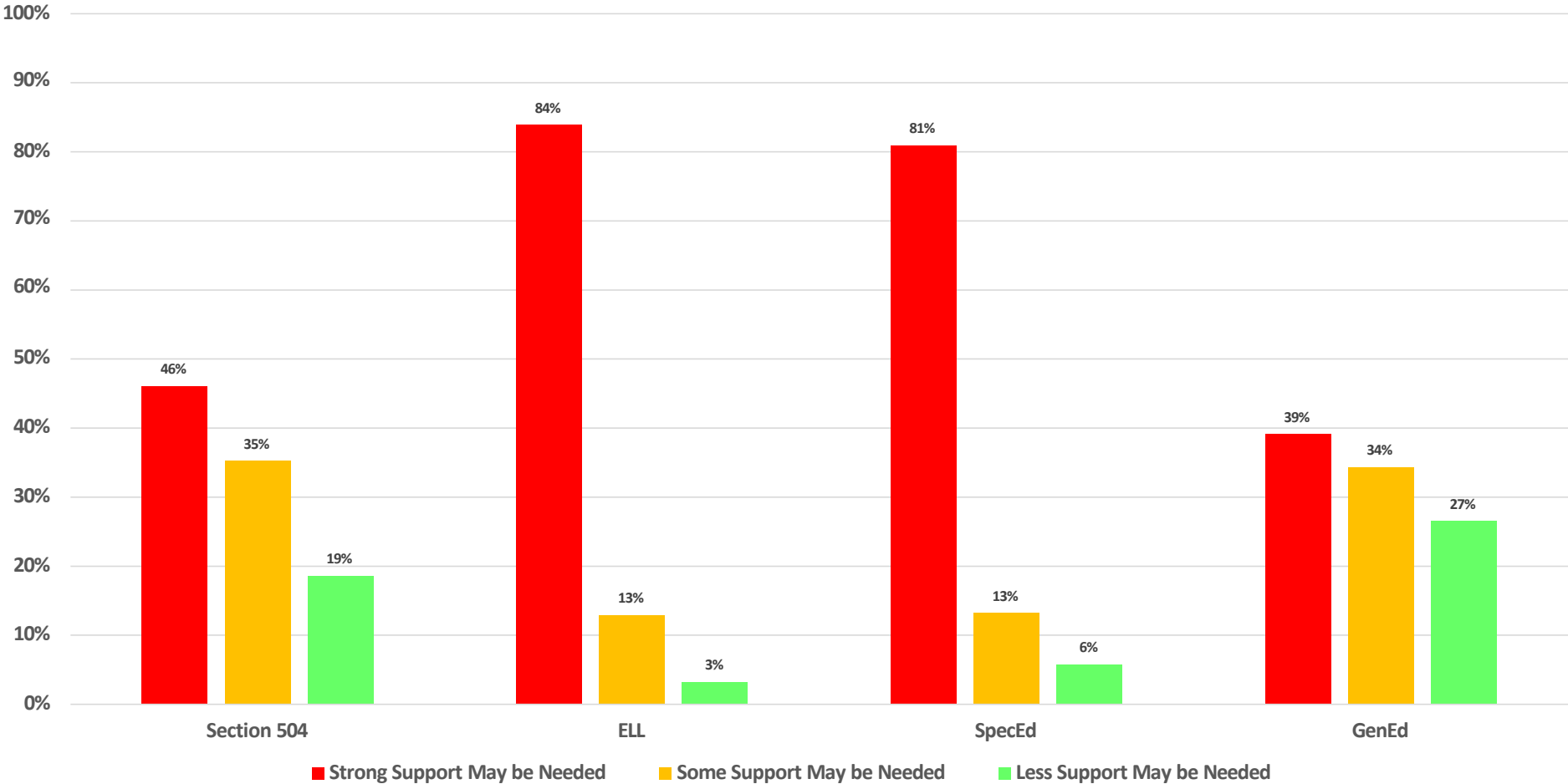
BARNEGAT TOWNSHIP SCHOOL DISTRICT
2022-23 Fall Start Strong by Subgroup Program
Mathematics

Grade Band	Program	Total Tested	% of Tested	Support Levels					
				Strong Support May be Needed (Level 1)		Some Support May be Needed (Level 2)		Less Support May be Needed (Level 3)	
				# of students	% of total	# of students	% of total	# of students	% of total
ES (G4-G5)	Section 504	23	5%	<10	39%	<10	39%	<10	22%
	ELL	12	3%	11	92%	<10	8%	<10	0%
	SpecEd	80	17%	61	76%	10	13%	<10	11%
	GenEd	387	81%	178	46%	97	25%	112	29%
	<i>All Students</i>	475		246	52%	108	23%	121	25%
MS (G6-G8)	Section 504	40	5%	17	43%	16	40%	<10	18%
	ELL	10	1%	<10	90%	<10	10%	<10	0%
	SpecEd	136	18%	111	82%	20	15%	<10	4%
	GenEd	622	81%	205	33%	253	41%	164	26%
	<i>All Students</i>	766		323	42%	274	36%	169	22%
HS (Alg I-Alg II)	Section 504	39	7%	21	54%	11	28%	<10	18%
	ELL	<10	2%	-	-	-	-	-	-
	SpecEd	94	16%	79	84%	11	12%	<10	4%
	GenEd	487	83%	202	41%	164	34%	121	25%
	<i>All Students</i>	590		287	49%	177	30%	126	21%
All Grades	Section 504	102	6%	47	46%	36	35%	19	19%
	ELL	31	2%	26	84%	<10	13%	<10	3%
	SpecEd	310	17%	251	81%	41	13%	18	6%
	GenEd	1,496	82%	585	39%	514	34%	397	27%
	<i>All Students</i>	1,831		856	47%	559	31%	416	23%

Middle School (MS) Grade Band includes any Algebra I or Geometry results taken in Middle School

BARNEGAT TOWNSHIP SCHOOL DISTRICT
2022-23 Fall Start Strong by Subgroup Program
Mathematics

Distribution by Support Level (All Grades)



BARNEGAT TOWNSHIP SCHOOL DISTRICT
2022-23 Fall Start Strong by Subgroup Program
Science

Grade Band	Program	Total Tested	% of Tested	Support Levels					
				Strong Support May be Needed (Level 1)		Some Support May be Needed (Level 2)		Less Support May be Needed (Level 3)	
				# of students	% of total	# of students	% of total	# of students	% of total
G6	Section 504	<10	4%	-	-	-	-	-	-
	ELL	<10	1%	-	-	-	-	-	-
	SpecEd	40	17%	30	75%	<10	18%	<10	8%
	GenEd	195	82%	56	29%	91	47%	48	25%
	<i>All Students</i>	237		88	37%	98	41%	51	22%
G9	Section 504	12	5%	<10	67%	<10	17%	<10	17%
	ELL	<10	1%	-	-	-	-	-	-
	SpecEd	39	16%	31	79%	<10	15%	<10	5%
	GenEd	204	83%	87	43%	79	39%	38	19%
	<i>All Students</i>	245		120	49%	85	35%	40	16%
G12	Section 504	15	7%	13	87%	<10	7%	<10	7%
	ELL	<10	1%	-	-	-	-	-	-
	SpecEd	40	18%	38	95%	<10	3%	<10	3%
	GenEd	183	81%	104	57%	43	23%	36	20%
	<i>All Students</i>	226		144	64%	44	19%	38	17%
All Grades	Section 504	36	5%	24	67%	<10	22%	<10	11%
	ELL	<10	1%	-	-	-	-	-	-
	SpecEd	119	17%	99	83%	14	12%	<10	5%
	GenEd	582	82%	247	42%	213	37%	122	21%
	<i>All Students</i>	708		352	50%	227	32%	129	18%

BARNEGAT TOWNSHIP SCHOOL DISTRICT
2022-23 Fall Start Strong by Subgroup Program
Science

Distribution by Support Level (All Grades)

