



SY23-24 School Safety Data Review (Q1&Q2)

School Board Meeting
February 22, 2024





Essential Questions


What do the SY23-24 Q1 and Q2 data show?

How does the data compare to the last semester?

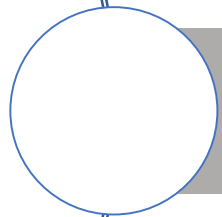
What are next steps in response to the data?




Data Context



Data is being shared to reflect our continued commitment to transparency



The Q1 and Q2 data for SY23-24 covers the time period of August 2023-December 2023



Data presented is reflective of what Safety and Security Services collects. This presentation does not capture data collected by Student Services and Equity or Accountability and Research as it relates to student discipline or state reporting



Data Collection and Reconciliation

Incident Reporting

- Mandatory notifications sent by School Administrators post-incident
- In line with *SB Policy CLA*
- Incident reports ***do not*** always equate to a crime being committed
- Reconciled and logged by SSS once received

Call for Service Report Form (Police Assistance)

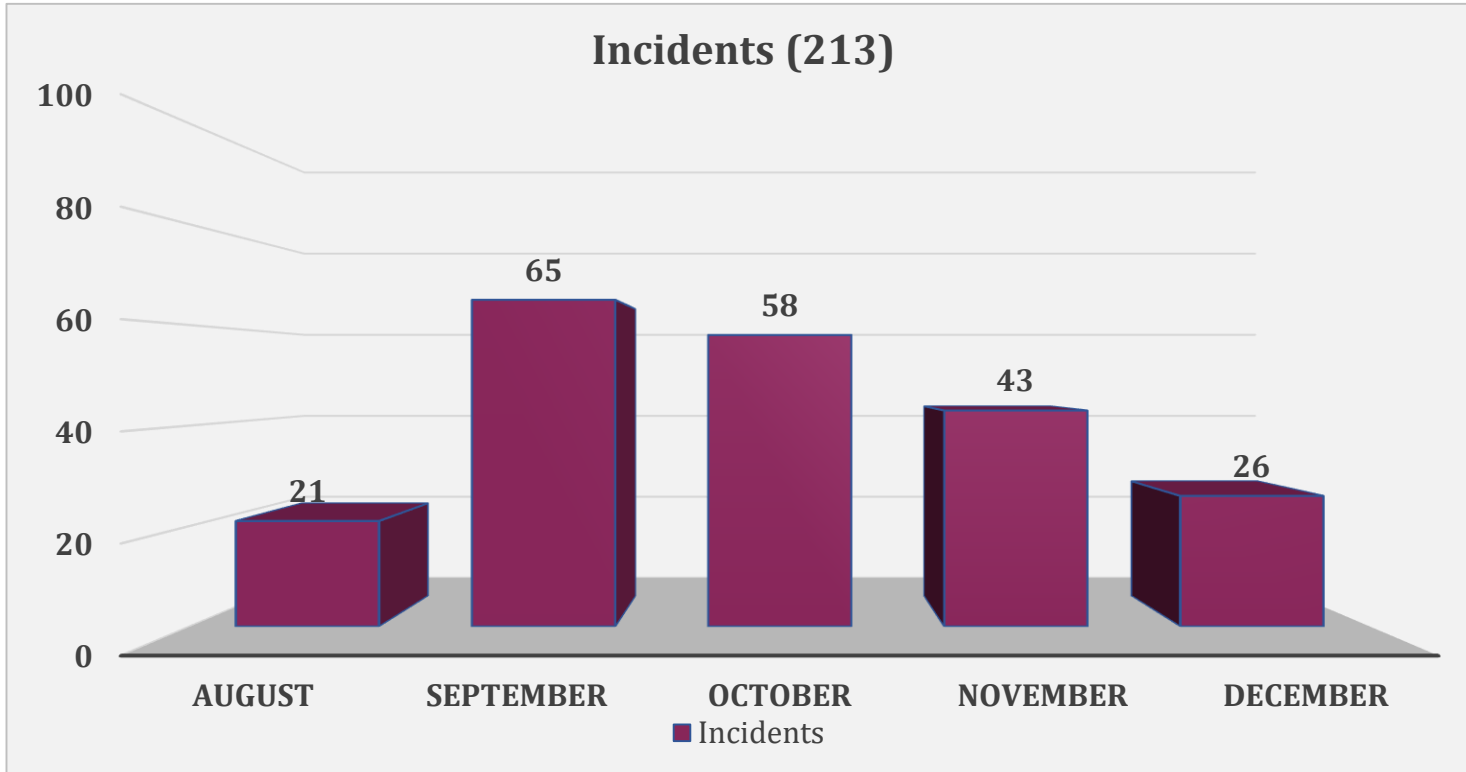
- Form completed by School Administrators when police assistance/support occurs
- In line with *July 1, 2023 SLEP MOU*.
- Reconciled and logged by SSS once received

Analysis of APD Data

- Calls for Service reviewed and reconciled



Incident Reports by Month, Q1 and Q2

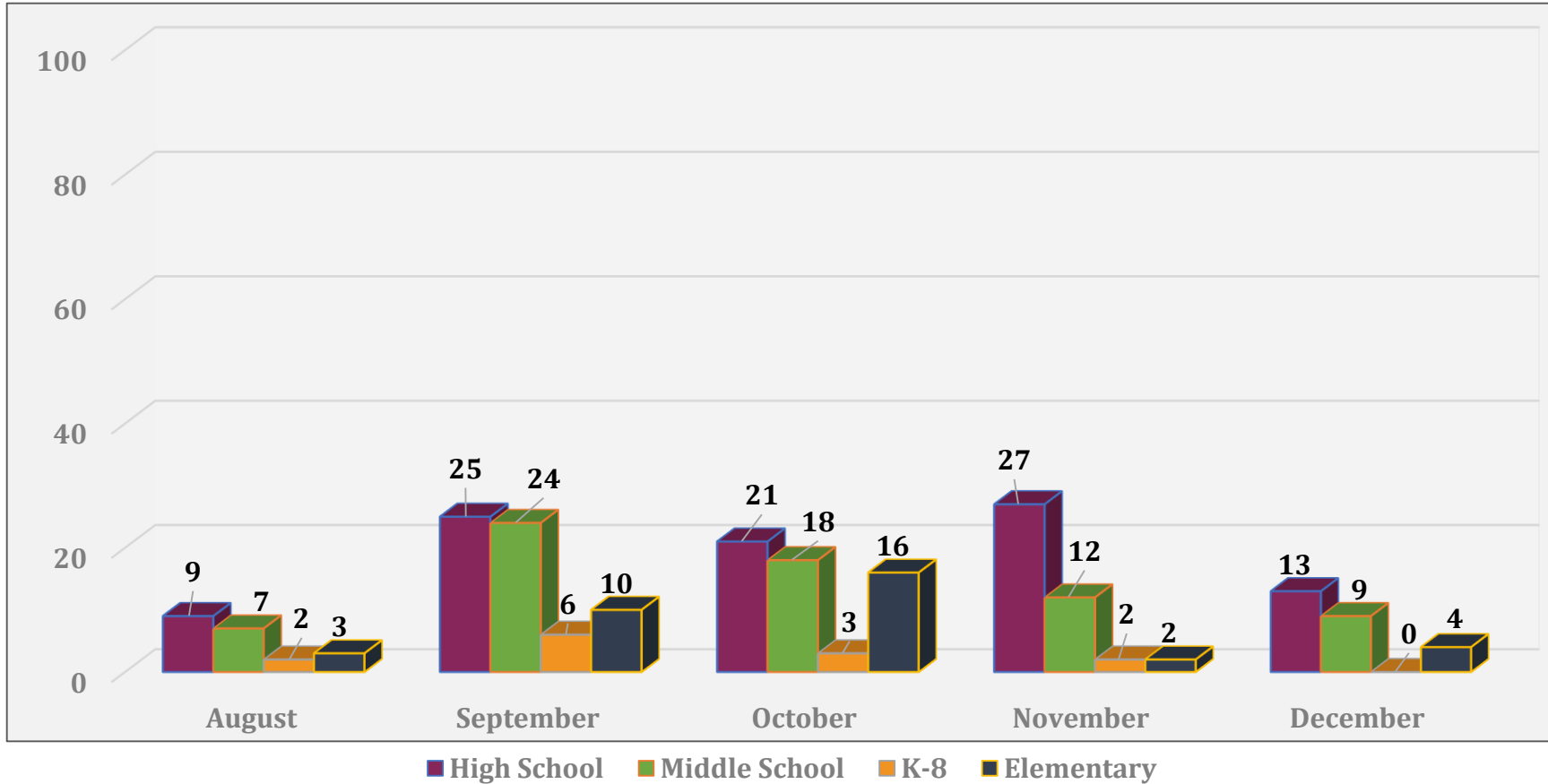


Incident Type	Quantity
Other	57
Fights/Assaults	56
EMS Assistance (Non-Fight/Assault Related)	43
Controlled Substance	9
Threats (Verbal/Cyber/Social Media)	9
Prohibited Items/Materials	7
Missing Student Reports	6
Theft	6
Weapons (Confirmed)	5
Suspicious Activity	4
Alarms	3
Vandalism	3
Sexual Assault*	2
CPS	2
Sexual Misconduct	1

• ***One of two alleged Sexual Assault incidents occurred off-campus, but was reported to school officials**



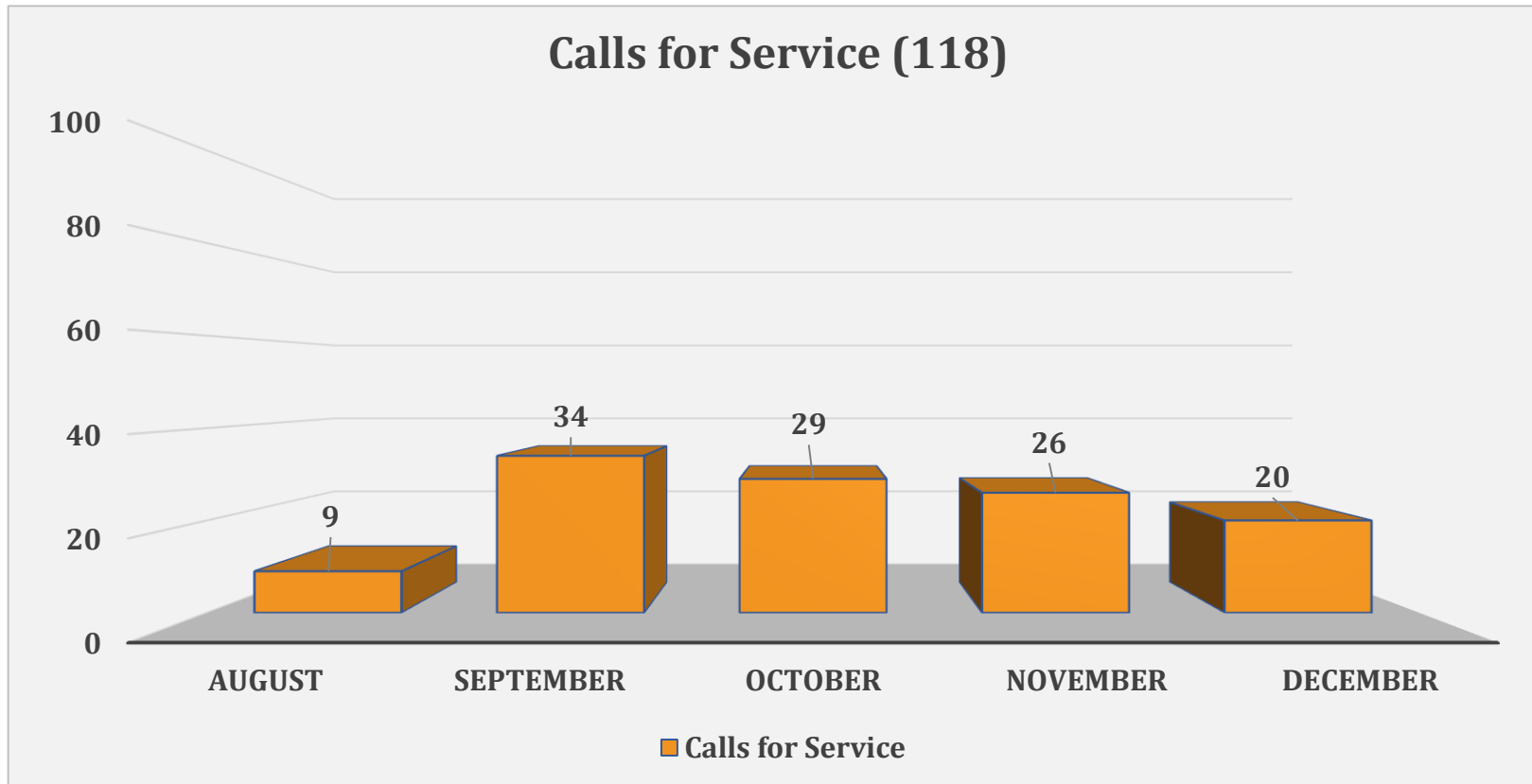
Incident Reports by School Type, Q1 and Q2



School Level	Quantity
High School (All Campuses)	95
Middle Schools	70
Elementary	35
K-8 Schools	13



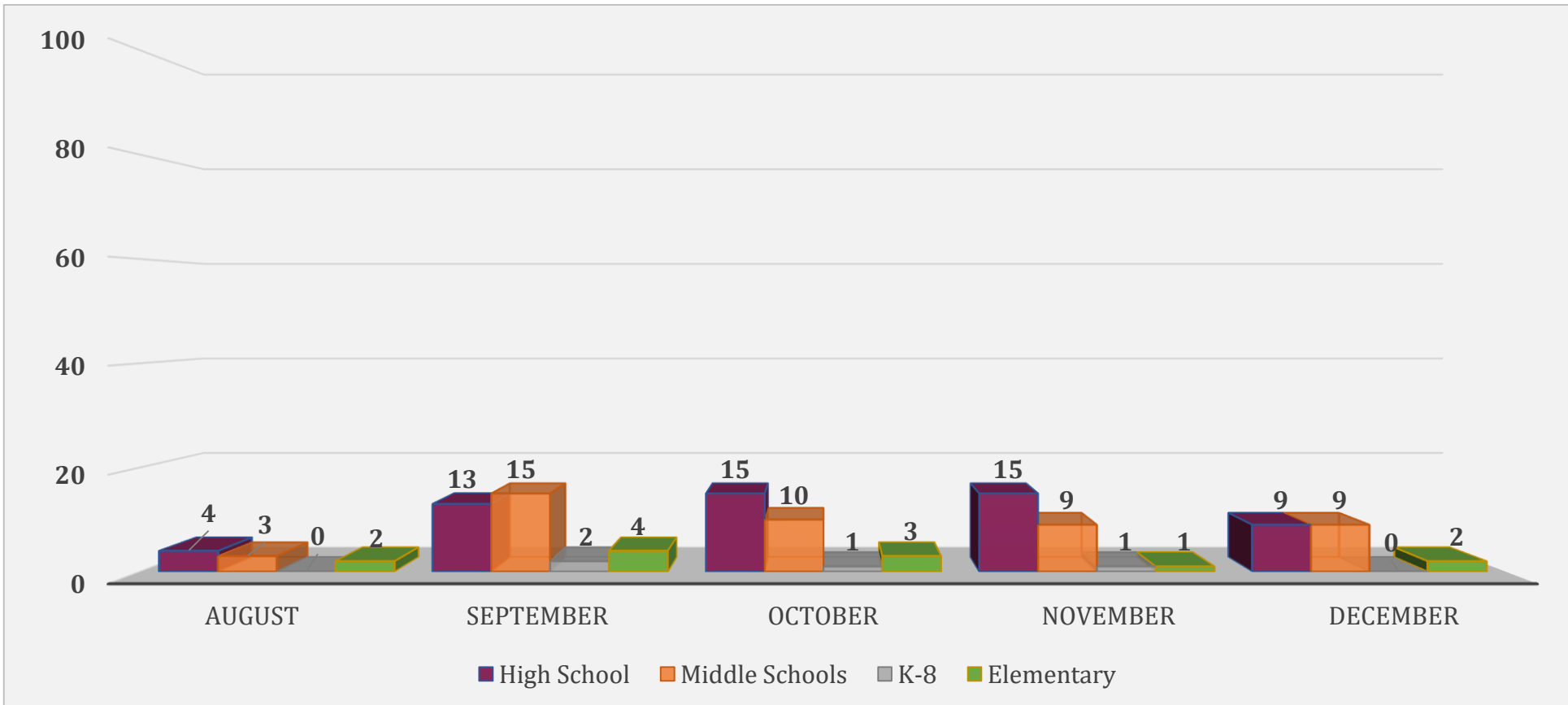
APD Calls for Service by Month, Q1 and Q2



It is important to note that **APD Calls for Service** are **not** solely in relation to support for incidents that are criminal in nature. Calls for Service include support for suspicious activity occurring on/near campus, assistance with missing student investigations, etc.



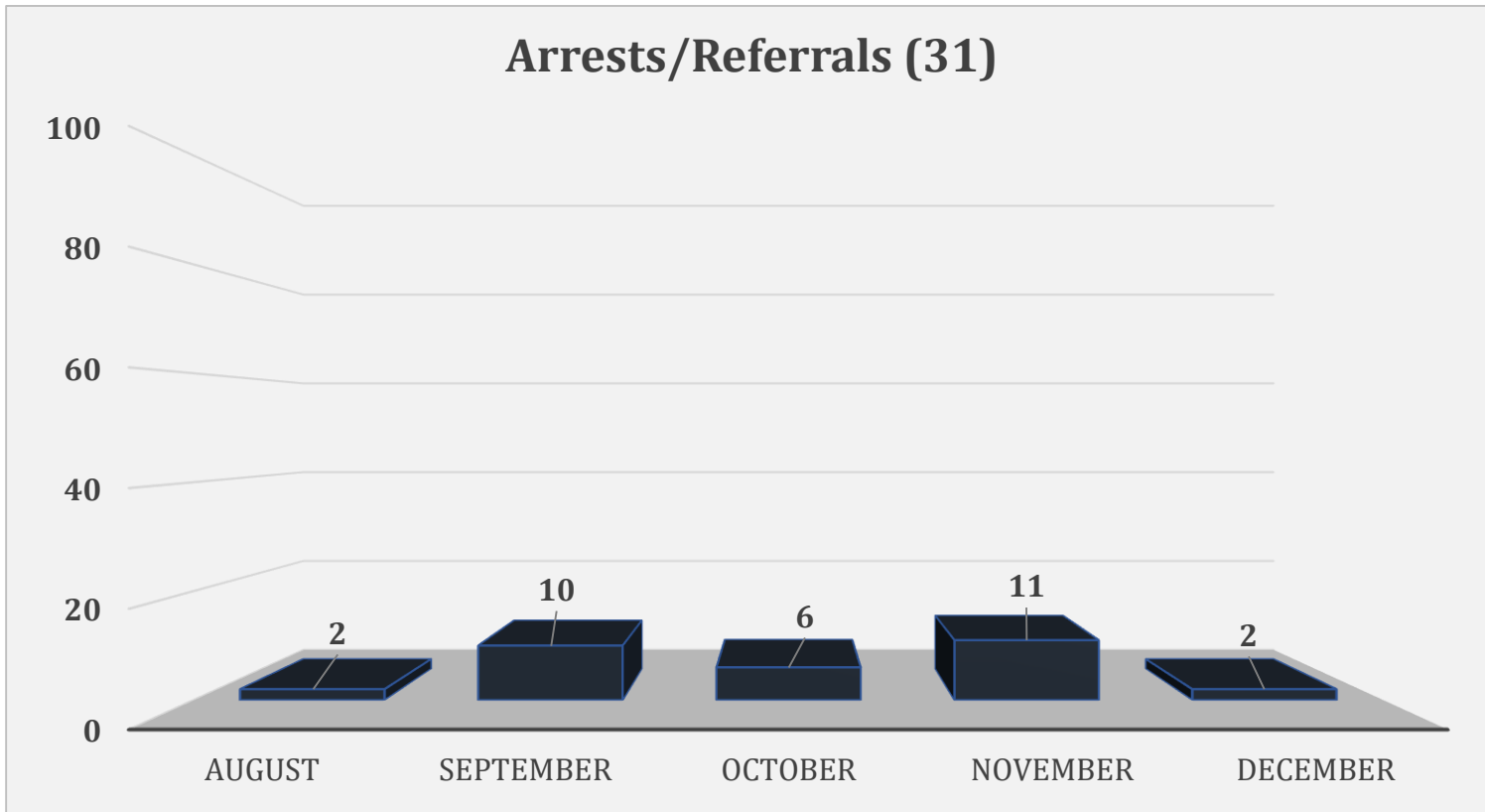
APD Calls for Service by School Type, Q1 and Q2



School Level	Quantity
High School (All Campuses)	56
Middle Schools	46
Elementary Schools	12
K-8 Schools	4



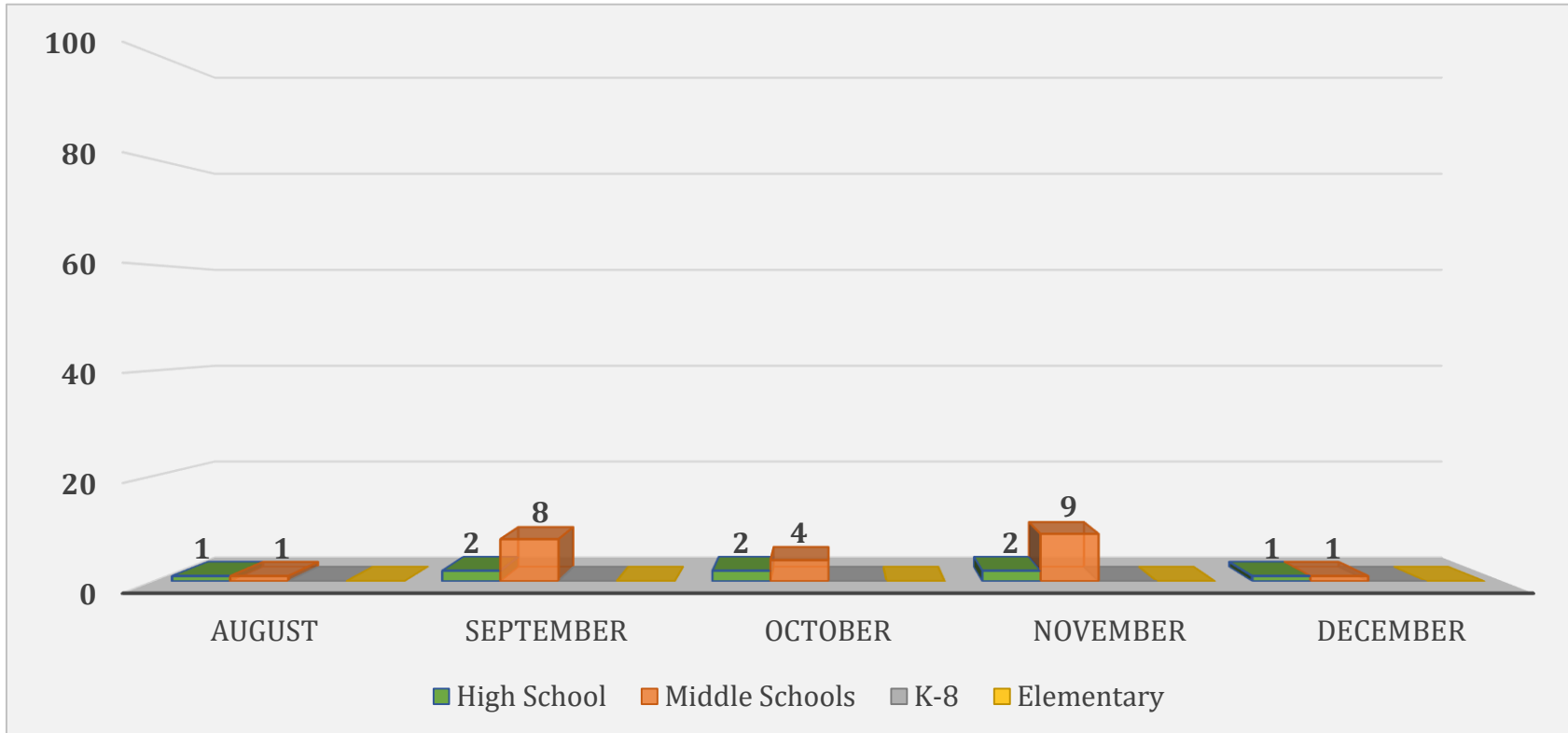
Arrests/APD Referrals by Month, Q1 and Q2



Arrest by Categories	Quantity	On-Campus Occurrence	Off-Campus Occurrence
Assault	9	8	1
Controlled Substance	7	7	
Theft	5	2	3
Public Intoxication	4	4	
Prohibited Item (Alcohol)	2	2	
Weapon	2	2	
Warrant	1	1	
Vandalism	1	1	
Total	31	27	4



Arrests/Referrals by School Type, Q1 and Q2



Arrest by School Type	Quantity
Middle School	23
High School (All Campuses)	8
Total	31



Racial/Ethnic Composition of Arrests/Referrals, Q1 and Q2

Middle School Arrests/Referrals (23)

- White Female (Hispanic or Latino) - 8
- Black Male (Non-Hispanic or Latino) - 6
- Black Female (Non-Hispanic or Latino) - 6
- White Male (Hispanic or Latino) - 3

High School Arrests/Referrals (8)

- Black Male (Non-Hispanic or Latino) - 5
- Black Female (Non-Hispanic or Latino) - 3

ACPS Student Enrollment Demographics:

- Asian: 6.6%
- Black: 24.0%
- Hispanic: 37.6%
- White: 27.2%
- Native Hawaiian/Pacific Islander: 0.3%
- Native American: 0.1%
- Multi-racial: 4.2%

In an effort to better define composition of arrests, the ethnicity categories of "Hispanic or Latino" or "Non-Hispanic or Latino" have been updated and/or added.



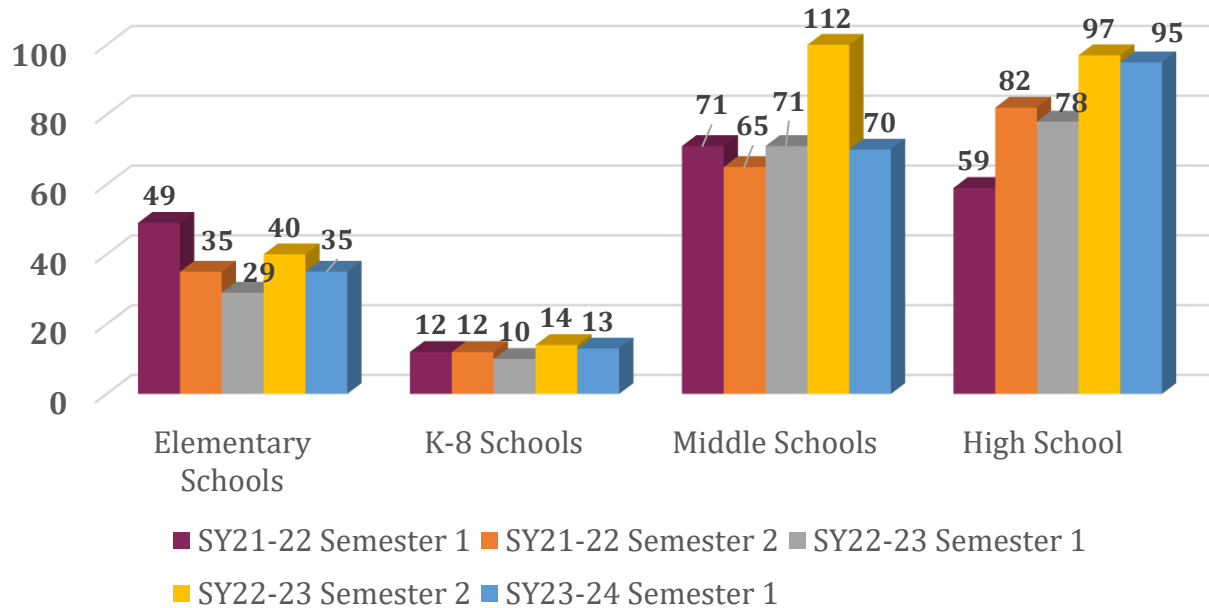
Incident Type Semester Comparison

Incident Category	SY22-23 (S2)	SY23-24 (S1)	Change from the Previous Report
Fights/Assaults	68	56	-12
EMS Assistance (Non-Fight/Assault Related)	59	43	-16
Weapons	17	5	-12
Controlled Substance	7	9	+2
Threats (Verbal/Cyber/Social Media)	11	9	-2
Missing Student Reports	9	6	-3
Suspicious Activity	5	4	-1
Alarms	3	3	0
Sexual Assault/Sexual Misconduct	5	3	-2
Theft	2	6	+4
Prohibited Items/Materials	10	7	-3
Other	64	57	-7

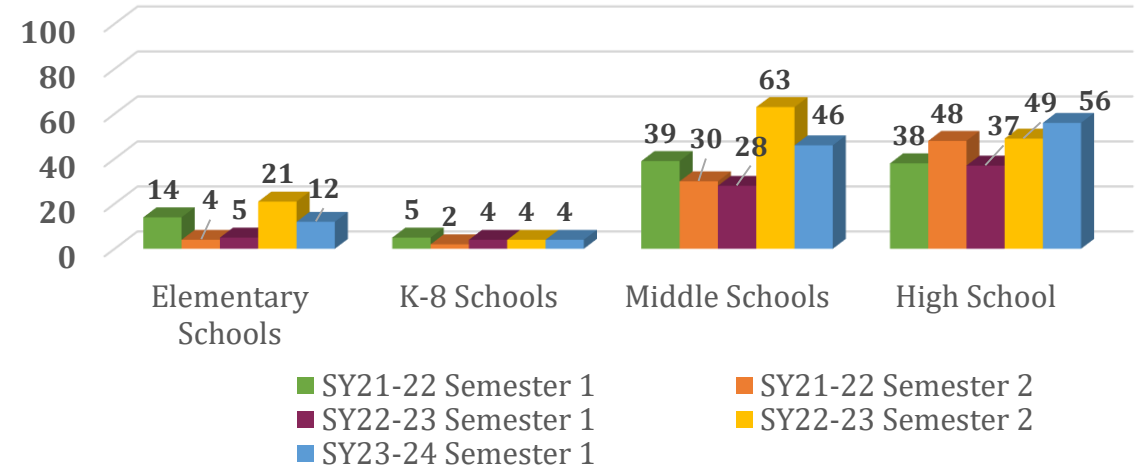


Data Comparison by School Type and Semester

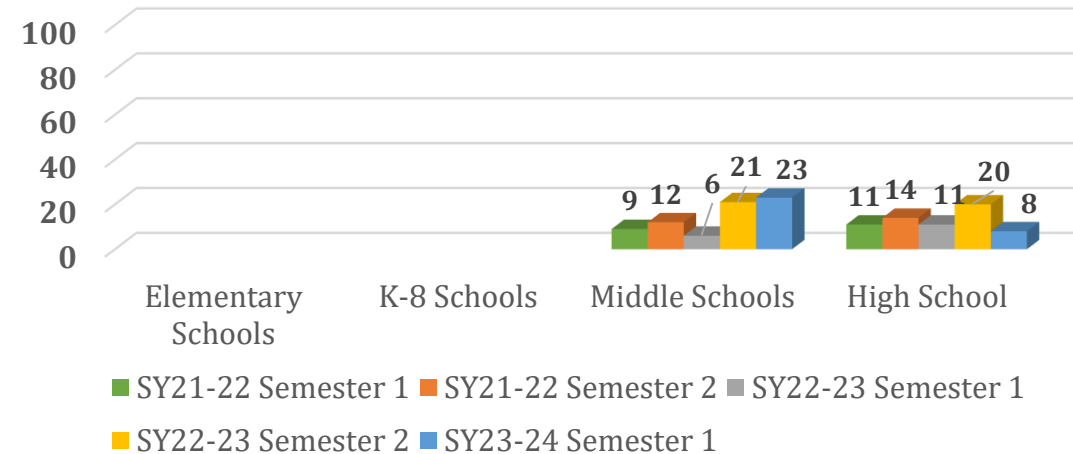
Incident Report Comparison



APD Calls for Service Comparison



Arrests Comparison





Next Steps





Questions?

Dr. Alicia Hart, Chief Operating Officer

John Contreras, Director of Safety and Security Services

Carlton Gerald, Assistant Director of Safety and Security Services



Superintendent

Dr. Melanie Kay-Wyatt

School Board

Michelle Rief, Chair
Kelly Carmichael Booz, Vice Chair

Meagan L. Alderton
Tim Beaty
Abdel-Rahman Elnoubi

Jacinta Greene
Christopher Harris

Tammy Ignacio
Ashley Simpson Baird