



SY22-23 School Safety Data Review (Q3&Q4)

School Board Meeting
September 21, 2023





Essential Questions

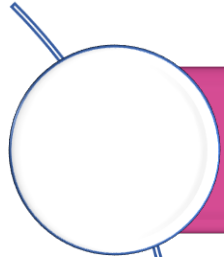
What do the SY22-23 Q3 and Q4 data show?

How does the data compare to the last two school years?

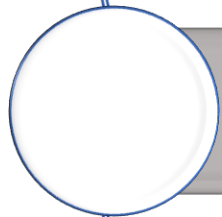
What are next steps in response to the data?




Data Context



Data is being shared to reflect our continued commitment to transparency



The Q3 and Q4 data for SY22-23 covers the time period of January 2023-June 2023



Data presented is reflective of what Safety and Security Services collects. This presentation does not capture data collected by Student Services and Equity or Accountability and Research as it relates to student discipline or state reporting



Data Collection and Reconciliation

Incident Reporting

- Mandatory notifications sent by School Administrators post-incident
- In line with *SB Policy CLA*
- Incident reports ***do not*** always equate to a crime being committed
- Reconciled and logged by SSS once received

Call for Service Report Form (Police Assistance)

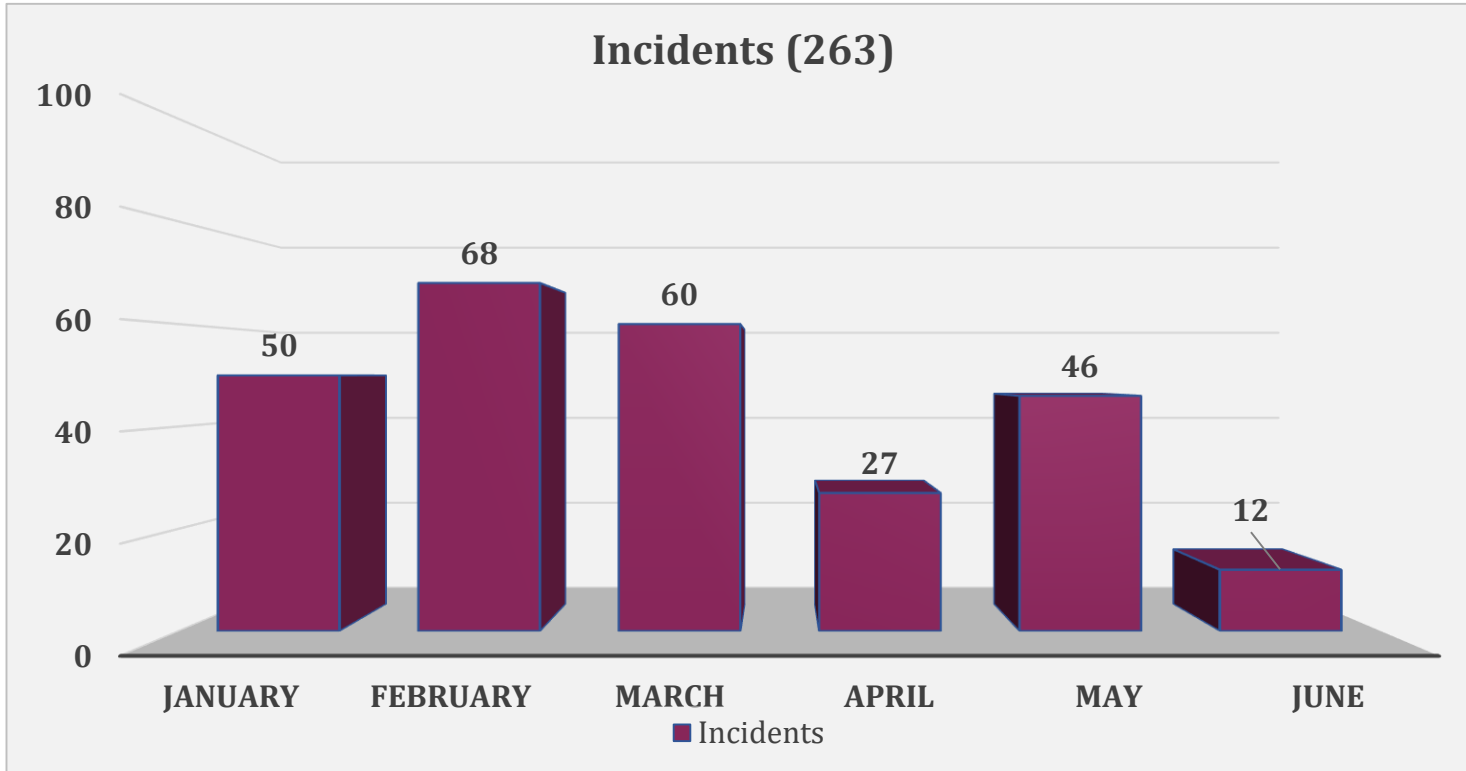
- Form completed by School Administrators when police assistance/support occurs
- In line with *November 2020 SLEP MOU. Updated July 2023 MOU will be referenced for the next safety report*
- Reconciled and logged by SSS once received

Analysis of APD Data

- Calls for Service reviewed and reconciled



Incident Reports by Month, Q3 and Q4



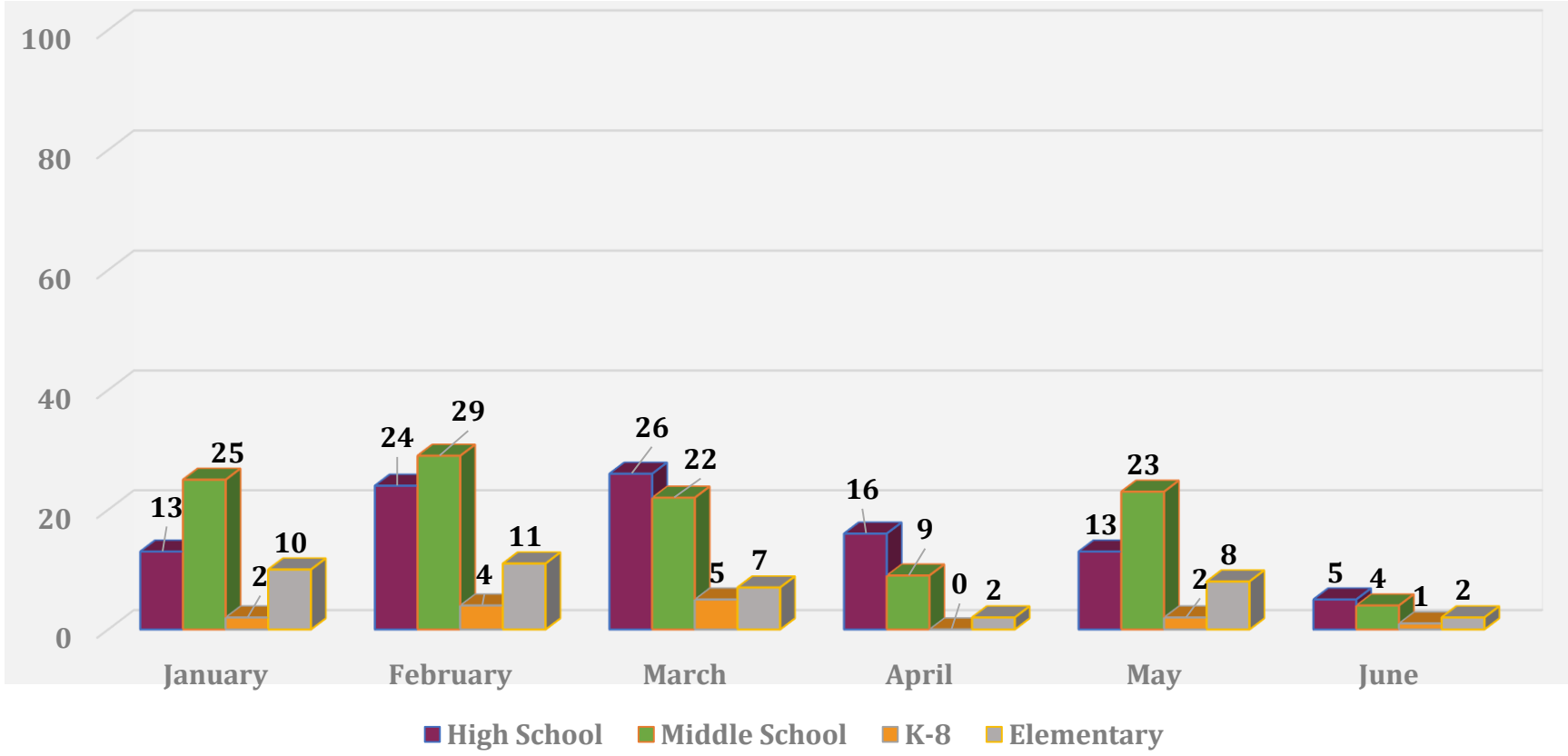
Incident Type	Quantity
Fights/Assaults	68
Other	64
EMS Assistance (Non-Fight/Assault Related) <i>NEW</i>	59
Weapons (Confirmed)	13
Reports of Weapons (Unfounded) <i>NEW</i>	4
Threats (Verbal/Cyber/Social Media)	11
Prohibited Items/Materials	10
Missing Student Reports	9
Controlled Substance	7
Suspicious Activity	5
Sexual Assault*	1
Sexual Misconduct	4
Alarms	3
CPS	3
Theft	2

• ***Alleged incident occurred off-campus, but was reported to school officials**

In an effort to better define incident type categories, select categories have been updated and/or added (indicated by "new" banner)



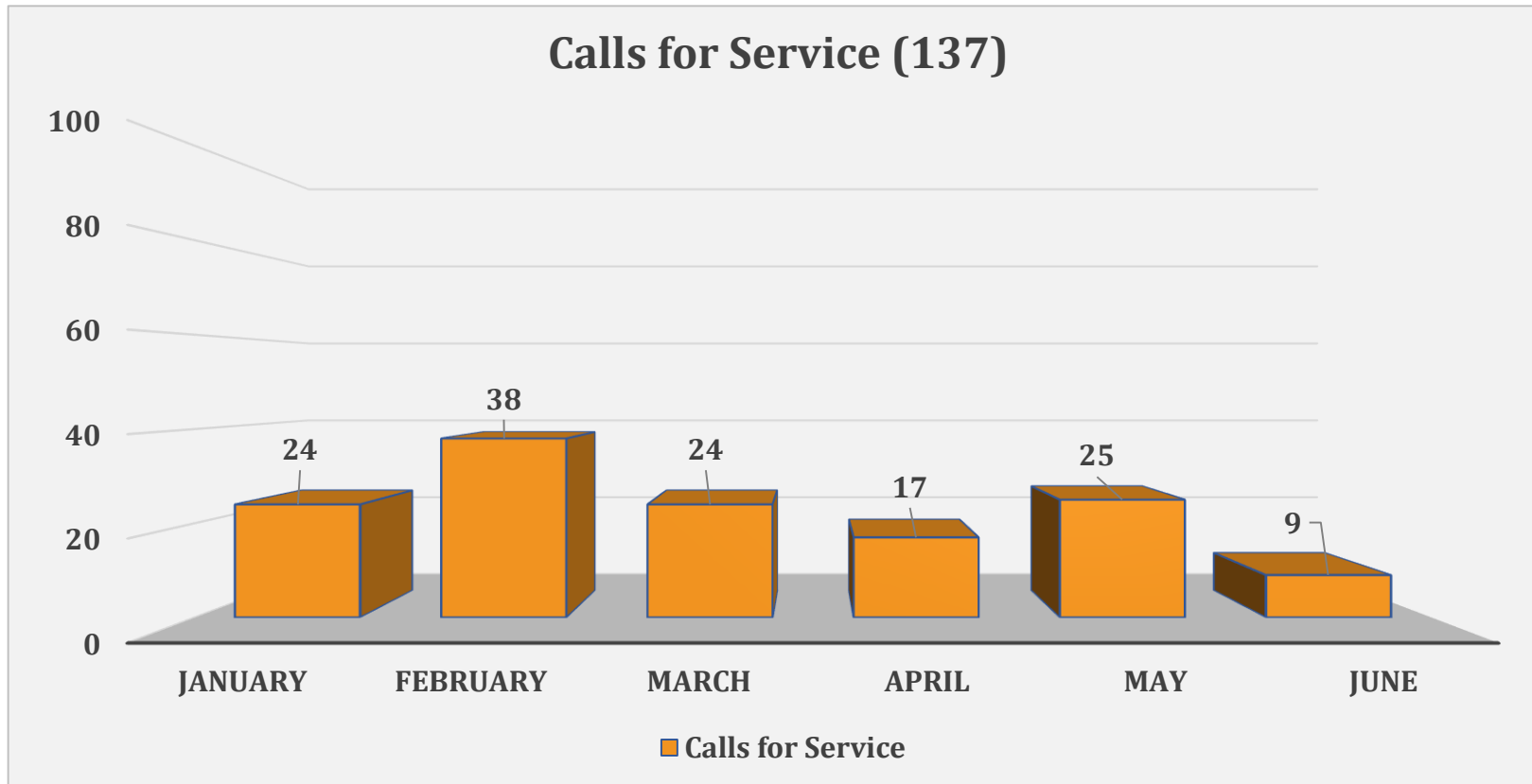
Incident Reports by School Type, Q3 and Q4



School Level	Quantity
High School (All Campuses)	97
Middle Schools	112
K-8 Schools	14
Elementary	40



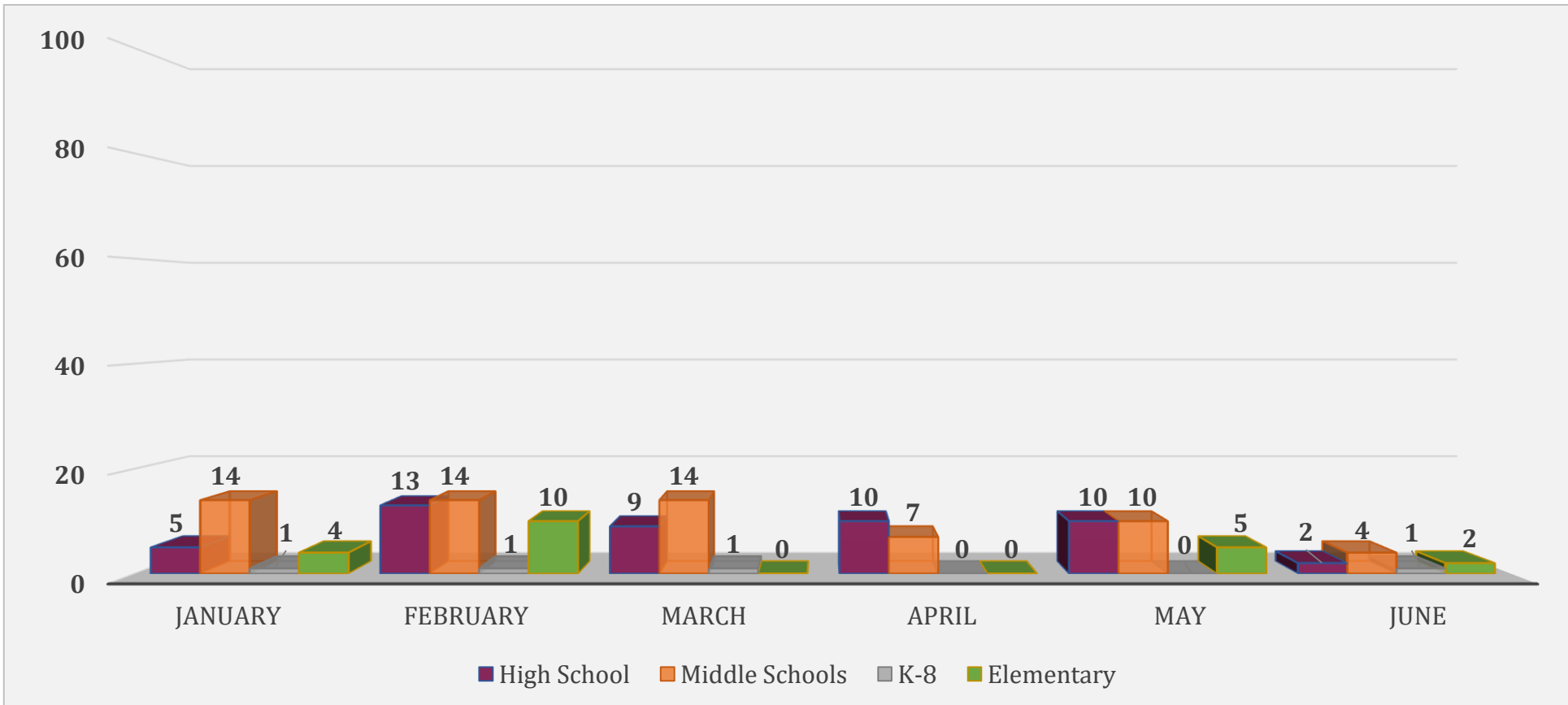
APD Calls for Service by Month, Q3 and Q4



It is important to note that **APD Calls for Service** are **not** solely in relation to support for incidents that are criminal in nature. Calls for Service include support for suspicious activity occurring on/near campus, assistance with missing student investigations, etc.



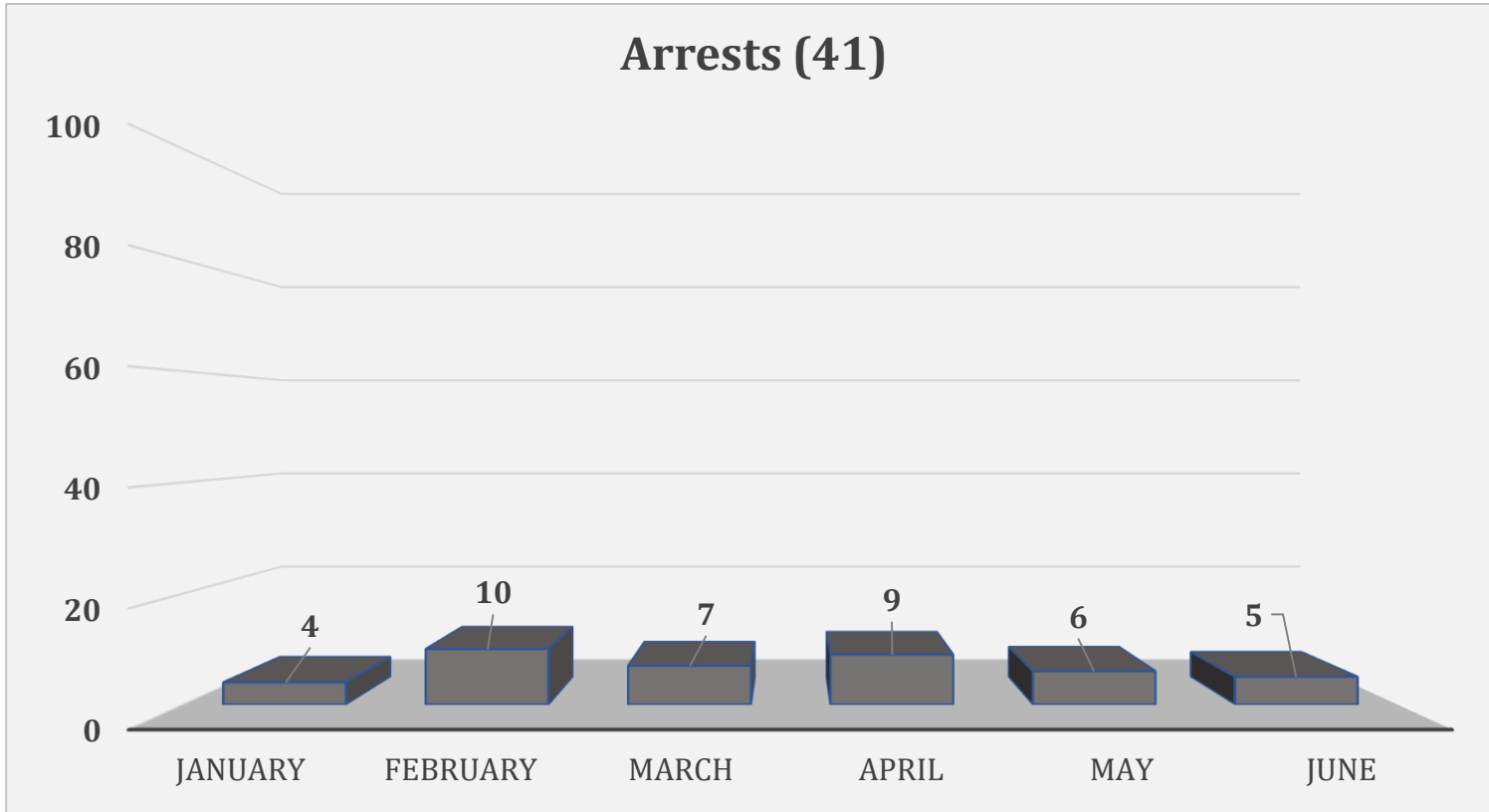
APD Calls for Service by School Type, Q3 and Q4



School Level	Quantity
High School (All Campuses)	49
Middle Schools	63
K-8 Schools	4
Elementary Schools	21



Arrests by Month, Q3 and Q4

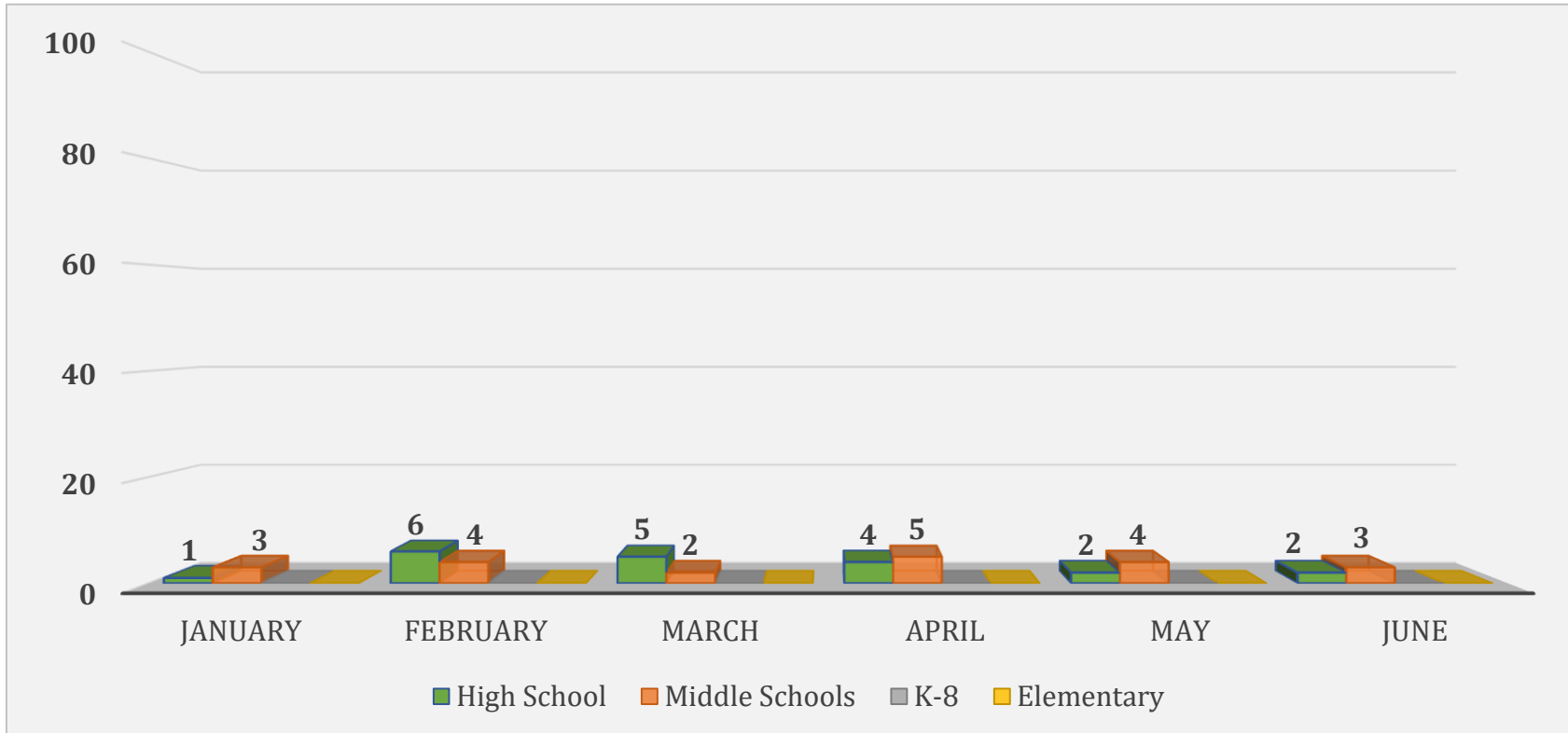


Arrest by Categories	Quantity	On-Campus Occurrence <small>NEW</small>	Off-Campus Occurrence <small>NEW</small>
Assault	15	13	2
Prohibited Item (Alcohol)	8	7	1
Warrant	6		6
Trespass	4	4	
Weapon	4	4	
Controlled Substance	2	2	
Threat	2		2
Total	41	30	11

In an effort to better define arrest categories, select categories have been updated and/or added (indicated by "new" banner)



Arrests by School Type, Q3 and Q4



Arrest by School Type	Quantity
High School (All Campuses)	20
Middle School	21
Total	41



Racial/Ethnic Composition of Arrests, Q3 and Q4

Middle School Arrests (21)

- Black Male (Non-Hispanic or Latino) – 10
- Black Female (Non-Hispanic or Latino) - 4
- White Male (Hispanic or Latino) - 3
- White Male (Non-Hispanic or Latino) – 2
- White Female (Hispanic or Latino) - 2

High School Arrests (20)

- Black Male (Non-Hispanic or Latino) – 12
- White Male (Hispanic or Latino) - 5
- White Female (Hispanic or Latino) - 2
- Black Female (Non-Hispanic or Latino) - 1

ACPS Student Enrollment Demographics:

- Asian: 6.6%
- Black: 25.0%
- Hispanic: 37.7%
- White: 26.6%
- Native Hawaiian/Pacific Islander: 0.3%
- Native American: 0.1%
- Multi-racial: 3.7%

In an effort to better define composition of arrests, the ethnicity categories of “Hispanic or Latino” or “Non-Hispanic or Latino” have been updated and/or added (indicated by “new” banner)

We will begin sharing EL and/or SPED designations for arrest data in the next update



NEW

Incident Type School Year Comparison

Incident Category	SY22-23 (S1)	SY22-23 (S2)	Change from the Previous Report
Fights/Assaults	44	68	+24
EMS Assistance (Non-Fight/Assault Related)	41	59	+18
Weapons <i>(Including unfounded reports)</i>	15	17	+2
Controlled Substance	14	7	-7
Threats (Verbal/Cyber/Social Media)	8	11	+3
Missing Student Reports	7	9	+2
Suspicious Activity	2	5	+3
Alarms	2	3	+1
Sexual Assault/Sexual Misconduct	1	1	0
Sexual Misconduct	0	4	+4
Theft	1	2	+1
Prohibited Items/Materials	1	10	+9
Other	52	64	+12



NEW

School Year Comparison

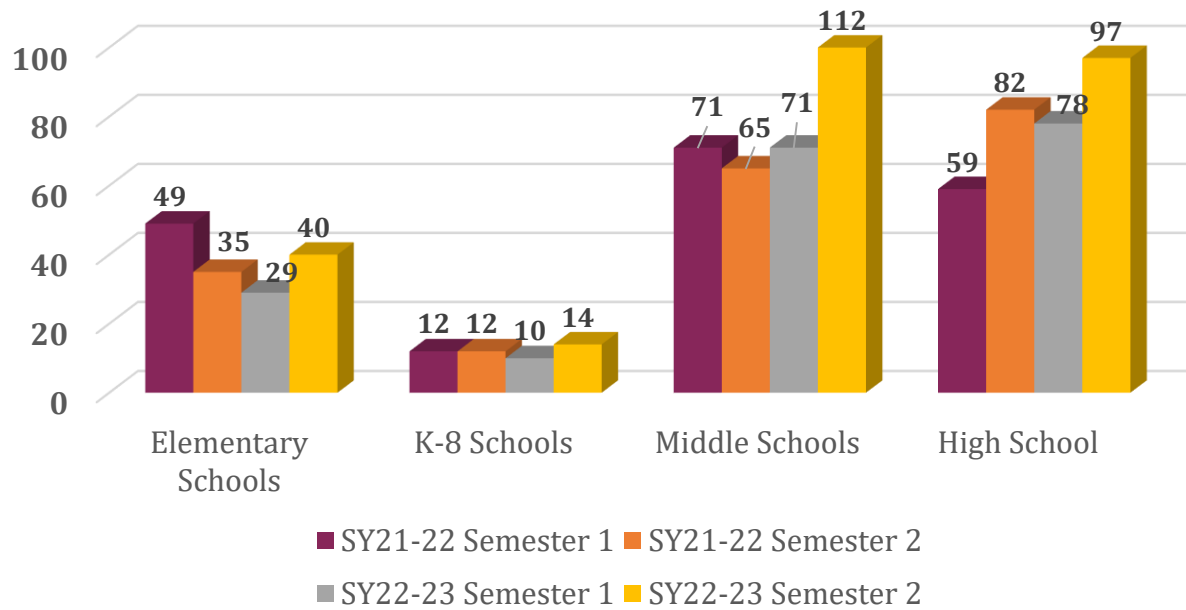
Data Category	SY21-22 (August 2021-June 2022)	SY22-23 (August 2022-June 2023)	Change from Previous Year
Incidents	385	451	+ 66
APD Calls for Service	180	211	+ 31
Arrests	46	58	+ 12

There was an increase across all data categories for the SY22-23 school year (in comparison to the SY 21-22 school year)

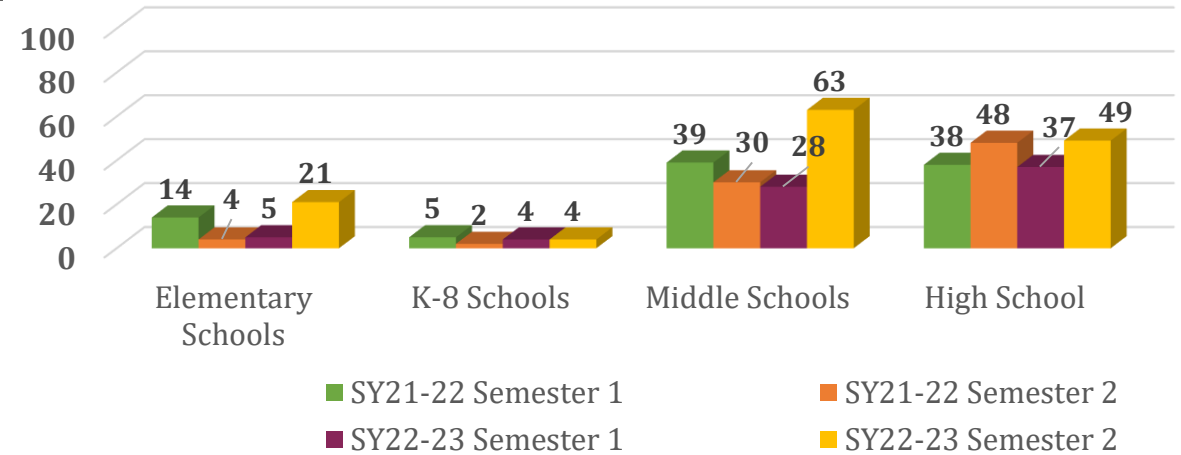


Data Comparison by School Type and Semester

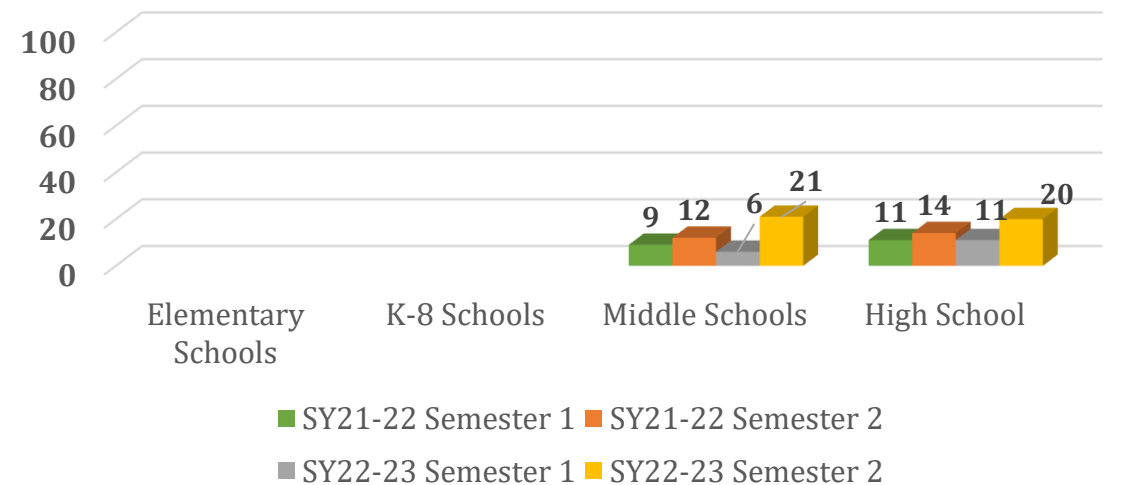
Incident Report Comparison



APD Calls for Service Comparison



Arrests Comparison





Weapons Abatement, Pilot Program Update

Data Example: Division-Wide
Total Engagement (Scans) to Date: 181,817

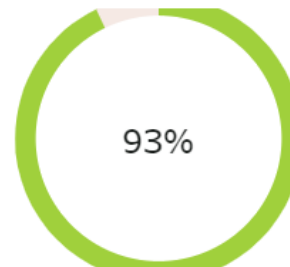
- Weapons Abatement pilot program launched in May 2023
- Located at ACHS-KS, ACHS-MH, ACHS- CFC GW and FCH
- To date, there have been 181,817 scans (all locations).
- Examples of weapons found via weapons abatement process include a taser, razor blade and knife
- Formal recommendation regarding next steps (to include in-depth review of analytics) will come with the next school safety data update



Avg. Daily Visitors



Max. Hourly Visitors



Avg. Clear



Max. Hourly



Next Steps





Questions?

Dr. Alicia Hart, Chief Operating Officer

Mr. John Contreras, Director, Safety and Security Services

Mr. Carlton Gerald, Assistant Director, Safety and Security Services



Superintendent
Dr. Melanie Kay-Wyatt

School Board
Michelle Rief, Chair
Kelly Carmichael Booz, Vice Chair

Meagan L. Alderton
Willie F. Bailey, Sr.
Abdel-Rahman Elnoubi

Jacinta Greene
Christopher Harris

Tammy Ignacio
Ashley Simpson Baird