



2023



Department of Facilities and Operations,
Office of Safety and Security Services

9/21/2023

School Safety Data Report, SY2022-2023, Q3 and Q4 September 2023

Mission

The objective of Alexandria City Public Schools strategic plan is to provide an equitable, high quality education which is accessible and engaging to all students in a five-year strategic plan approved by the Alexandria City School Board on June 26, 2020. The plan's mission is to ensure success by inspiring students and addressing barriers to learning. The Facilities and Operations Department (via the Office of Safety and Security Services) works diligently to remove a potential barrier, unsafe school environments, in an effort to further the strategic plan.

Overview

The Office of Safety and Security Services manages and oversees all safety-related services for the school division to include emergency management procedures and protocols, assignment of school security officers, hardened safety infrastructure and the school law enforcement partnership with Alexandria Police Department. This office also collects, reviews and reconciles data related to incidents on school campus grounds and/or school-sponsored activities. The purpose of this report is to present the data (founded and unfounded) for:

- School Incidents for specified quarter(s)
- Calls for Service/Assistance by APD data for specified quarter(s)

Data Submission and Collection Methodology

Safety data is submitted in the following ways:

1. ***Incident Report:*** School administrators will submit an Incident Report at the conclusion of an incident on school grounds.
2. ***ACPS Calls for Service Form:*** If the Alexandria Police Department is requested to assist during a school safety incident, the school administrator completes and submits this form to the Director of Safety and Security Services

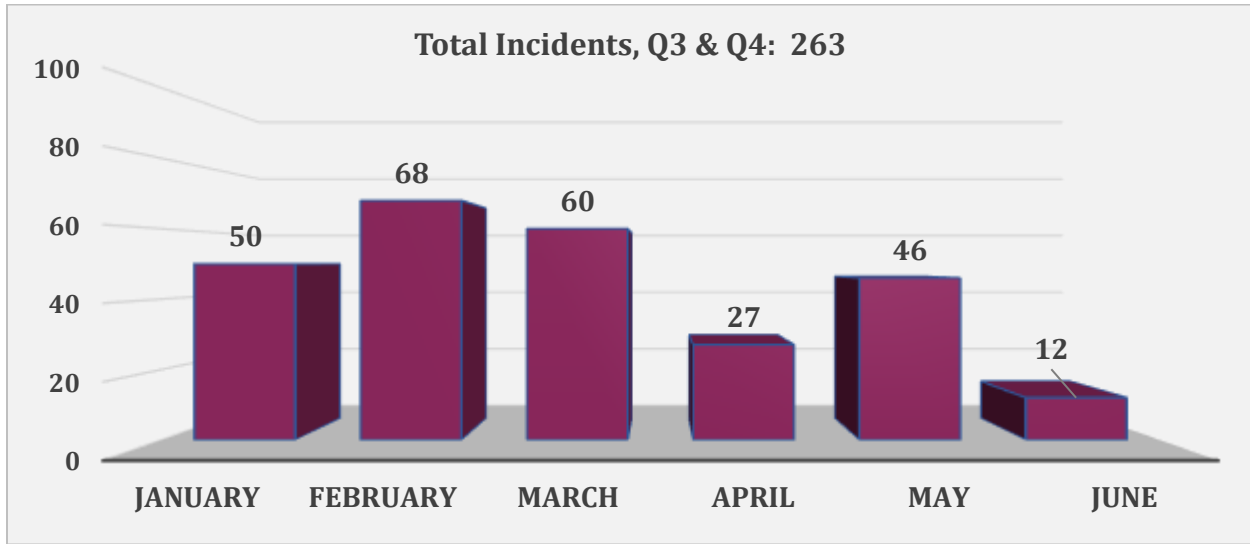
Once an incident report is submitted, the Office of Safety and Security Services collects the data into a template. This template is updated regularly and captures division-level data to include number and types of incidents per school, per day and per month. ***It is important to note that all information related to student discipline data is collected and reviewed by the Department of Student Services and Equity. That data is not included in this report.***

Information that may reveal student identity will not be shared through this report. It is also understood that some statistics may change as a result of change in case status or data error.

**School Safety Data Report, SY2022-2023, Q3 and Q4
September 2023**

**Q3 and Q4 Incident Data Summary (By Month, Semester Comparison, School Type
and Individual School)**

Monthly Summary



During quarters three and four of SY22-23, there were a total of **263** incidents that occurred. These incidents fell into the following categories:

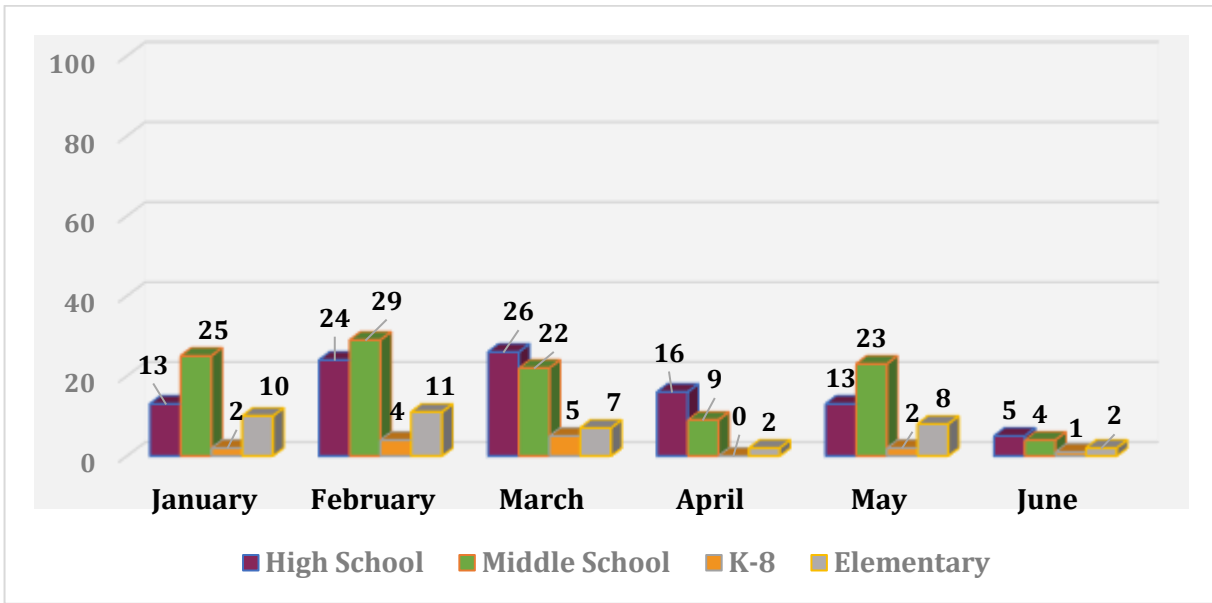
- Fights/Assault (68)
- Other (64)
 - The category of “other” includes the following incidents:
 - Runaway Cases (6)
 - Student in Crisis (6)
 - Parent Argument/Behavior (4)
 - Secure Building by APD (4)
 - Trespass (4)
 - Warrant Cases (3)
 - Inappropriate Use of Cell Phone in Restroom (2)
 - Student Harassment of Other Student (2)
 - School Bus Accident (2)
 - Student Leaving Building (2)
 - Reports of Students at Bradlee (2)
 - Parent Report of Child Being Physically Assaulted (2)
 - Robbery Claim (Student to Student) (2)
 - Shelter Care Order (2)
 - Burnt Napkin
 - Parent Called Police on Student

**School Safety Data Report, SY2022-2023, Q3 and Q4
September 2023**

- Person Trapped in Elevator
- Racial Email to Teacher
- Prank Call
- BB Gun Photo
- Alcohol in Teacher Room
- Police Presence Request
- Plastic Toy Gun
- Off-site Drug Use Report
- APD Detective Visit
- Gas Smell
- Student Called 911
- Bus Incident
- Student Report of Seeing Weapon
- Off-site Knife Found
- Self-Harm Case
- DASH Bus Fight
- Report of Gunshots (Unfounded)
- Wellness Check
- Injuries/Medical Assistance (59)
- Weapons (Founded or Unfounded) (17)
 - For the reporting period of January 2023- June 2023, the following weapons have been confiscated on school grounds:
 - Knives (6)
 - Stun Guns/Tasers (3)
 - Box Cutter (1)
 - Handgun (1)
 - Pepper Spray (1)
 - BB- Gun (1)
 - There have been five (4) other weapon-related incidents
 - Threats of weapons (unsubstantiated or no weapon found) (4)
- Threats (Verbal / Cyber / Social Media) (11)
- Prohibited Items/Materials (10)
- Reports of Missing Student (9)
- Controlled Substances (7)
- Sexual Assault (1)- Alleged incident occurred **offsite** but was reported to school administration
- Sexual Misconduct (4)
- Suspicious Activity (5)
- Alarms (3)
- Child Protective Services Reports (3)
- Theft (2)
- Vandalism (0)

**School Safety Data Report, SY2022-2023, Q3 and Q4
September 2023**

Incident Report by School Type



There were:

- **40** incidents at the Elementary School Level
- **14** incidents at the K-8 Level
- **112** incidents at the Middle School Level
- **97** incidents at the High School Level

**School Safety Data Report, SY2022-2023, Q3 and Q4
September 2023**

Incident Reporting: Comparison by Reporting Period

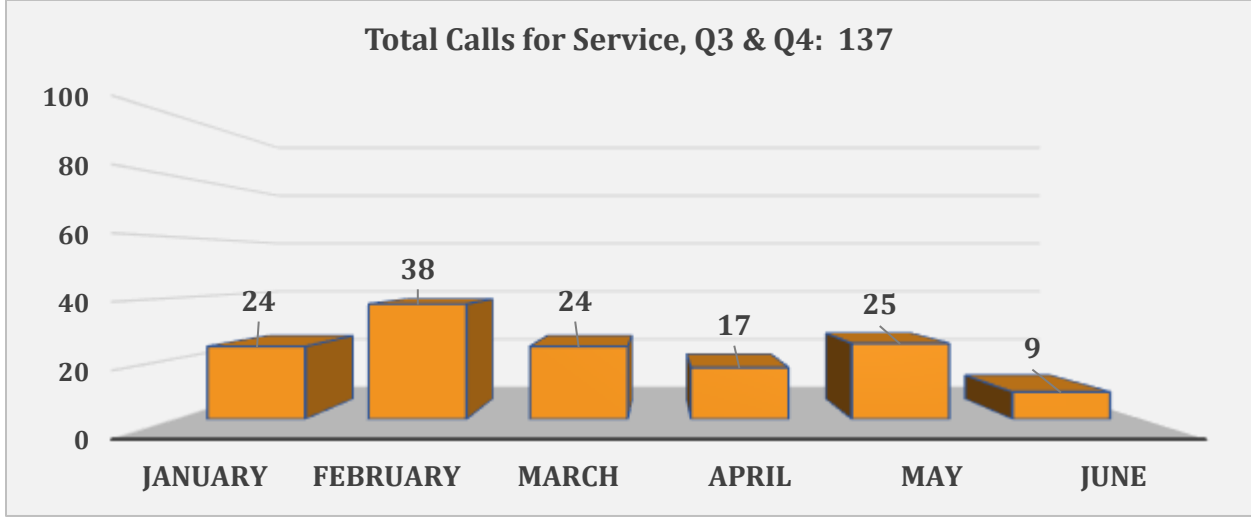
| Data Category | SY22-23 (Semester 1: August 2022- December 2022) | SY22-23 (Semester 2: January 2023- June 2023) | Change from Previous Report |
|----------------------------------|---|---|-----------------------------------|
| Incidents | 188 | 263 | +75 |
| APD Calls for Service | 74 | 137 | +63 |
| Arrests | 17 | 41 | +24 |

During quarters three and four of SY22-23, there were a total of **263** incidents that occurred, versus **188** incidents for the first two quarters of SY2022-23.

**School Safety Data Report, SY2022-2023, Q3 and Q4
September 2023**

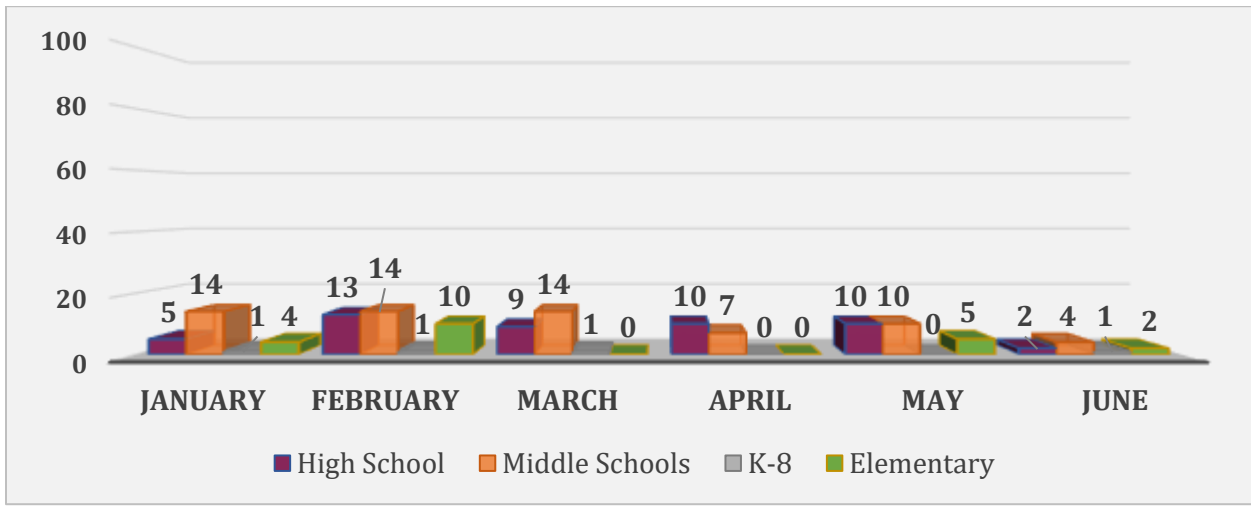
APD Calls for Service

Monthly Summary



During quarters three and four of SY2022-23, there were a total of **137** APD Calls for Service.

By School Type

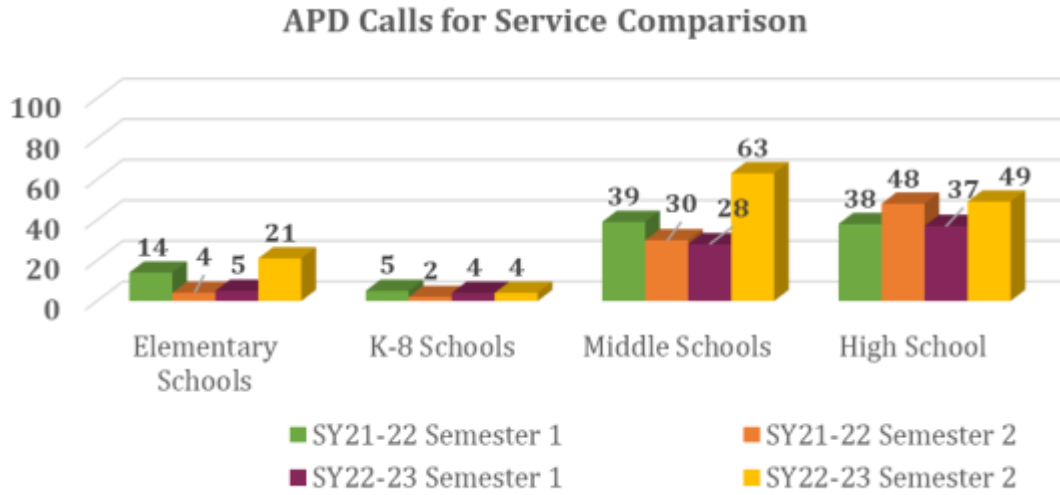


There were:

- **21** APD Calls for Service at the Elementary School Level
- **4** APD Calls for Service at the K-8 Level
- **63** APD Calls for Service at the Middle School Level
- **49** APD Calls for Service at the High School Level

**School Safety Data Report, SY2022-2023, Q3 and Q4
September 2023**

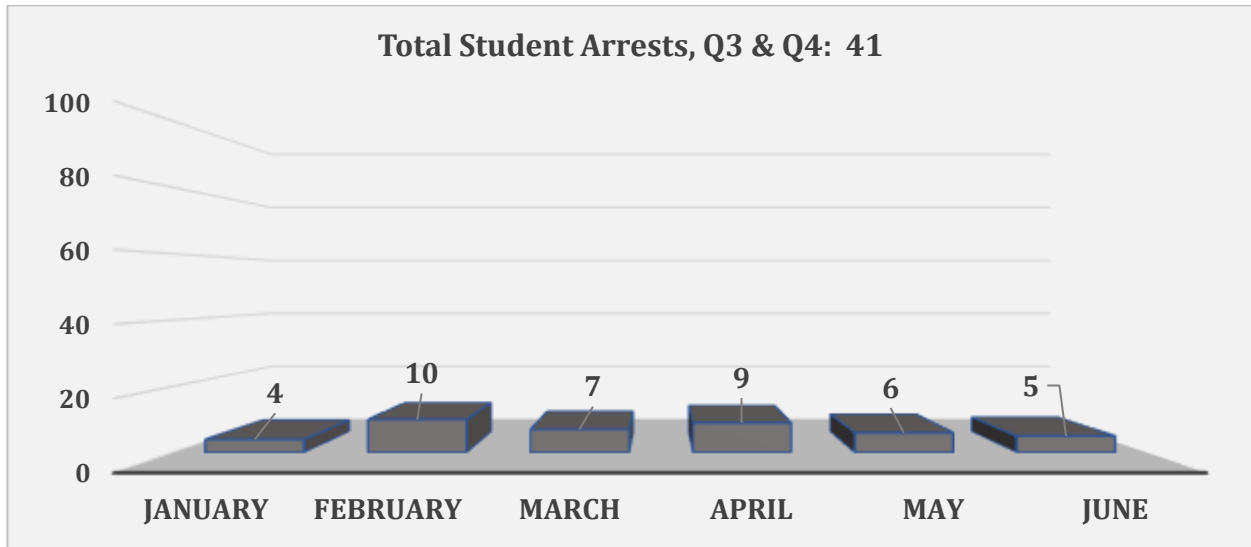
APD Calls for Service: Semester Comparison



During quarters three and four of SY2022-23, there were a total of **137** calls for service, versus **96** calls for service for report one (Semester 1 SY2021-22) and **84** calls for service for report two (Semester 2 SY 2021-22), and **74** calls for service for report three (Semester 1 SY2022-23).

Arrests

Monthly Summary

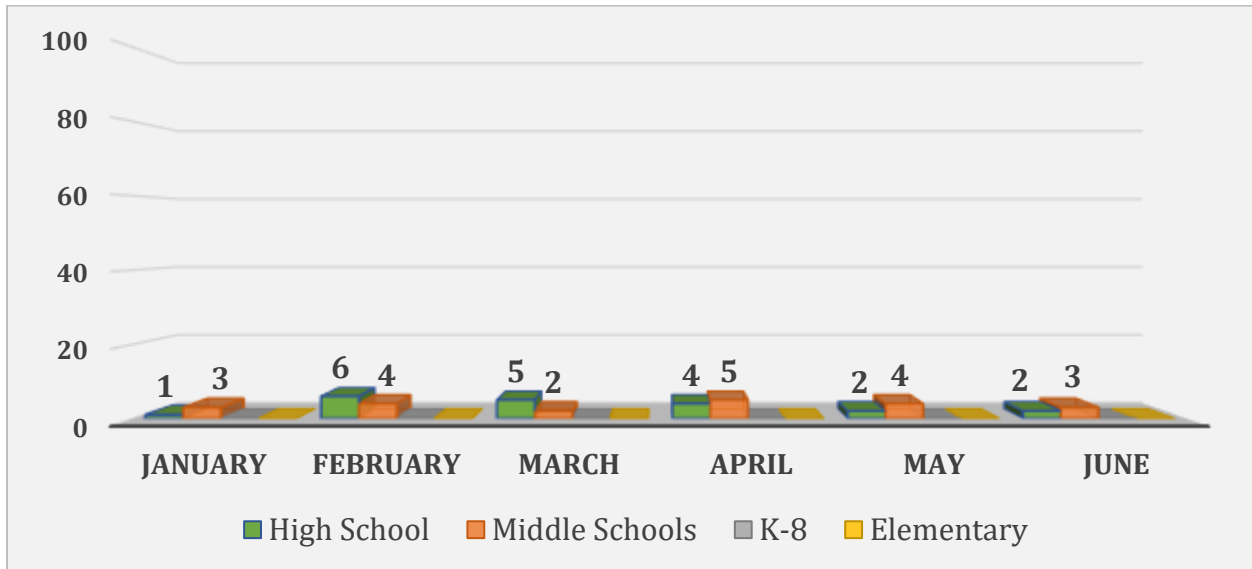


**School Safety Data Report, SY2022-2023, Q3 and Q4
September 2023**

During quarters three and four of SY22-23, there were a total of forty-one (41) student arrests. Arrests were made in regards to a violation of law on and off school grounds. Arrests were made in relation to the following categories:

- Assault (15) (13 – On Campus Occurrences, 2 – Off Campus Occurrences)
- Prohibited Item (Alcohol) (8) (7 – On Campus Occurrences, 1 - Off Campus Occurrences)
- Warrant (6) (All Off Campus Occurrences)
- Trespass (4) (All On Campus Occurrences)
- Weapon (4) (2 – Tasers, 1 – Handgun, 1 – Knife) (All On Campus Occurrences.)
- Controlled Substance (2) (All On Campus Occurrences)
- Threat (2) (All Off Campus Occurrences)

By School Type

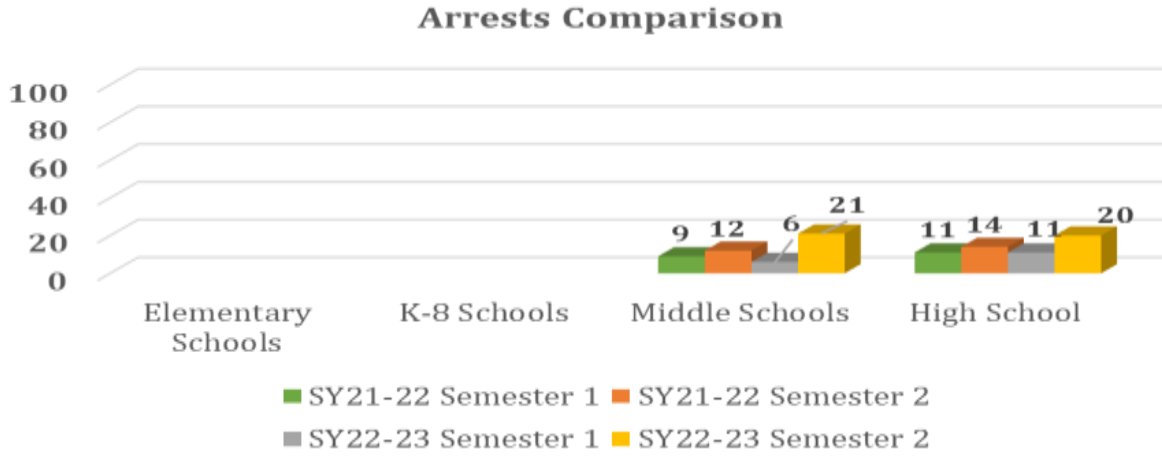


There were:

- **0** arrests at the Elementary School Level
- **0** arrests at the K-8 School Level
- **21** arrests at the Middle School Level
- **20** arrests at the High School Level

**School Safety Data Report, SY2022-2023, Q3 and Q4
September 2023**

Arrests by School Type: Semester Comparison



During quarters three and four of SY22-23, there were a total of **41** arrests, versus **20** arrests for report one (Semester 1 SY2021-22), **26** arrests for report two (Semester 2 SY 2021-22), and **17** arrests for report three (Semester 1 SY2022-23).

Racial and Ethnic Composition of Arrests, SY2022-23, Q3 and Q4

Middle School Arrests (21)

- Black Male (Non-Hispanic or Latino) - 10
- Black Female (Non-Hispanic or Latino) - 4
- White Male (Hispanic or Latino) - 3
- White Male (Non-Hispanic or Latino) - 2
- White Female (Hispanic or Latino) - 2

High School Arrests (20)

- Black Male (Non-Hispanic or Latino) - 12
- White Male (Hispanic or Latino) - 5
- White Female (Hispanic or Latino) - 2
- Black Female (Non-Hispanic or Latino) - 1