

Week of February 26, 2024

STAFF NEWSLETTER

SCHOOL PLEDGE

Right now, today, this very moment, I am capable of giving myself, the gift of absolute self-assurance, self-belief, and powerful non-stop confidence in myself.



“ TO THROUGH AND BEYOND COLLEGE ”



MESSAGE FROM PRINCIPAL DUNGEY

As an educator, you are in the best position to assess student performance and therefore, you play a particularly important role in using data to create family-school partnerships focused on identifying students’ strengths and addressing challenges. You can help both families and students understand what student data mean and then work with them to develop a joint action plan to achieve learning goals. We just had our data day and this is our time to do data chats with our students and parents! Below are 7 key strategies to use as we complete Parent Teacher Conferences that are coming in two weeks!

Tips for a Successful Data Chat with Parents

1. User-friendly interface and language: Portals should be easy to navigate and the language should be easy for parents to understand. That means all jargon should be defined, and information should be translated into the various languages spoken within a district.
2. Timely alerts: Parents should receive alerts when important information is posted, such as when their child misses an assignment or risks failing a course.
3. Seamless communications: Portals should let families, teachers and administrators communicate seamlessly.
4. Clear context: Student data must be presented alongside school data so parents can see how their child’s performance compares to the overall school and district.
5. Multiple data sources: Logging on to one platform should provide access to multiple data sources.
6. Up-to-date data: Data must be timely for it to be most effective.
7. Actionable information: Portals must also provide resources and actions parents can to improve their child’s performance.

Data Day Follow up! You will be receiving feedback on your plan by Wednesday. Please update your plans by EOB Thursday. We need to make these living documents and implement them! 1-1 meetings will be on Friday to discuss plans.

DAY ANNOUNCEMENTS

Monday 2/26 Panorama Survey 3-8 LP due 11:59 p.m	Read and Respond Goes Home Spelling words & Book Clubs go home! Data Day forms should be completed and submitted if not already!
Tuesday 2/27 Reading Rally	Exact Path during intervention 1-1 Meetings with Dungey
Wednesday 2/28 Update Member Center	Exact Path during intervention Black History Program 1:30-3:00 Parents welcome
Thursday 2/29 Reading Rally Leap Day	Update Power School Grade book!
Friday 3/1	Exact Path during intervention Read and Respond/C3 Due 1-1 Meetings with Dungey

UPCOMING

3/7	Career Day
3/12	Science Fair Projects Due
3/13	PTC – 4:30-7:00
3/15	Science Fair/Exhibition 2:30-4:30
3/15	Science Fair/Exhibition 2:30-4:30

**Countdown to the MSTEP
44 days**

Test Taking Tip of the Week

Eliminate any obvious wrong answers, those that are irrelevant, etc. If you’re only left with one option, that must be it!



This is our theme for the school year! Gladiators show excellence in all things we do! Excellence is a habit at New Paradigm Glazer Academy.

GOALS FOR THE 23-24 SCHOOL YEAR

PERFORMANCE

- 65% of students will meet/exceed their NWEA fall to spring growth targets in both reading and math.
- MSTEP/PSAT8 proficiency will increase in both ELA and Math by 20% for grades 3-8.
- The overall college readiness percentages will increase by a minimum of 10% on the Spring PSAT assessment.

ATTENDANCE

- Chronic absenteeism will decrease by 15% in comparison to the 2022-2023 school year.

INTERVENTION

- Students will have an average mastery of 80% or higher of skills during scheduled intervention time.

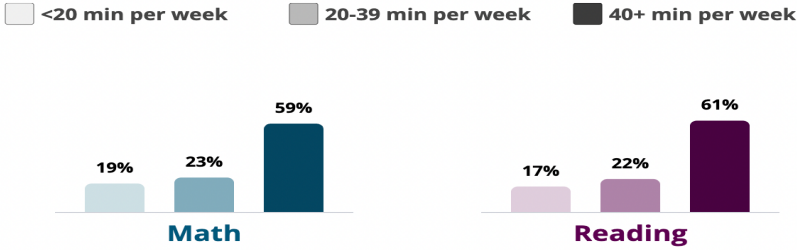
Retention

Retention letters were mailed home over break. Meetings will be scheduled for parents. If they have questions, please direct them to Principal Dungey

The School wide Getting Along Together Challenge: - This week our school-wide cooperative challenge is to use the feelings thermometer. The feelings thermometer helps you measure your feelings in order to have better control over your emotions. The top of the thermometer represents a little bit of happiness, but the bottom represents feeling great. Today, use the feelings thermometer to measure how you are feeling.

Are Students Meeting Usage Goals?

Time Period: 2/12/2024 - 2/15/2024



Read and Respond Week of 2/17

Cortez	73%
Reambonanza	66%
Baliscoa	76%
Hall	67%
Antonio	50%
Hand	75%
Johnson	75%
5 th	100%
6 th	100%
7 th	50%
8 th	100%

C3 - Week of 2/17

Cortez	73%
Reambonanza	67%
Baliscoa	73%
Hand	100%
Antonio	50%
5 th	65%
6 th	86%
7 th	89%
8 th	90%

Black History Fact



1965 - Malcolm X

Malcolm X, original name Malcolm Little, Muslim name el-Hajj Malik el-Shabazz (born May 19, 1925, Omaha, Nebraska, U.S.—died February 21, 1965, New York, New York), African American leader and prominent figure in the Nation of Islam who articulated concepts of race pride and black nationalism in the early 1960s. After his assassination, the widespread distribution of his life story—The Autobiography of Malcolm X (1965)—made him an ideological hero, especially among black youth.

FEB 21, 1965

Now that we have Go Guardian up and running we should be able to increase our percentages of students on their learning paths! See link below for support links Also, Ms. Baliscoa is our recent expert! She can help You with basic needs as she has it up and running in Her classroom effectively! The expectation is that all Teachers will be using go guardian daily and that we Will increase our usage goals to above 75% for all Grades this week!

Go Guardian Teacher Tips

Attendance Initiative for the Week!!

Our attendance goal this week is to for each day of Perfect that the class will earn a letter and the first class to spell WIN (What's Important Now) will earn a popcorn, juice and movie party! We need to improve our attendance and so will be introducing small initiatives each week to push attendance increases for each class!! Their will also be an attendance party on Monday, March 5th for all students who are not chronically absent from 2:00-3:00! Please push students coming to school daily and make calls and send text messages to show how important it is for our students to come daily!

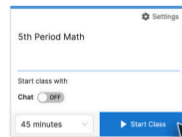
Getting Started

Welcome! You can use GoGuardian Teacher as an instructional tool to connect with your students, guide and support your students as they practice digital citizenship, and create efficiency in your instructional workflows. For detailed onboarding steps, check out the [GoGuardian Teacher How-to Guide](#). Let's get started!

- 1 Log in to GoGuardian Teacher at teacher.goguardian.com**
We recommend using the Log In with Google, Clever, or ClassLink buttons.
- 2 Create or import a classroom**
Use the chart below to decide how you would like to set up your classroom.

	Manually create a classroom in GoGuardian	Import from Google Classroom	Sync from Clever or ClassLink
Create a Classroom ↗	Use the Add Classroom button Add Classroom	Use the Import Google Classroom button Import Google Classroom	Accept your Clever or ClassLink classes from the Pending tab Pending 2
Enroll Students ↗	Use an enrollment code, email address, or CSV file upload	Your class roster will be imported from Google Classroom	Your class roster will sync to GoGuardian

- 3 Start a classroom session**
From a classroom tile, use the Start Class button.
[Learn more](#) [↗](#)

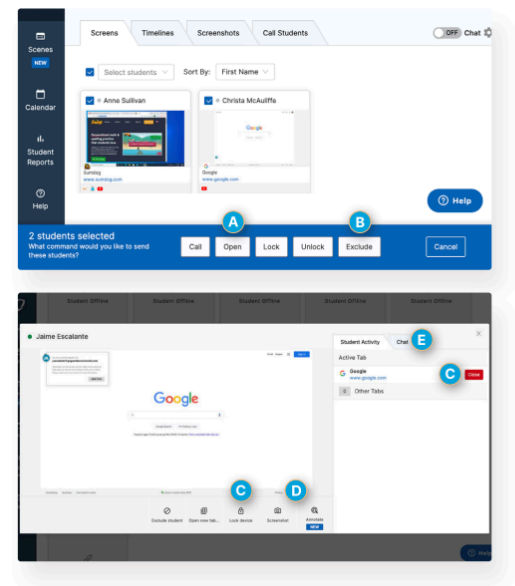


For additional training resources, visit the GoGuardian Teacher Help Center at help.goguardian.com, the self-paced training courses at GoGuardian University, or email support@goguardian.com.

4 Use Teacher Commands during class sessions

Teacher commands can be used to interact with your students during active classroom sessions.

- A. [Open a new tab](#) [↗](#) for selected students
- B. Exclude their [student tile](#) [↗](#) from the session
- C. [Lock student screen](#) [↗](#) or [close a tab](#) [↗](#)
- D. Take a [screenshot](#) [↗](#) or [annotate](#) [↗](#)
- E. [Chat with a student](#) [↗](#) or send an [announcement](#) [↗](#) to all





Participant Resource Document

Agenda	
Create a Class	Accept Pending Classes (Clever/Classlink) Sync Google Classroom Classes Manually Create a Class
Adding Students	Enroll Code Add individual students CSV Import
Adding Co-Teacher(s)	Add or remove Owners, Teachers, and Helpers from this classroom.
Scheduling Sessions	Schedule your classroom sessions to start automatically.
Teacher Commands for individual students, student groups, or an entire class	<ul style="list-style-type: none">• Exclude student• Open/Close Tabs• Lock device• Screenshot• Annotation• Chat/Announcements
Timelines and Reports	Timelines are a way to view multiple students active tabs during a specific time in a session. Student Reports contain detailed records of an individual student's browsing activity during classroom sessions.
Scenes	Allowed Websites List: students will only be able to access websites listed; everything else will be blocked. Blocked Websites List: students can browse any websites that your org allows except the ones you specifically list as blocked.
New & Advanced Features	Student Check-Ins - With Student Check-ins, teachers gain real time insight into how their students are feeling by issuing a Check-In during class sessions. Scene Sharing - By popular demand, GoGuardian Teacher now offers teachers the option to share their custom created Scenes with fellow teachers. Student Groups - Student grouping allows teachers to visually organize and easily push tabs to, initiate calls, or exclude groups of students during GoGuardian Teacher sessions Off-Task Alerts - Off-Task Alerts is a feature of GoGuardian Teacher which uses artificial intelligence to automatically detect when a student goes off-task and visually alert the teacher.