

November SCN Meeting Minutes 11/21/23 at 11:30 am

Welcome/Introductions-14 attendees

Paul Bobek (Overview of District Budget)

Lay Definitions

LAY DEFINITIONS

DILLON'S RULE
Only have the authority to do what's expressly stated or necessarily implied.

SPENDING AUTHORITY
Not actual money, but the legal authority to spend money measured in dollars.

UNSPENT BALANCE
Leftover spending authority at year end.

FUND BALANCE
Life to date net income, (actual money) like retained earnings.

- Unspent balance is what is left on June 30 from Spending authority

Overview of Funds

OVERVIEW OF FUNDS										
WEST DES MOINES COMMUNITY SCHOOL DISTRICT FUND SUMMARY										
TYPE	GOVERNMENTAL FUND					PROPERTY FUND			FIDUCIARY FUNDS	
	GENERAL FUND (Operating Authority)	IMMIGRANT FUND	PERM. EDUCATION (MCA FROM LEVY FEES)	STUDENT ACTIVITY FUND	CAPITAL PROJECTS FUND (SALES TAX)	DEBT SERVICE FUND	ENTERPRISE FUND	INTERNAL SERVICE FUND (Health & Dental)	TRUST & AGENCY FUNDS (Pensions)	
REVENUES	PROP. TAXES STATE & MISC INCOME	PROP. TAXES	PROP. TAXES (M&LIS)	ADMISSIONS ACTIVITY FEES STUDENT DUES FUNDRAISING CO-CURRIC. AND EXTRA-CURRICULAR ACTIVITIES	SALES TAX	PROP. TAXES	PROPERTY TAXES TRANSFERS (PPEL & Sales Tax)	FEDERAL STATE MEAL SALES TUITION	GENERAL FUND	DESIGNATED GIFTS
EXPENDITURES	SALARIES EMPLOYEE BENEFITS MISC SUPPLIES CAPITAL OUTLAY	DEBT LIABILITY INSURANCE UNEMPLOYMENT EARLY RETIRE BENEFITS	RECREATION PLACES & PLAYGROUNDS	SUPPORT CO-CURRIC. ACTIVITIES	CAPITAL PROJECTS COMMOD.	PURCHASE AND IMPROVEMENT OF GEORGES BUILDING CONSTRUCTION REPAIR REMODELING EQUIP. LEAS.	PAYMENT OF PRINCIPAL AND INTEREST	FOOD SERVICE BREAKFAST & LUNCH COMM. ED.	SELF INSURED HEALTH INSURANCE GOODS OR SERVICES PROVIDED FROM ONE DEPT TO ANOTHER	SPECIFIC PURPOSES AND PROJECTS
FY24 Ave. \$/IND. Total Expenditures	\$ 18,465,031	\$ 4,532,037	\$ 897,227	\$ 1,142,300	\$ 5,050,000	\$ 1,000,000	\$ 9,100,000	\$ 774,760	\$ 9,384,917	\$ 2,868,000
% of Total Expenditures	53.9%	13.0%	2.6%	3.3%	14.6%	2.9%	26.3%	4.3%	32%	8.0%

- Capital project fund sales tax funds building updates and additions, such as VSW.
- General fund pays for employees except food service. 80% is salary and benefits.

• Property Tax Rates

2023-24 DRAFT PROPERTY TAX DOLLARS			
	Actual 2022-23	Draft 2023-24	Dollar Change
General Fund			
Aid & Levy	\$ 37,631,357	37,401,242	\$ (230,115)
Dropout (Allowable Growth)	3,170,866	3,216,723	46,057
Cash Reserve - Special Ed Deficit	2,993,690	2,762,897	(230,793)
Cash Reserve - Cash Flow	5,195,380	-	(5,195,380)
Cash Reserve ELL	357,158	-	(357,158)
Cash Reserve ELL Deficit	1,999,071	1,352,423	(646,648)
Cash Reserve On Time Funding	-	-	-
Cash Reserve Open Enrollment Out	967,690	-	(967,690)
Cash Reserve-SBRC Environmental Hazards	-	-	-
Instructional Support (ISL)	5,410,489	5,499,010	88,521
Management Fund	2,996,076	10,369,262	7,373,216
PPEL Fund	9,449,400	9,430,438	(18,962)
PERL Fund	718,203	716,569	(1,634)
Debt Service Fund	-	-	-
Total Property Tax Dollars	\$ 70,889,170	\$ 70,748,594	\$ (140,576)
	\$ 5,326,020,023	5,307,917,766	\$ (12,102,257) -0.23%
	338,363,107	339,051,129	748,022 0.22%
	\$ 5,658,323,130	\$ 5,646,968,895	(11,354,235) -0.20%

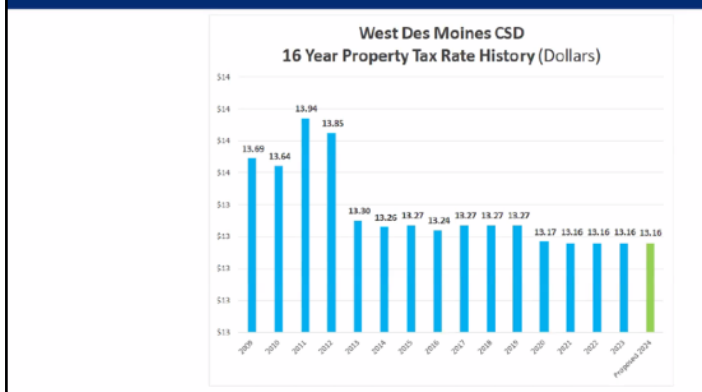
- Voted PPEL lasts for 10 yrs. We are at 3 yrs currently.
- PERL helps cover playground.

- Debt Service Fund covers any debt services and WDMCS does not have any. We have the lowest property tax in the Metro.

2023-24 DRAFT PROPERTY TAX DOLLARS (Cont.)

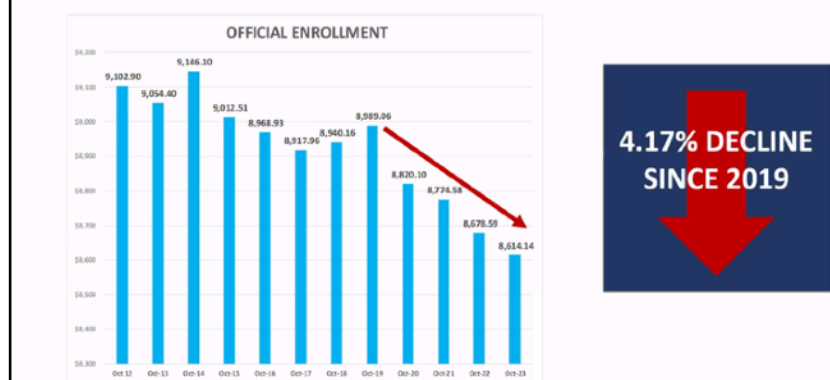
	Generates Spending Authority	Legally Discretionary	Relative Rate %	Actual 2022-23	Draft 2023-24	Rate Change
General Fund						
Aid & Levy	Yes	No	53.53%	\$ 7.07354	\$ 7.04630	\$ (0.02723)
At-Risk (Additional Allowable Growth)	Yes	Yes	4.61%	0.59599	0.60602	0.01004
Cash Reserve - Special Ed Deficit	No	Yes	3.96%	0.56272	0.52052	(0.04220)
Cash Reserve - Cash Flow	No	Yes	0.00%	0.97657	-	(0.97657)
Cash Reserve ELL	No	Yes	0.00%	0.06714	-	(0.06714)
Cash Reserve ELL Deficit	No	Yes	1.94%	0.37576	0.25479	(0.12097)
Cash Reserve On Time Funding	No	Yes	0.00%	-	-	-
Cash Reserve Open Enrollment Out	No	Yes	0.00%	0.18190	-	(0.18190)
Cash Reserve-SBRC Environmental Ha	No	Yes	0.00%	-	-	-
Instructional Support (ISL)	Yes	Yes	7.40%	0.95620	0.97380	0.01760
Management Fund	N/A	Yes	14.84%	0.56317	1.95355	1.39038
PPEL Fund	N/A	Yes	12.69%	1.67000	1.67000	-
PERL Fund	N/A	Yes	1.03%	0.13500	0.13500	-
Debt Service Fund	N/A	No	0.00%	-	-	-
Total Property Tax Rate			100.00%	\$ 13.15798	\$ 13.16000	\$ 0.00201

2023-24 HISTORICAL PROPERTY TAX RATE



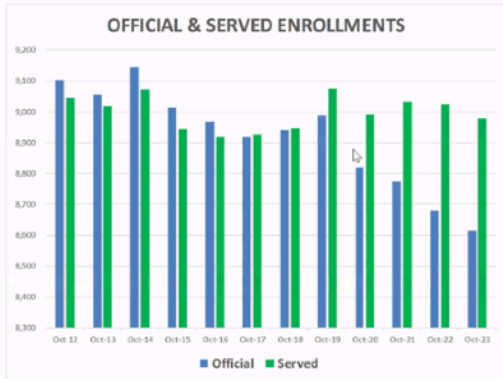
Student enrollment

OFFICIAL ENROLLMENT (12 YEAR HISTORY)



- Count every student on October 1. Whether attending WDMCS or open enrolled out. Registered students in our boundaries.
- Empty nesters are staying which is preventing new families moving into the District.
- This number is used to determine funding.

OFFICIAL & SERVED ENROLLMENT (12 YEAR HISTORY)



- Trend is continuing to have students in boundaries stay.

EDUCATION SAVINGS ACCOUNT (ESA)

ESA Funded report

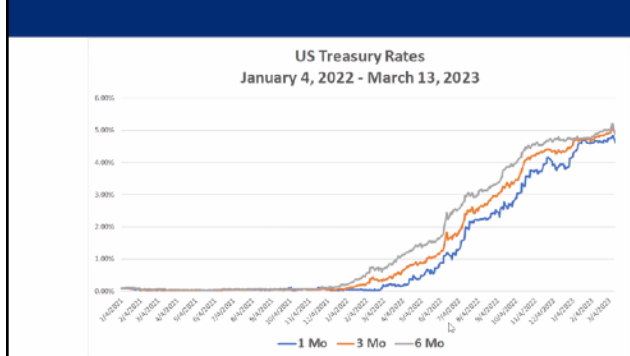
Attending Nonpublic	PKIEP	PK4	KG	1	2	3	4	5	6	7	8	9	10	11	12	Total
Ankeny Christian Academy Elementary (02618504)								1								1
St Anthony School (17378106)							1									1
St Augustin School (17378107)			9				1	1			1					12
Holy Family School (17378108)					1		1	1	1			1				5
St Theresa School (17378113)			6	1	2	1	4	1	1	4						20
Mt Olive Lutheran School (17378221)			6	3	4	3	4	1	1	2						24
Bergman Academy (17378505)			1													1
Grand View Christian Middle School (17378507)									1							1
Grand View Christian Elementary School (58058109)						1	1									3
St Plus X Catholic School (65798112)			3	1	2	1	2	3		3	1					16
Des Moines Christian Elementary School (65798502)			8	4	1	1	1									15
Des Moines Christian Secondary School (65798503)									7	2	5	5	2	7	9	31
St Francis of Assisi School (68228101)			15				1		1		2					19
Dowling Catholic High School (69578103)												17	17	9	9	52
Sacred Heart School (69578104)			33	7	3	4	5	9	10	9	5					85
			81	16	14	14	18	17	22	20	15	22	19	16	12	286

51 STUDENTS ENROLLED IN WDMCSD FOR THE 2022-23 SCHOOL YEAR

- ESA = vouchers
- 286 students went to ESA. 81 are kindergarteners.

General Fund (unspent balance and fund balance)

U.S. TREASURY RATES

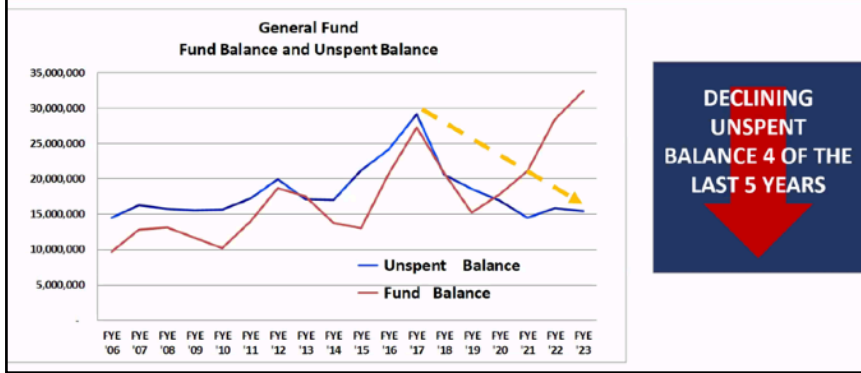


TOTAL INTEREST INCOME EARNING (PAST 6 YEARS)

YEAR	GENERAL FUND	STUDENT ACTIVITY FUND	MANAGEMENT LEVY FUND	PERL FUND	SALES TAX FUND	PPLE FUND	ENTERPRISE FUND	TOTALS
FYE '18	681,461.56	15,549.22	155,590.01	6,549.87	431,327.19	109,636.22	41,763.50	\$ 1,441,877.57
FYE '19	888,692.16	21,637.82	275,077.39	11,323.20	229,481.72	139,960.93	58,686.95	\$ 1,624,860.17
FYE '20	562,403.10	15,029.35	235,457.28	8,857.29	107,441.67	93,367.03	45,365.77	\$ 1,067,961.49
FYE '21	103,817.61	2,483.91	37,857.62	1,519.28	105,835.65	15,546.93	5,858.65	\$ 272,919.65
FYE '22	173,621.91	4,511.25	42,621.96	2,732.32	160,420.34	13,603.72	20,346.42	\$ 417,857.92
FYE '23	1,561,925	39,156	518,171	29,576	431,795	186,955	295,652	\$ 3,464,630
TOTALS	\$ 4,371,921.34	\$ 98,367.55	\$ 1,265,815.26	\$ 60,957.96	\$ 1,466,301.57	\$ 559,069.83	\$ 172,021.29	\$ 4,825,476.80
FYE '23 > FYE '22	\$ 1,788,303	\$ 34,645	\$ 476,549	\$ 27,244	\$ 271,375	\$ 173,351	\$ 275,306	\$ 3,046,772

- 2022 interest rates have gone up.

FYE 2023 CAR REVIEW



DECLINING
UNSPENT
BALANCE 4 OF THE
LAST 5 YEARS

- General fund also pays to keep lights on, books, etc.
- Spending authority and fund balance move independently and do not affect each other. We had more money than we were legally allowed to spend.

Next steps

NEXT STEPS

- 4 Consecutive Years of Declining Official Enrollment
 - 375, 4.17%, Students since October 2019
 - 489, 5.37%, Students since October 2012
- Students Served Declined 96, 1%, Since October 2019
- 51 Students Enrolled in WDMCS in 2022-23 Enrolled in Accredited Non-Public Schools Under Educational Savings Accounts in 2023-24
- Unspent Balance Declining 4 of the Last 5 Years
- FYE '23 Interest Income Increase, \$1.8 M, Helped Mitigate Recurring Trends
- Given the Above, Our Spending Levels Cannot Continue Without Being Adjusted

- Will need to reduce budget for the 24-25 school year. The unspent balance has been declining the last 5 years.

Q&A

- Neighboring districts have debt to fund building new buildings. Historically WDMCS school board has not favored going to the community to fund new brick and mortar.
- Next year's budget will be a new process. The county auditor will be mailing every resident about proposed property tax rates in February. By April 31, the school board needs to vote on the new budget.
- Is there a level of unspent budget the board wants to target? The board established minimum thresholds for unspent. No less than 8%, basically one month of expenditures. The max is 25%. Majority of general fund is state aid which is received over 10 months. The 8% is to help with 2 summer months that cash flow is minimal.
- Target budget cut is roughly \$1 million.
- If more interested, attend the December 11 board workshop.
- District has not been explicit in lobbying over different educational topics because most are not black and white. Every August the school board agrees on what legislative topics to focus on. If parents have time, make a phone call or email legislators.

Fundraisers at Schools

- VSH- uses Give Lively, an online platform for families to make monetary donations.
- IH/SW- uses Boost My School, an online platform. IH does a nice job letting families know how much participating in different activities cost. Administrators push the information out.
- Clive- Have had success asking for specific needs. Asking parents to sponsor a teacher meal by donating \$15. Smaller asks and specific needs has been the most successful. In the past have used Boosterthon for a fun run and the company takes half of the donations.
- Crestview- Not doing a large fundraiser this year. Focusing on a few small ones. EAT out night at Panera in Oct. raised a little bit that helped fund fall conference meals, parents also donated food and cash via sign up genius for those. Plan to do possibly a penny war and a couple more eat out nights.
- Fairmeadows- used Give Butter. Just shows total amount rather than see teams compete. Will be doing a SlimeFest. Having a competition helps raise more money.
- Crossroads- used Get movin fund hub (online platform) for fun run. Also takes in-person donations. Had classrooms reach a set goal.

VSW will have a construction open house as well as the other buildings that have had a significant amount of construction. Future constructions will have a pre-construction open house.

Jan. 16 is the next meeting and will be virtual. In-person for the rest of the year.

Adjourn at 12:48 pm