



Positive Behavioral Interventions & Supports

Glenwood Primary School

PBIS

- Positive Behavioral Interventions & Support is a program supported by Floyd County Schools to promote and maximize academic achievement and behavioral competence. It is a school-wide strategy for helping all students achieve important social and learning goals. We know that when good behavior and good teaching come together, our students will excel in their learning. Glenwood Primary is proud to be a part of this exciting initiative.

PBIS Big Ideas

PBIS is not a curriculum - it is a *framework* to identify needs, develop strategies, and evaluate practice toward success

Positive Behavior Interventions and Supports is a process for *teaching* children appropriate behavior and providing the supports necessary to sustain that behavior.



What is Different about PBIS?

- ✓ **PBIS is used school wide**
- ✓ **Organized system of disciplinary actions**
- ✓ **Clear school wide expectations with incentives and consequences**
- ✓ **Actual teaching of Positive Behavior Expectations**
- ✓ **Behavioral recognition system for kids doing the right thing**



Established Rules and Routines

- As part of the PBIS program, we have established clear expectations and routines for the behavior we expect in all areas of our school. We explicitly teach these expectations to the students and reward them frequently with positive rewards and incentives for their great behavior.



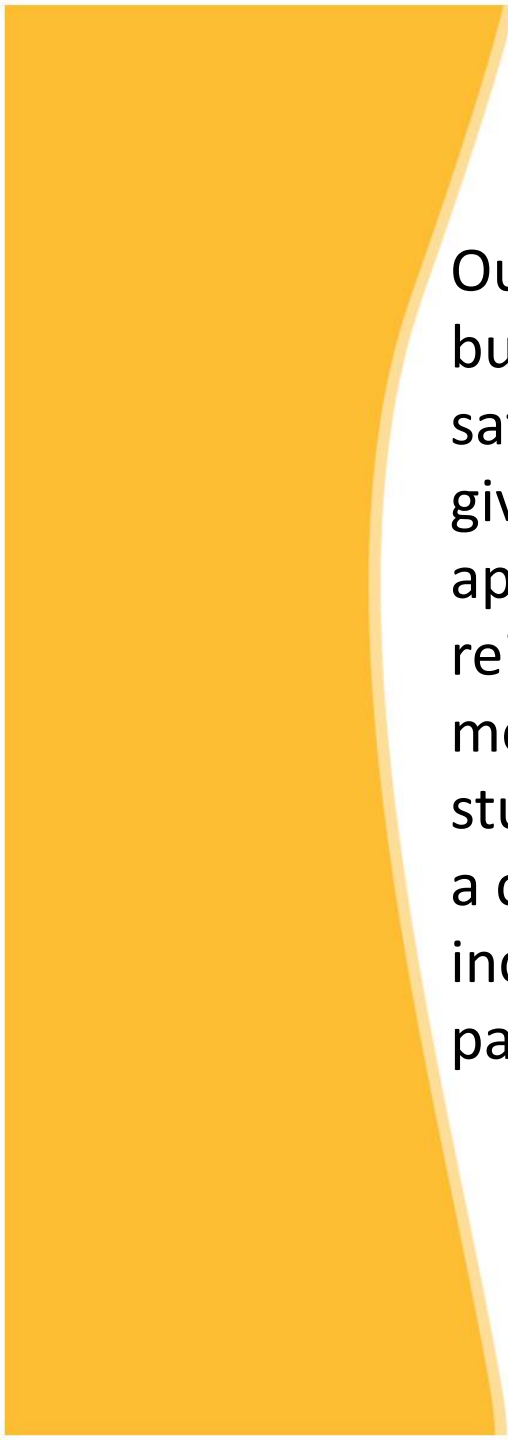
Expectations

- The expectations for student behavior are clear throughout our building, playground areas, cafeteria, gym, and classrooms. Students have a clear understanding of the expectations, the purpose for establishing these expectations and the consequences for not adhering to these expectations.



Expectations


















- Presented at beginning of year
- Posted throughout school
- Taught and reinforced in class and guidance lessons
- Uniform language



Our CARE expectations specifically address bullying behaviors (respect others), provide for a safer school environment (act responsibly) and give more time for instruction (come ready). We apply consistent consequences and positive reinforcement for all students. By teaching and modeling expected behaviors and teaching students in a positive way, we are able to provide a common language for everyone in our building, including students, teachers, office staff and our paraprofessionals.

Classroom Expectations

Glenwood Primary School Classroom Rubric

	Entering & Leaving Classroom	Appropriate Classroom Behavior	Independent Work Time	Asking for Help	Turning in Work
EXPECTATIONS					
Come Ready	<ul style="list-style-type: none"> Have everything you need with you 	<ul style="list-style-type: none"> Have eyes and ears ready to learn 	<ul style="list-style-type: none"> Get to work quickly after listening to instructions 	<ul style="list-style-type: none"> Try to do it by yourself first 	<ul style="list-style-type: none"> Make sure your name is on your paper 
Act Responsibly	<ul style="list-style-type: none"> Line up when you are told  <ul style="list-style-type: none"> Get to your table quickly 	<ul style="list-style-type: none"> Follow instructions from the teacher 	<ul style="list-style-type: none"> Do your work carefully 	<ul style="list-style-type: none"> If you don't understand ask for help 	<ul style="list-style-type: none"> Put your work in the right place 
Respect Others	<ul style="list-style-type: none"> Keep hands and feet to self 	<ul style="list-style-type: none"> Hands and feet to self  <ul style="list-style-type: none"> Listen while others are talking 	<ul style="list-style-type: none"> Work quietly without disturbing others 	<ul style="list-style-type: none"> Raise your hand and wait for the teacher to help you 	<ul style="list-style-type: none"> Take turns when turning in work 
Everyday					



What Does PBIS Look Like at Glenwood Primary?

C.A.R.E. means that you....

Come ready
Act responsibly
Respect others
EVERYDAY





Individual Reward Tower

100	King or queen for the day for second grade* Prince or princess for the day for K and 1 st * End of School Dance *
90	Lunch with Mrs. Shepherd *
80	Show and Tell on the Morning Show *
70	Name in lights and decorate the board *
60	Party with principal (monthly at 2:00) *
50	Be a school helper (Mr. Gary, another teacher, etc.)
40	Sit with a friend at lunch Book Nook
30	Visit another class to read or share a book
1 - 20	Classroom reward

1 - 20 Range

- 1 - Treat Basket
- 10 - Treat Box
- Coupon Book - Prices vary ☺





Class Reward Tower

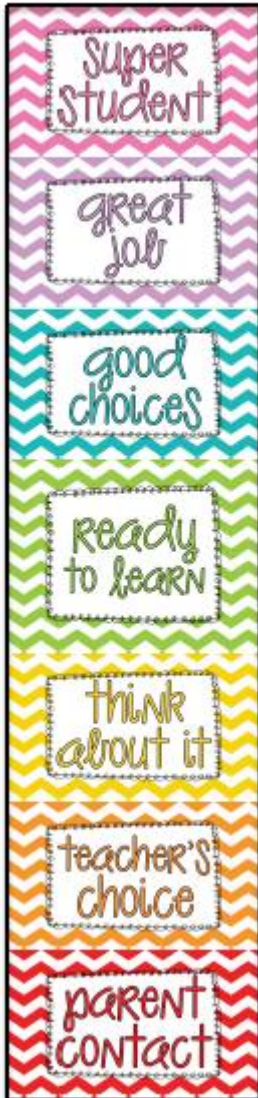
100	King or queen for the day for second grade* Prince or princess for the day for K and 1 st * End of School Dance *
90	Lunch with Mrs. Shepherd *
80	Show and Tell on the Morning Show *
70	Name in lights and decorate the board *
60	Party with principal (monthly at 2:00) *
50	Be a school helper (Mr. Gary, another teacher, etc.)
40	Sit with a friend at lunch Book Nook
30	Visit another class to read or share a book
1 - 20	Classroom reward

1 - 20 Range

- 1 - Treat Basket
- 10 - Treat Box
- Coupon Book - Prices vary ☺



Behavior Chart



Classrooms use a clip chart to monitor behavior. A clip chart is a great tool to reward positive behavior, while discouraging negative behavior. Each student has a clip and they begin each day on “Ready to Learn”. Clips are moved up and down throughout the day based on behavior. At the end of the day, students earn CARE cash based on the level they end the day with.

How Can You Help at Home?

- Review your child's agenda
- Reinforce expectations and relate them to home environment
- Reward your child with positive praise



We believe that by helping students practice good behavior, we will build a school community where all students have an environment where they can succeed and grow.

