

Annual Student Update Parent Instructions

Go to cfisd.net. You will see the following tabs on the top of the screen.



Go to toolbar at top, click on: Home Access Center



It will bring you to this page:

HOME ACCESS CENTER (HAC)

LOGINS:



PARENT PORTAL LOGIN



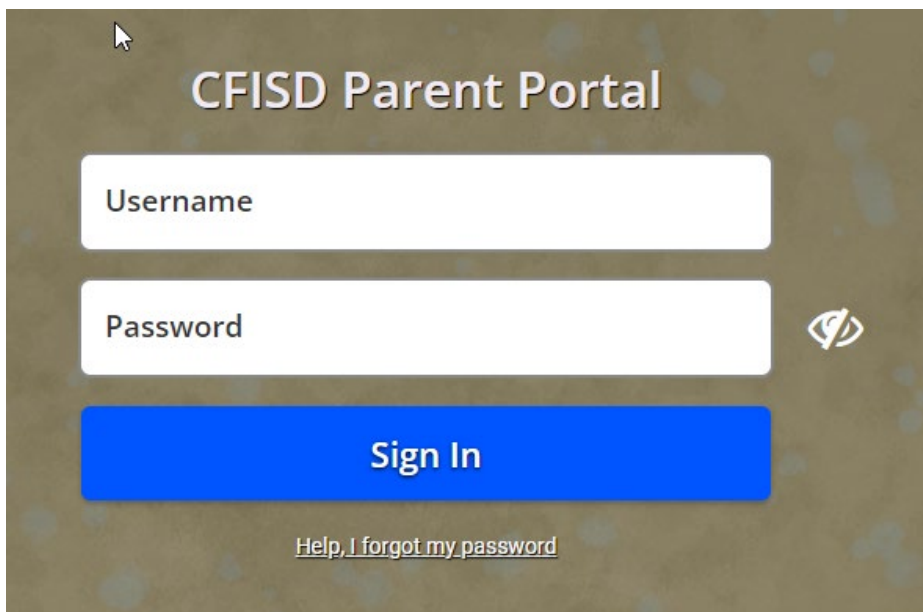
STUDENT & STAFF
PORTAL LOGIN

Click on: Parent Portal Login




PARENT PORTAL LOGIN

It will bring you to this page: Type in your Username and Password



Click on Home Access Center



Once you have logged in, it will bring you to your student's home page.



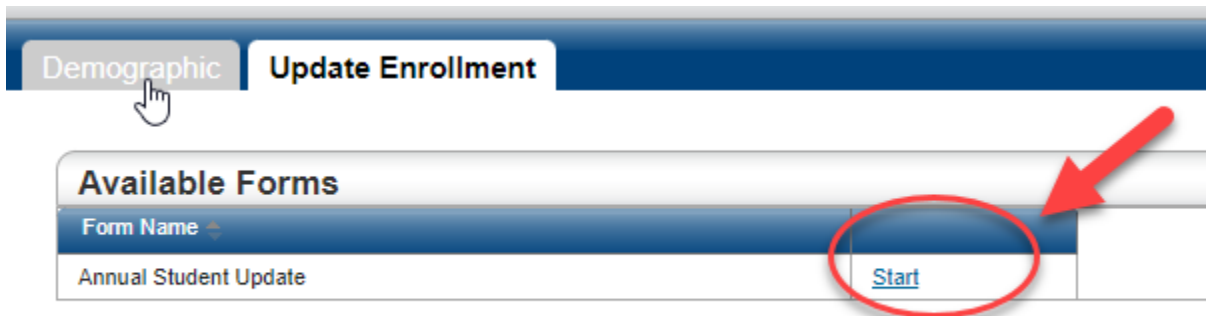
Click on: Registration Tab



Click on: Update Enrollment



Click on: Annual Student Update – Start



It will automatically take you to start the forms.

Once you have answered or updated all information, click submit.