



FOR PARENTS &

CAREGIVERS





## HELLO PARENTS & CAREGIVERS!

THANKS FOR COMING ON THIS TEACHING/LEARNING JOURNEY WITH US! HERE ARE A FEW ACTIVITIES TO HELP SUPPLEMENT YOU. USE AS YOU WISH, THESE ARE TOTALLY OPTIONAL.

WE APPRECIATE YOU!

## VIDEOS

### **Writing with Your Children at Home**

In this video, Heather shares some of the ways she creates authentic opportunities for writing with her seven year old daughter. From lists and weekend schedules to apology letters and love notes, this video will provide you with a wealth of ideas for “taking the mundane and making it marvelous!”

- [How you can Support Your Child’s Writing Development at Home \(Grades K-2\)](#)

### **Writing Homework: The Writer’s Notebooks**

Lisa shares ways to help writers in grades three and up work on their writing at home. She starts by explaining to us all, “What is a writer’s notebook?” She then gives lots of suggestions for utilizing the notebook at home.

### **Finding Real Purposes for Writing at Home: List Making**

In this video, Amanda works with Alex to co-create a shopping list for a birthday party. You’ll get ideas for ways to find real and authentic purposes for writing at home, such as making a shopping list together, writing a letter to grandparent, or creating a sign for the door.

### **Ways to Support Your Child’s Spelling Development**

In this video, Cindy shares ways to support your child’s spelling development. She helps clarify the approximations you see your child making as they learn how to spell words. Cindy shows you how to help your child access spelling strategies to help them spell on their own, even if it is an approximated spelling.

<https://docs.google.com/document/d/1OMDNNpl4YpbidDau3SgUnY4PltkjOLWqWh3m0V5lMUk/edit?usp=sharing>

## VIDEOS

### [Playing with Letters and Sounds](#)

Learn some best practices around phonics acquisition with this video. Natalie gives ways that you can get letters into students hands in playful ways. Natalie gives practical tips to get even the youngest children reading and writing playfully in ways that will support their letter-sound knowledge.

### **Help Your Child Spell at Home with Inventive Spelling**

[One Word \(candle\)](#)

[Two Words \(birthday cake\)](#)

[Spelling Video for Parents \(K-2\)](#)

When your child is beginning to learn how to write, they will go through some predictable stages in spelling. Many parents ask, “Should I correct my child’s spelling? Should I tell them how to spell?” In this video, Amanda practices with Alex, stretching out the sounds, slowing the word down, to hear more sounds. When you are helping your child with spelling, you can do the same. This will give them more confidence for when they are writing in class throughout the day.














### [Making Spelling Fun with Games](#)

In this video, Natalie harkens back to games we all know and love, Boggle, Bananagrams, Scrabble, reminding us that playing those games with our children will help them think about and experiment with words, a cornerstone of spelling development. Natalie reminds us that we can connect with our students around spelling and words in meaningful ways.

<https://docs.google.com/document/d/1OMDNNpl4YpbidDau3SgUnY4P|tkjOLWqWh3m0V5IMUk/edit?usp=sharing>

# In the Car Activities


Please take advantage of the time you spend with your little ones in the car!

-  Generate rhyming words
-  Read street signs & billboards
-  A-Z: Find signs for each letter in *alphabetic order!*
-  Vowel Search in spoken & printed words
-  Count the syllables in spoken & printed words
-  Find shapes on billboards (2D & 3D)
-  Name the different types of clouds in the sky
-  Count the change in your mom's purse or dad's pocket
-  Mental Math: add & subtract up to three numbers in your head
-  Think of a number: what's 1 more than the number? One less? Ten more? Ten less?
-  Make up addition & subtraction story problems
-  Count backwards from 20, 7, 13, etc.
-  List the four problems of different fact families

© lucky to be in first

MAYBE INSTEAD OF ~~IN THE~~  
~~CAR~~ YOU CAN DO AROUND  
THE  
HOUSE/NEIGHBORHOOD...

# SNAP WORDS (KINDERGARTEN, 1ST GRADE).



THESE ARE WORDS THAT WE'RE  
WORKING ON BEING ABLE TO *READ*  
*AND WRITE.*



# READING @ HOME IDEAS

- READ BEDTIME STORIES...

(YOU READ TO YOUR CHILD AND YOUR CHILD READS TO YOU.)

- HAVE YOUR CHILD READ THE GROCERY LIST TO YOU AS YOU SHOP.

- WRITE DOWN A RECIPE FOR YOUR CHILD'S FAVORITE FOOD. THEN, READ IT TOGETHER AS YOU MAKE IT.

- PLAY A BOARD GAME...(HAVE YOUR CHILD READ ALL THE PLAYING CARDS TO YOU.)



- ONCE IS NOT ENOUGH. ENCOURAGE YOUR CHILD TO RE-READ FAVORITE STORIES. THIS HELPS TO BUILD FLUENCY, SPEED AND ACCURACY.

- DIG DEEPER! ASK YOUR CHILD QUESTIONS ABOUT WHAT THEY JUST READ. WHY DO THEY THINK SOMETHING HAPPENED? WHAT ELSE MIGHT HAVE HAPPENED?

- ENCOURAGE YOUR BEGINNING READER TO FOLLOW ALONG WITH HIS/HER FINGER ON THE WORDS WHILE READING AND TO SOUND OUT UNFAMILIAR WORDS.

- BE PATIENT, CORRECT GENTLY AND PRAISE WITH ENTHUSIASM.

# WRITING

## What Can I Write About?

Friends 	Family 	School 	Special Place 	Books 
Bugs 	Animals 	Food 	Holidays 	Toys 
Favorite Things 	Birthdays 	Pets 	My Teacher 	Vacations 
Boo-Boos 	Recess 	Cars 	When I Grow Up 	Me 



# WHAT TO WRITE... SPENDING TIME WRITING DOESN'T ALWAYS HAVE TO MEAN WRITING A STORY. HERE ARE SOME OTHER WAYS YOU CAN WRITE.

- LABEL THINGS AROUND THE HOUSE, SIMILAR TO HOW TEACHERS LABEL THINGS AROUND THE CLASSROOM (OR JUST LIST THEM)
- FULL NAME (FIRST AND LAST)
- NAMES OF FAMILY MEMBERS
- NAMES OF FRIENDS
- NAMES OF THE KIDS IN YOUR CLASS
- PHONE NUMBER
- ADDRESS
- GROCERY LIST
- MAKE A MAP OF YOUR HOUSE AND LABEL THE ROOMS
- LOOK OUTSIDE AND WRITE ALL THE THINGS YOU SEE
- WRITE AS MANY RHYMING WORDS AS YOU CAN (CAN BE REAL WORDS OR NONSENSE WORDS)

- MAKE A SIGN
- WRITE A THANK YOU CARD
- WRITE A LETTER TO
  - TEACHER/PRINCIPAL
  - FRIEND
  - PARENT
  - FAMILY MEMBER
  - CELEBRITY/ATHLETE
- WRITE AS MANY SNAP WORDS AS YOU CAN
  - RAINBOW WRITE → USE A DIFFERENT COLOR FOR EACH LETTER
  - SIDEWALK CHALK
  - WHITE CRAYON ON DARK PAPER
  - PAINT

- WRITE ABOUT THINGS YOU LOVE
- LIST THINGS YOU'RE THANKFUL FOR
- MAKE A LIST OF COLOR WORDS
- MAKE A LIST OF YOUR FAVORITES
  - FOOD
  - THINGS TO DO
  - CHARACTERS
  - PLACES
  - BOOKS
  - ANIMALS
  - GAMES
  - HOLIDAYS
  - TV SHOWS/MOVIES



## REMEMBER TO CELEBRATE!

IS THERE SOMEONE YOUR CHILD CAN SHARE THEIR WRITING WITH?

CAN THEY FACETIME A FAMILY MEMBER OR FRIEND?

CAN THEIR WRITING BE DISPLAYED IN A SPECIAL WAY?

