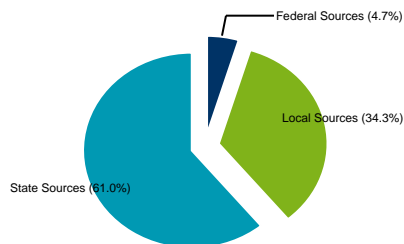


Consolidated Financial Statement
Sources and Uses of Funds - General Fund
Minnesota Department of Education
Two Year Period Ending June 30, 2023

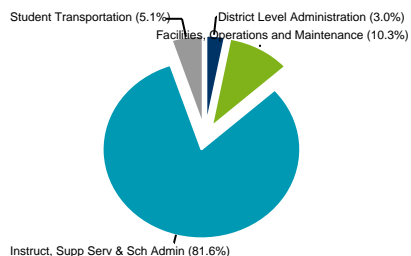
MONTICELLO PUBLIC SCHOOL DISTRICT #0882-01

	Actual 21-22	% of Total 21-22	Actual 22-23	% of Total 22-23
Sources of Funds:				
Local Sources:				
Property Taxes	\$8,693,492	13.8%	\$8,510,585	13.5%
All Other Local	<u>\$12,086,838</u>	19.2%	<u>\$13,081,495</u>	20.8%
Total Local Sources	\$20,780,330	33.0%	\$21,592,079	34.3%
State Sources:				
General Education Aid	\$33,403,621	53.0%	\$33,843,371	53.8%
Special Education Aid	\$3,796,018	6.0%	\$3,839,483	6.1%
All Other State Aid	<u>\$571,917</u>	.9%	<u>\$696,102</u>	1.1%
Total State Sources	\$37,771,556	59.9%	\$38,378,956	61.0%
Federal Sources:				
Federal Sources	\$4,465,198	7.1%	\$2,961,202	4.7%
Total Sources of Funds:				
	<u>\$63,017,084</u>	100.0%	<u>\$62,932,238</u>	100.0%
Uses of Funds:				
Instruction:				
Salaries	\$29,095,894	46.3%	\$28,880,570	45.6%
Benefits and Payroll Taxes	\$13,039,121	20.8%	\$13,200,410	20.8%
All Other	<u>\$2,793,170</u>	4.4%	<u>\$2,616,862</u>	4.1%
Total Instruction	\$44,928,184	71.5%	\$44,697,843	70.6%
Instructional and Pupil Support Services:				
Salaries	\$2,368,349	3.8%	\$2,806,438	4.4%
Benefits and Payroll Taxes	\$1,145,162	1.8%	\$1,330,867	2.1%
All Other	<u>\$1,565,319</u>	2.5%	<u>\$1,248,263</u>	2.0%
Total Instructional and Pupil Support Services	\$5,078,829	8.1%	\$5,385,568	8.5%
School Level Administration:				
Salaries	\$1,193,957	1.9%	\$1,198,388	1.9%
Benefits and Payroll Taxes	\$322,914	.5%	\$348,604	.6%
All Other	<u>\$9,698</u>	.0%	<u>\$13,280</u>	.0%
Total School Level Administration	\$1,526,569	2.4%	\$1,560,272	2.5%
Facilities, Operations and Maintenance:				
Salaries	\$1,757,118	2.8%	\$1,735,585	2.7%
Benefits and Payroll Taxes	\$822,574	1.3%	\$805,528	1.3%
All Other	<u>\$4,182,916</u>	6.7%	<u>\$3,994,592</u>	6.3%
Total Facilities, Operations and Maintenance	\$6,762,608	10.8%	\$6,535,704	10.3%
Subtotal School Level Education Services:				
	\$58,296,190	92.8%	\$58,179,387	91.9%
Student Transportation:				
Salaries	\$82,839	.1%	\$86,357	.1%
Benefits and Payroll Taxes	\$101	.0%	\$90	.0%
All Other	<u>\$2,736,266</u>	4.4%	<u>\$3,152,384</u>	5.0%
Total Student Transportation	\$2,819,206	4.5%	\$3,238,831	5.1%
District Level Administration:				
Salaries	\$1,031,568	1.6%	\$1,132,819	1.8%
Benefits and Payroll Taxes	\$393,648	.6%	\$491,793	.8%
All Other	<u>\$287,848</u>	.5%	<u>\$279,604</u>	.4%
Total District Level Administration	\$1,713,064	2.7%	\$1,904,216	3.0%

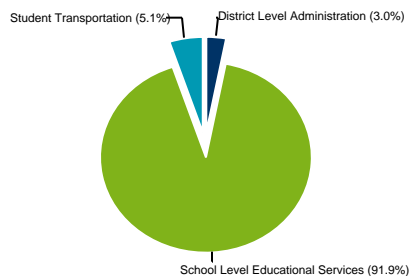
Sources of General Funds



Uses of General Funds by Function/Activity



Uses of General Funds - School Level vs District Level



Uses of General Funds - Employee Compensation vs All Other



Consolidated Financial Statement
Sources and Uses of Funds - General Fund
Minnesota Department of Education
Two Year Period Ending June 30, 2023

MONTICELLO PUBLIC SCHOOL DISTRICT #0882-01

Actual	% of Total	Actual	% of Total
21-22	21-22	22-23	22-23

Total Uses of Funds:

	<u>\$62,828,460</u>	100.0%	<u>\$63,322,434</u>	100.0%
--	---------------------	--------	---------------------	--------

Additional:

Sources Over (Under) Uses	\$188,623		-\$390,196	
Other Financing Sources(Uses)	\$26,867		\$2,328	
Other Adjustments	\$0		\$0	
Net Transfers In (Out)	<u>\$0</u>		<u>\$0</u>	
Net Changes in Funds	\$215,490		-\$387,868	

Total Fund Balance:

Beginning of Year	<u>\$7,593,782</u>		<u>\$7,809,272</u>	
End of Year	\$7,809,272		\$7,421,404	

Excludes Source 397 - TRA & PERA Special Funding Situations Pension Revenue

Excludes Object 891 - TRA & PERA Special Funding Situations Pension Expense

Consolidated Financial Statement
Sources and Uses of Funds - General Fund
Minnesota Department of Education
Two Year Period Ending June 30, 2023

MONTICELLO PUBLIC SCHOOL DISTRICT #0882-01

Sources and Uses of Funds

	Actual 21-22	Actual 22-23
General Fund		
Total Sources	\$63,017,084	\$62,932,238
Total Uses	\$62,828,460	\$63,322,434
Other Financing Sources (Uses) & Net Transfers	<u>\$26,867</u>	<u>\$2,328</u>
Net Change in Funds	<u>\$215,490</u>	<u>-\$387,868</u>
Ending Fund Balance (See Note 1)	\$7,809,272	\$7,421,404

Other Funds

Food Service		
Total Sources	\$3,523,114	\$2,925,147
Total Uses	\$2,788,321	\$3,132,218
Other Financing Sources (Uses) & Net Transfers	<u>\$400</u>	<u>\$1,853</u>
Net Change in Funds	<u>\$735,194</u>	<u>-\$205,218</u>
Ending Fund Balance (See Note 1)	\$1,112,380	\$907,161

Community Service

Total Sources	\$5,177,915	\$4,783,787
Total Uses	\$4,945,125	\$5,048,651
Other Financing Sources (Uses) & Net Transfers	<u>\$0</u>	<u>\$0</u>
Net Change in Funds	<u>\$232,790</u>	<u>-\$264,864</u>
Ending Fund Balance (See Note 1)	\$709,122	\$444,258

Building Construction

Total Sources	\$0	\$0
Total Uses	\$0	\$0
Other Financing Sources (Uses) & Net Transfers	<u>\$0</u>	<u>\$0</u>
Net Change in Funds	<u>\$0</u>	<u>\$0</u>
Ending Fund Balance (See Note 1)	\$0	\$0

Debt Service

Total Sources	\$3,677,424	\$3,723,652
Total Uses	\$3,638,175	\$3,653,325
Other Financing Sources (Uses) & Net Transfers	<u>\$0</u>	<u>\$0</u>
Net Change in Funds	<u>\$39,249</u>	<u>\$70,327</u>
Ending Fund Balance (See Note 1)	\$1,723,919	\$1,794,246

Post-Employment Benefits Debt Service Fund

Total Sources	\$0	\$0
Total Uses	\$0	\$0
Other Financing Sources (Uses) & Net Transfers	<u>\$0</u>	<u>\$0</u>

Notes: 1. Amount Includes Reserved Fund Balances

Key Statistics

	Actual 21-22	Actual 22-23
Number of Students (ADM-Average Daily Membership)	4,238	4,182
Per Student Sources of Funds - General Fund	\$14,870	\$15,047
Per Student Uses of Funds - General Fund		
Instruction and Support Services	\$11,800	\$11,975
School Level Administration	\$360	\$373
Facilities, Operations and Maintenance	\$1,596	\$1,563
Student Transportation	\$665	\$774
District Level Administration	<u>\$404</u>	<u>\$455</u>
Total Per Student Use of Funds - General Fund	\$14,826	\$15,141
ADM Served per Licensed Instructional Staff	16.91	17.21

Consolidated Financial Statement
Sources and Uses of Funds - General Fund
Minnesota Department of Education
Two Year Period Ending June 30, 2023

MONTICELLO PUBLIC SCHOOL DISTRICT #0882-01

Sources and Uses of Funds

	<u>Actual</u>	<u>Actual</u>
	<u>21-22</u>	<u>22-23</u>
Net Change in Funds	<u>\$0</u>	<u>\$0</u>
Ending Fund Balance (See Note 1)	\$0	\$0

Total

Total Sources	\$75,395,537	\$74,364,824
Total Uses	\$74,200,081	\$75,156,628
Other Financing Sources/Uses & Net Transfers	<u>\$27,267</u>	<u>\$4,181</u>
Net Change in Funds	<u>\$1,222,723</u>	<u>-\$787,623</u>
Ending Fund Balance (See Note 1)	\$11,354,693	\$10,567,070

Notes: 1. Amount Includes Reserved Fund Balances

Excludes Source 397 - TRA & PERA Special Funding Situations Pension Revenue

Excludes Object 891 - TRA & PERA Special Funding Situations Pension Expense