



FAMILY LETTERS

4

Family Letters keep the home-school connection strong by involving parents in their student's learning. Parents can easily stay up-to-date on their child's education, giving them the ability to understand concepts in a whole new way and better assist their child with practice and review for assessments.

Chapter 1 Place Value Concepts (continued)

Learning Target	Success Criteria
Understand place value.	<ul style="list-style-type: none"> I can state the value of a digit in a number. I can use place value to compare numbers. I can order numbers on a number line. I can describe how place value positions are related.
Identify the value of	<ul style="list-style-type: none"> I can identify the first six place value names.

1.1 Understand Place Value
1.2 Place Value Patterns
1.3 Read and Write Multi-Digit Numbers
1.4 Compare Multi-Digit Numbers Using Place Value
1.5 Compare Multi-Digit Numbers Using a Number Line
1.6 Round Numbers

Name _____

Chapter 1 Place Value Concepts

Dear Family,

In this chapter, your student is learning place value concepts. The lessons address how to identify the values of the digits in multi-digit numbers, read and write multi-digit numbers in different forms, and use place value and a number line to compare multi-digit numbers. The vocabulary words associated with this chapter are period, thousands period, and place value chart.

- Your student can practice place value concepts by playing a number line game on two sets of index cards, with one digit on each card.
- Have your student select four index cards and arrange them to create a four-digit number. Then, have your student identify the value of each place value. Ask, "Which is the hundreds digit?" Repeat using the cards to create five- and six-digit numbers.
 - Give your student one set of the number cards and let them create a four-digit number and have you create a four-digit number. Each of you selects cards to create a four-digit number, and you both write it in word form, and expanded form. Repeat with five- and six-digit numbers.
 - Select cards to create a four-digit number and have your student create a four-digit number. Take turns identifying the greater number. Repeat with five- and six-digit numbers to the nearest ten, hundred, thousand, hundred thousand.
 - State a rounded number, such as 500,000. Have your student create two numbers that round to this number. Ask, "What is one number that rounds to the nearest hundred thousand? What number rounds to 500,000?" Repeat using various place values.

By the end of this chapter, your student should be able to identify the value of a digit in a number, compare and order multi-digit numbers, and round multi-digit numbers. Encourage your student to use the success criteria on the next page. Encourage your student to use the success criteria on the next page.

Have a great time practicing place value!

Copyright © Big Ideas Learning, LLC
All rights reserved.

106 Florida Grade 4
Resources by Chapter

Chapter 3 Multiply by Two-Digit Numbers (continued)

Learning Target	Success Criteria
Understand multiplying by two-digit numbers.	<ul style="list-style-type: none"> I can estimate a product of two numbers. I can use an area model to multiply. I can use partial products to multiply. I can use regrouping to multiply.

3.1 Multiply by Tens

3.2 Estimate Products

3.3 Use Area Models to Multiply Two-Digit Numbers

3.4 Use the Distributive Property to Multiply Two-Digit Numbers

3.5 Use Partial Products to Multiply Two-Digit Numbers

3.6 Multiply Two-Digit Numbers

3.7 Multiply Three-Digit Numbers by Two-Digit Numbers

3.8 Practice Multiplication Strategies

3.9 Problem Solving: Multiplication with Two-Digit Numbers

Name _____

Chapter 3 Multiply by Two-Digit Numbers

Dear Family,

In this chapter, your student is learning to multiply by two-digit numbers. Your student will learn multiplication strategies for estimating, using area models, using the Distributive Property, and using partial products. The vocabulary phrase for this chapter is compatible numbers. Compatible numbers are numbers that are easy to multiply and are close to the actual numbers being multiplied.

You can practice multiplication at a warehouse club store where people buy large quantities of items. For example, 1 large box contains 10 smaller boxes, and each smaller box contains 12 packages of fruit snacks. Here are some questions to ask your student.

- What expression would you use to find the total number of fruit snacks in 1 large box? In 5 large boxes?
- What are some additional examples of items that are packaged and sold this way?

Another way to help your student practice multiplication is to go online and find the ticket prices for a nearby attraction, such as a movie theater, museum, or theme park. The tickets should have at least two different prices—for example, adults and children. Then use the information to complete the following exercises.

- Create a group of at least 10 individuals attending the event.
- Write an expression to find the cost of tickets for the group. Find the cost.
- Suppose the price for one type of ticket goes up. Explain how your expression should change and how the total cost changes.

By the end of this chapter, your student should feel confident with the learning targets and success criteria on the next page. Encourage your student to think of other reasons to multiply numbers, such as finding the number of seats in an auditorium.

Have a great time practicing multiplication!

Copyright © Big Ideas Learning, LLC
All rights reserved.

Florida Grade 4
Resources by Chapter 105


Click **HERE** to
Access All
Grade 4
Family Letters



Using Big Ideas Learning Homework & Practice QR Codes in Grade 4


Each Homework and Practice page has a QR Code® to link students and parents to at-home videos for each lesson. This provides access to the videos that align to the lessons, including click-through example videos.

Videos are available for **Build Understanding** and **Model Real Life** with **Extra Example Videos** sections of each lesson.



STEP 1:

To access videos, scan the QR Code at the bottom of your child's Student Edition book.



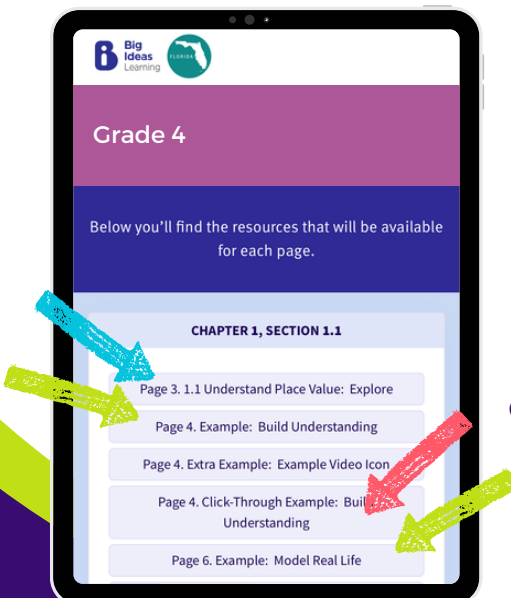
STEP 2:

Open your cell phone camera or a QR Code scanner app. Scan QR Code at the bottom of the page.



STEP 3:

Select **Build Understanding** or **Model Real Life** to access the videos that provide the examples from your child's class instruction. Use the **Extra Example Videos** should you need additional support or further math skills clarification.



4 SKILLS REVIEW HANDBOOK

Skills Review activities provide practice for grade level appropriate skills. This ensures students are solid on basic concept understanding. An Answer Key is provided for each activity below in addition to links to interactive games.

NOTE: Only grade-level specific topics are listed below

Topic 1: Whole Numbers

- ▶ 1.3 Writing Number Form of Multi-Digit Numbers
[Activity](#) [Answers](#)
- ▶ 1.5 Comparing Multi-Digit Whole Numbers
[Activity](#) [Answers](#)
- ▶ 1.6 Rounding Multi-Digit Whole Numbers
[Activity](#) [Answers](#)

Topic 3: Multiplication and Division of Whole Numbers

- ▶ 3.7 Multiplying Multi-Digit Numbers
[Activity](#) [Answers](#)
- ▶ 3.8 Dividing Multi-Digit Numbers
[Activity](#) [Answers](#)
- ▶ 3.9 Interpreting Remainders
[Activity](#) [Answers](#)

Topic 4: Factors and Multiples

- ▶ 4.1 Factors of Whole Numbers
[Activity](#) [Answers](#)
- ▶ 4.2 Divisibility Tests
[Activity](#) [Answers](#)
- ▶ 4.4 Multiples of Whole Numbers
[Activity](#) [Answers](#)

Topic 9: Fractions

- ▶ 9.3 Simplifying Fractions
[Activity](#) [Answers](#)
- ▶ 9.4 Comparing and Ordering Fractions
[Activity](#) [Answers](#)

Topic 10: Operations with Fractions

- ▶ 10.1 Estimating Fraction Sums and Differences
[Activity](#) [Answers](#)
- ▶ 10.2 Adding and Subtracting Fractions with Like Denominators
[Activity](#) [Answers](#)
- ▶ 10.4 Multiplying Whole Numbers and Fractions
[Activity](#) [Answers](#)



**MORE TOPICS
ON NEXT PAGE**





4 SKILLS REVIEW HANDBOOK, cont'd


Skills Review activities provide practice for grade level appropriate skills. This ensures students are solid on basic concept understanding. An Answer Key is provided for each activity below in addition to links to interactive games.

NOTE: Only grade-level specific topics are listed below



Topic 11: Mixed Numbers

-  11.1 Mixed Numbers and Improper Fractions
[Activity](#) [Answers](#)
-  11.2 Adding and Subtracting Mixed Numbers
[Activity](#) [Answers](#)


Topic 12: Decimals

-  12.2 Comparing and Ordering Decimals
[Activity](#) [Answers](#)


Topic 20: Measurement

-  20.7 Converting Metric Units
[Activity](#) [Answers](#)
-  20.8 Converting Customary Units
[Activity](#) [Answers](#)



Topic 21: Time and Money

-  21.4 Measuring Elapsed Time
[Activity](#) [Answers](#)

Topic 22: Data Analysis

-  22.5 Mean, Median, and Mode
[Activity](#) [Answers](#)

Topic 25: Angles and Lines

-  25.2 Identifying Angles
[Activity](#) [Answers](#)
-  25.3 Using a Protractor
[Activity](#) [Answers](#)



GAMES

Topic 1:
Place Value Plug In
[Click to Play](#)

Topic 3:
Multiplication Boss
[Click to Play](#)

Topic 3:
Division Dots
[Click to Play](#)

Topic 9:
Fraction Boss
[Click to Play](#)

Topic 10: Fractions
Three in a Row
[Click to Play](#)



4

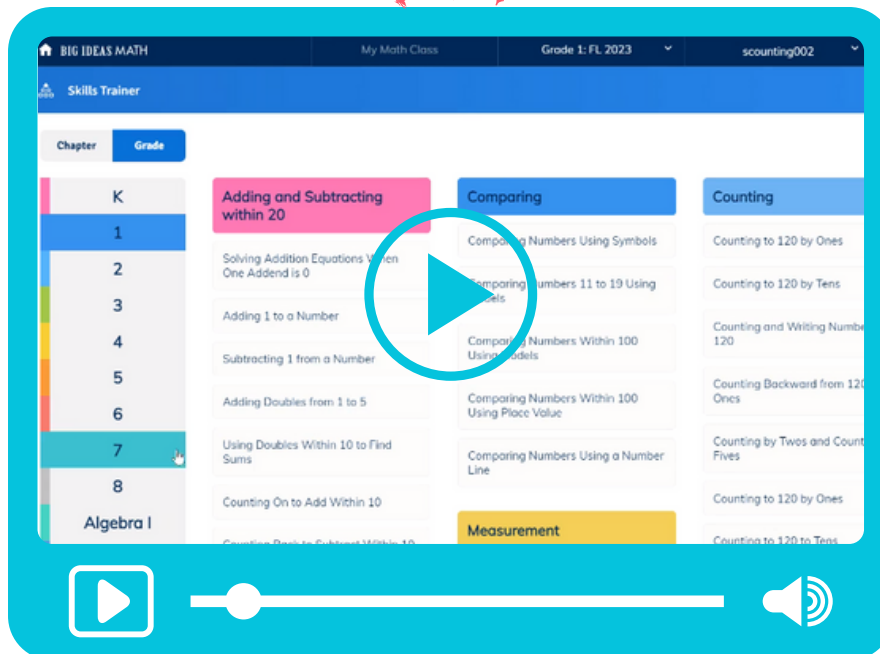
SKILLS TRAINER

Skills Trainer is a built-in program that provides ample opportunities for students to practice and achieve fluency in skills from prior grades.

Ready for the bonus? Skills Trainer does not have to be assigned by a teacher because students have full access to every skill along with unlimited practice opportunities.

Learn how to access Skills Trainer from the Student Account.

Click Below to Access Video



SCAN ME