Travel safely in our community

Over 800,000 school children are transported in school buses every school day. Motorists are required by law to stop for a stopped school bus with its stop arm extended and lights flashing. Unfortunately, when motorists disregard the law and pass the school bus, they jeopardize the safety of our children putting them in serious danger.

The school bus arm enforcement program is designed to reduce the number of violations and injuries caused by people who disregard the school bus stop arm; protecting our children as they board and leave the school bus and cross the road.

Protect our children.

Public safety is the highest priority of the Marietta Police Department and we believe the school bus safety camera program will help make entering and exiting a school bus safer for children in our community. These cameras are another way our department is using technology to improve public safety.

Keep Marietta City Safe for Our Children — Know the Law!

Why install School Bus Safety Arm Cameras?

School bus safety cameras ensure our children's safety when getting on or off a bus.

Today, parents have enough reasons to worry about their children's safety—sending them to school should not be one of them. It is illegal and incredibly dangerous for a vehicle to pass a stopped school bus with its stop arm extended and lights flashing.

Marietta City is committed to the safety of our children and dedicated to reducing school bus arm violations.

Georgia Motor Vehicle Law
40-6-163 Duty of driver of vehicle meeting or overtaking school bus; reporting of violations

(a) Except as provided in subsection (b) of this Code section, the driver of a vehicle meeting or overtaking from either direction any school bus stopped on the highway shall stop before reaching such school bus when there are in operation on the school bus the visual signals as specified in Code Sections 40-8-111 and 40-8-115, and such driver shall not proceed until the school bus resumes motion or the visual signals are no longer actuated.

(b) The driver of a vehicle upon a highway with separate roadways need not stop upon meeting or passing a school bus which is on a different roadway, or upon controlled-access highway when the school bus is stopped in a loading zone which is a part of adjacent to such highway and where pedestrians are not permitted to cross the roadway.

Information Resources

Public education is the key to making our streets safer for motorists, cyclists and pedestrians. Brochures are available at most county offices and district schools or can be downloaded from the Marietta City Schools website. http://www.marietta-city.org/. Representatives of the program are available to speak to your organization or group. Check the following websites for more information about school bus safety arm enforcement and other traffic safety issues:

National Coalition for Safer Roads (NCSR)
www.saferroadssavelives.com

National School Transportation Association (NSTA)
www.yellowbuses.org

National Association of State Directors of Pupil Transportation Services (NASDPTS)
http://www.nasdpts.org/

American School Bus Council (ASBC)
www.americanschoolbuscouncil.org

Governors Highway Safety Association (GHSA)
www.naghsr.org/

National Highway for Traffic Safety (NHTSA)
www.nhtsa.gov/School-Buses

Marietta city schools
A Georgia Charter Syster

CROSSINGGUARD
SCHOOL BUS ARM ENFORCEMENT

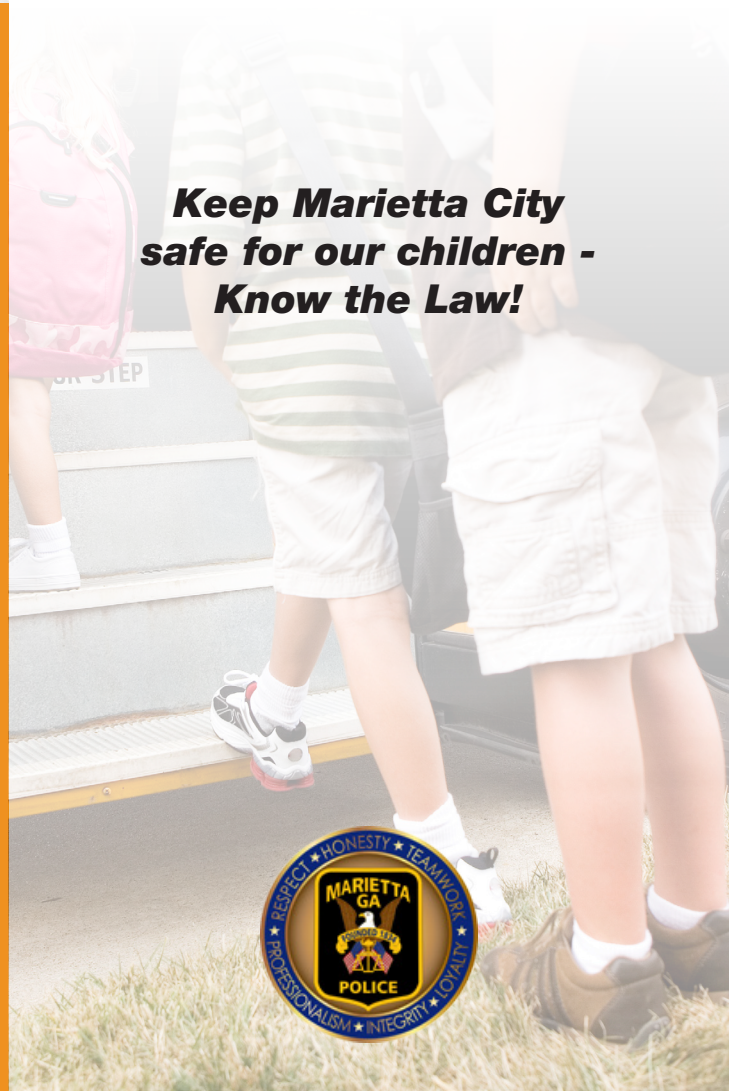

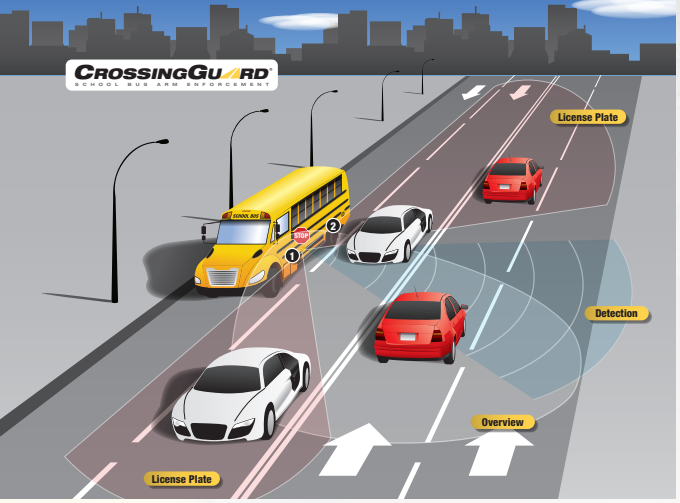

1 Violation Detection and License Plate Cameras

2 Stop Arm Violation Overview Camera

How the System Works

Step 1: Video Cameras are installed at key locations on the exterior of the school bus.

Step 2: When a school bus extends its stop arm, the system can automatically detect if a vehicle passes the stopped school bus within the enforced zone.

Step 3: If a vehicle passes the school bus, the cameras capture video showing the violating vehicle.

Step 4: Violation data is then wirelessly uploaded to ATS' Axsis™ Violation Processing System for validation, processing and notice issuance.

Step 5: The violation images extracted from the video include not only the violating vehicle as it passes the school bus, but also the vehicle's license plate and the school bus' extended stop arm. The video of the violating vehicle is retained as further evidence of the violation.

Step 6: A final review of the violation image and video is conducted by law enforcement personnel, who then will approve or reject the violation.

Step 7: If the violation is approved, a citation is issued and mailed to the vehicle owner.

Know the Law

Two-lane roadway

When school bus stops for passengers, ALL traffic from both directions must stop.

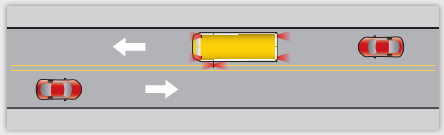

Four-lane roadway without a median separation

When school bus stops for passengers, ALL traffic from both directions must stop.

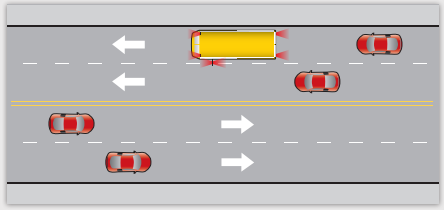

Divided highway of four lanes or more with a median separation

When school bus stops for passengers, only traffic following the bus must stop.

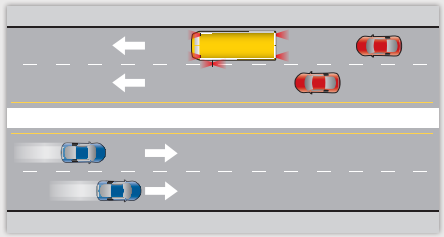

A roadway with two-lanes, four-lanes or more with a center turning lane

When school bus stops for passengers, ALL traffic from both directions must stop.

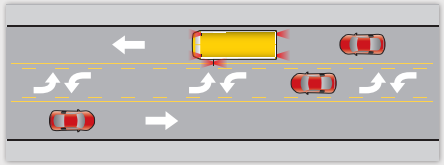



Frequently Asked Questions

Where are the school bus safety cameras located?
School bus safety cameras are installed at key locations on the exterior of Marietta City school buses.

What do I do if I receive a notice?
To pay online, go to www.ViolationInfo.com and logon with the information provided on the notice.

How much is the fine and what about my driving record?
Violators will be assessed $300. This is a civil penalty, no points will be assessed.

When and where do I stop for a school bus?
The school vehicle is stopped with its alternating red flashing lights activated with the stop sign out and flashing. You should stop at least 20 feet from the front and 20 feet from the rear of the school vehicle.

Flashing Light System
There are Red and Amber Lights: Located on the top of the school vehicle. Their purpose is to warn other motorists of the school vehicle preparing to stop. You Must Stop -- It's the Law

If I'm approaching the school bus on a two-lane or four-lane roadway with a center turning lane, do I need to stop?
When the school bus stops for passengers, ALL traffic from both directions must stop.

If I'm driving on a four-lane roadway without a median separation, do I need to stop?
When the school bus stops for passengers, ALL traffic from both directions must stop.

If I'm driving on a divided highway of four lanes ore more with a median separation, do I need to stop?
When the school bus stops for passengers, only traffic following the bus must stop.