

**CARLISLE PUBLIC SCHOOLS www.carlisle.k12.ma.us
83 School Street Carlisle, MA 01741 Phone: 978-369-6550 Fax: 978-371-2400
Carlisle Public School, Spalding Conference Room
7:30 a.m.**

**SCHOOL COMMITTEE AGENDA
WEDNESDAY, OCTOBER 30, 2019**

- I. Call to Order**
- II. Information/Discussion Items**
 - A. Water Update
 - B. Visioning Discussion
 - C. Liaison Assignments
 - D. Youth Risk Behavior Survey
- III. Warrants**
 - A. Payroll Warrant #2920; \$408,831.53
 - B. Accounts Payable Warrant #3020
- IV. Action Items**
 - A. Vote Liaison to Municipal Facilities
- V. Public Comments**
- VI. Adjourn Meeting**

The agenda items listed are those that the Chair reasonably anticipates will be discussed at the meeting. Not all items listed may in fact be discussed and other items not listed may also be brought up for discussion to the extent permitted by law. All School Committee meetings may be recorded via audio and video by the School Committee.

Carlisle School Committee

2019/2020 Committee, Subcommittee and Liaison Assignments

Member	CSC Subcommittee Assignments	Other Committee Memberships	Other Town Committee Liaisons	Other CPS Responsibilities/ Liaisons
Christine	Policy	Municipal Facilities	Solar, Community Center	
David		Regional SC		PTO
Eva		Regional SC	Master Planning	SEPAC
Sara	Policy			Budget
Shannon				Visioning

YOUTH RISK BEHAVIOR SURVEY

2018 AGGREGATE RESULTS

Results of the 2018 Emerson Hospital YRBS Survey



**Emerson
Hospital**
Premium Care.
Personal Touch.

Prepared for: Emerson Hospital



Youth Risk Behavior Survey (YRBS)



Every two years, Emerson Hospital and public school districts within Emerson Hospital's service area collaborate to conduct the **Emerson Youth Risk Behavior Survey (YRBS)**, a comprehensive survey of youth in 6th grade, 8th grade, and high school, regarding risk behaviors in the following general areas:

- Vehicular safety
- Social and emotional wellbeing
- Physical safety
- Sexual behavior
- Tobacco, alcohol, and drug use
- Diet, body image, and physical activity
- Sleep, school work, and screen time
- Social media

This report presents **aggregate findings** for all school districts participating in the 2018 Emerson YRBS, with breakdowns by grade and student demographics. For more information, please contact:

**Bonnie Goldsmith, Senior Director
Public Affairs and Marketing
Emerson Hospital**

978-287-3458

bgoldsmith@emersonhosp.org

Emerson YRBS Background

- Emerson YRBS began in 1997 with 4 school districts and students in 6th grade, 8th grade, and 11th grade
- The survey has since expanded to include 9 school districts and students in 6th grade, 8th grade, and 9th through 12th grade
- More than 11,000 youth participated in the 2018 Emerson YRBS
- Questionnaires are age-appropriate and based on YRBS from Centers for Disease Control and Prevention and Massachusetts YRBS
- This is the first year Market Street Research has worked directly with Emerson Hospital and the participating school districts on the Emerson YRBS; previous surveys were overseen by James Byrne of Northeast Health Resources

2018 Emerson YRBS – Participating School Districts

- Acton-Boxborough Regional School District
- Ayer-Shirley Regional School District
- Concord-Carlisle High School/Concord Public Schools
- Groton-Dunstable Regional School District
- The Bromfield School (Harvard Public Schools)
- Littleton High School/Littleton Public Schools
- Maynard Public Schools
- Nashoba Regional School District
- Westford Academy/Westford Public Schools

2018 Emerson YRBS Methodology Overview and Definition of “Aggregate”



Methodology Overview

- The Emerson YRBS is a survey of **all students** in 6th grade, 8th grade, and high school (9th through 12th)
 - 6th and 8th graders are surveyed using an online platform
 - High school youth are surveyed using paper questionnaires
- To the extent possible, districts survey students in each grade **all on the same day**, although in 2018 there were adverse weather events and problems with connectivity and survey access that made it challenging to do so. In some districts this did not happen as planned
- The surveys are **proctored** at local schools by teachers and district staff, who are given instructions to read to youth
- The online platform, printing of paper questionnaires, and data entry processes were conducted by MJT Inc., the same vendor used in previous Emerson YRBS surveys
- In this report, the term **“aggregate” refers to the results for all youth surveyed in all districts for 2018.**

Census vs. Sample: What is the YRBS?

- A census is a survey that includes everyone in the population being surveyed (e.g., all 6th to 12th grade youth).
- A sample surveys some members of the population, but not everyone.
- Emerson YRBS is designed to be as close to a census of 6th grade, 8th grade, and high school youth as possible.
- There are, however, some youth who did not participate in the survey, so technically, the YRBS is a sample.
- Because the sample is so large, however, nearly all differences (including small differences) will test as statistically “significant”, and thus are important to consider.
- In addition to this report, Emerson Hospital and each of the participating districts has received a set of **cross-tabulations** (by grade and other key variables) that show the results for all questions along with statistics such as medians, averages, etc. The cross-tabulations are color-coordinated to show which differences between groups are statistically significant, and which are not. Those that are not statistically significant should be interpreted cautiously.

2018 Emerson YRBS Methodology (cont.)




- A total of **11,018 youth** were surveyed by the participating school districts for the 2018 Emerson YRBS
- 6th and 8th graders were surveyed using an online platform
- High school students were surveyed with paper questionnaires
- The surveys were proctored by teachers and district staff during normal school hours
- The surveys were conducted from March 4 to March 19, 2018
- To the extent possible, each district surveyed youth in each grade **on the same day**
- 96% of youth present at school on the day surveys were conducted chose to participate in the survey
- 3% of youth refused to participate, by submitting a blank questionnaire
- 1% were opted out of the survey by a parent or guardian

Youth Participating in 2018 Emerson YRBS

	Total Surveyed	6th Grade	8th Grade	High School
TOTAL (ALL DISTRICTS)	11,044	1,809	1,865	7,344
Acton-Boxborough	2,513	388	443	1,673
Ayer-Shirley	562	120	96	342
Concord	1,556	205	220	1,130
Groton-Dunstable	1,042	190	193	654
Bromfield School-Harvard	549	78	89	382
Littleton	653	130	105	408
Maynard	514	87	93	334
Nashoba	1,345	245	268	829
Westford	2,310	360	352	1,592

Total attendance on day of survey: 11,180
 Parent opt-out: 84 (1%)
 Responded to survey: 11,044 (96%)
 Did not respond to survey: 352 (3%)



2018 Emerson YRBS Methodology (cont.)



Youth Confidentiality

- The Emerson YRBS is conducted in a way that **guarantees confidentiality** to youth who participate.
- Confidentiality is critical for the YRBS, because many of the behaviors discussed in the survey are illegal for minors (or at best, dangerous), and not guaranteeing confidentiality could discourage youth from responding honestly or completely to the survey questions
- The surveys are proctored by teachers and district staff, but youth are not required to participate. Youth who prefer not to respond are instructed to either: (1) leave the questions they don't want to answer blank; or (2) submit a blank questionnaire
- For the 2018 Emerson YRBS, 352 youth in total (about 3% of the aggregate) chose not to participate in the survey
- **Youth names are never collected**, thus there is no way to connect individuals to their specific responses
- We do collect some demographic information from youth (schools attended, age, grades in school, gender, sexual orientation, and race/ethnicity). As a consequence, there is a remote possibility that districts might be able to identify individuals on this basis. For this reason, **any time we report on risk behaviors affecting small numbers, if the group examined includes fewer than 30 youth, we report findings only for the aggregate** (all districts combined)
- Market Street Research retains the original data in electronic format in an archive for due diligence, but neither Emerson Hospital nor the school districts participating in the 2018 Emerson YRBS will have access to the original data

Question Numbers

Question numbers are included throughout this report to assist the reader in cross-referencing with the questionnaire if needed; see example below.

Question

Which grades were asked this question:

question:

Wording of question (abbreviated if needed; check questionnaire for full version)

Q14

GR6

GR8

HS

Is there at least one teacher or other adult in this school that you could talk to if you had a problem?

Comparing 2018 YRBS with Previous Years




When Possible, This Report Presents Comparisons with Previous Emerson YRBS

- Prior to 2018, the Emerson YRBS was overseen by Jim Byrne of Northeast Health Resources.
- Market Street Research is only responsible for the quality and completeness of data from the 2018 YRBS.
- **When possible**, this report and accompanying materials provided to Emerson Hospital and the participating school districts include comparisons with previous years' results.
- Readers should note that Market Street Research **cannot provide comparisons** in cases in which information from prior years' surveys:
 - is not available from the previous vendor, or is missing
 - is inconsistent with 2018 results due to changes in the questionnaire

RECOMMENDATIONS FOR FUTURE YRBS

Recommendations for Future Emerson YRBS



Continue to monitor key risk behaviors



Make sure YRBS covers emerging risk behaviors




Continue to monitor groups at greatest risk



Is 6th grade early enough? Monitor onset of behaviors



If nothing can be done, drop issue from YRBS



Focus on behaviors districts can address

Expand Some Questions to 6th Grade

There are some questions not asked of 6th graders that Emerson Hospital and the participating school districts may want to include for this age group in the future, because at least 8% or more of 8th graders engage in or experience these behaviors:

- Self-injury
- Feelings of depression
- Using own prescriptions in ways not prescribed (first asked in 2018)
- Sexting and viewing pornography
- Ask 6th and 8th graders about binge drinking

Is this the right issue?

- Violence can occur at school, at home, or in the community. Alcohol/drugs may or may not influence violence in any of these settings. Which is most important in terms of youth experiences at school?

Eliminate Some Questions from Earlier Grades

There are some questions asked of 6th and 8th graders that cover: (1) behaviors that are rare for these age groups; or (2) behaviors that have declined dramatically in recent years:

- Recent cigarette smoking (past 30 days)
- Use of chewing tobacco, snuff, pack, or dip
- 6th grade use of marijuana (regular and synthetic), although this might change as it is legalized
- Selling of illegal drugs on school property by 6th graders

Duplicates (Same Issue, Same Groups?)

- Huffing (lifetime by 6th graders, 30 days by 8th and high school). Consider asking this question the same way for all grades, using one of the versions (not both)
- Ever pressured into sex vs. ever had sex didn't want; consider combining this question or asking one of the versions (not both)