

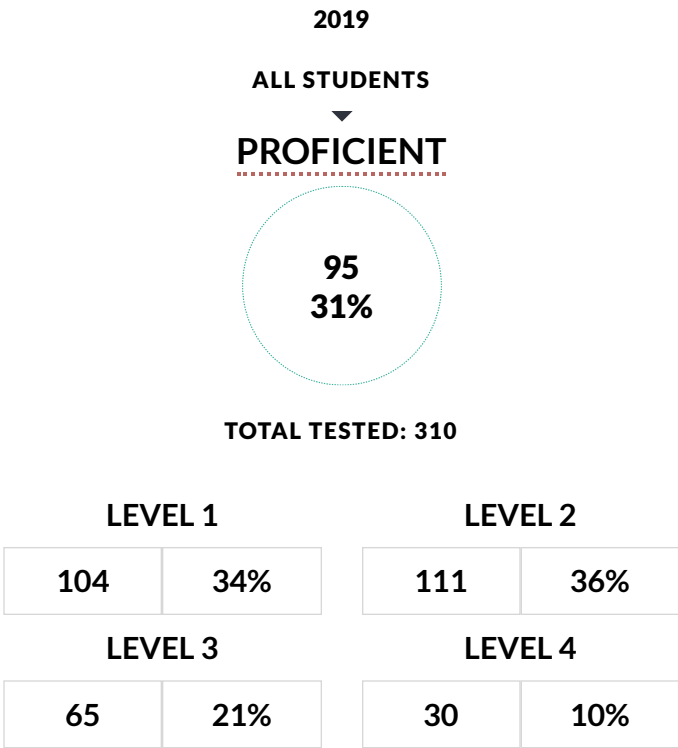
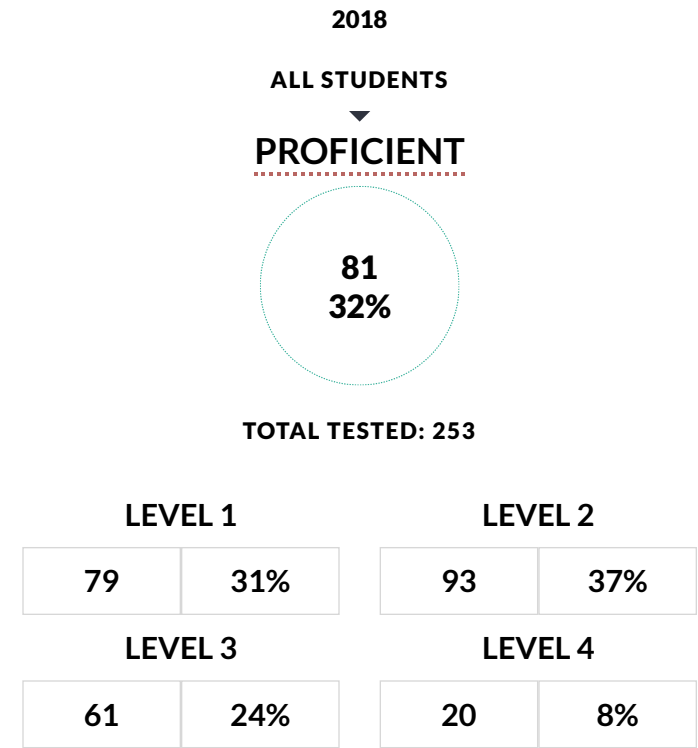
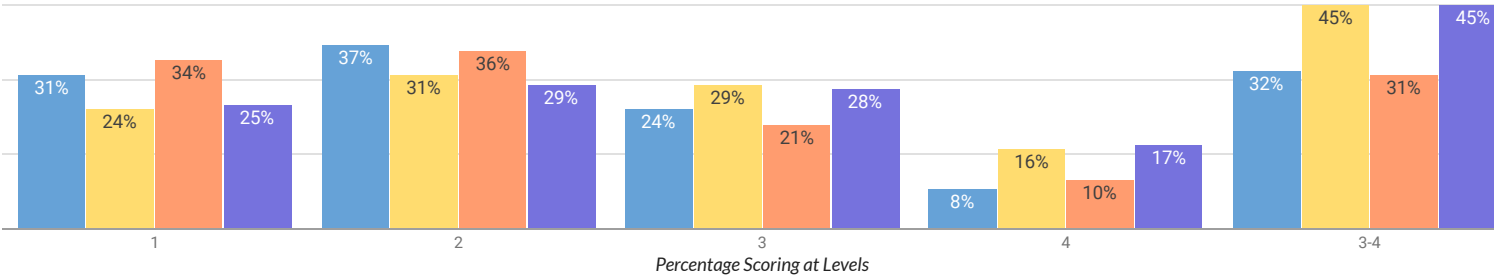
FRANKFORT-SCHUYLER CSD GRADES 3-8 ELA ASSESSMENT DATA

The grades 3-8 English Language Arts (ELA) and mathematics assessments measure the higher learning standards that were adopted by the State Board of Regents in 2010, which more accurately reflect students' progress toward college and career readiness. Data are available statewide and at the county, district, and school level.

Data available on this site are based on those reported by schools and districts to the State as of July 25, 2019 via the Student Information Repository System (SIRS). The New York State School Report Card 3-8 English Language Arts (ELA) and mathematics assessment data will be based on those data reported as of the final school year reporting deadline.

For more information and additional files, please view the NYSED press release

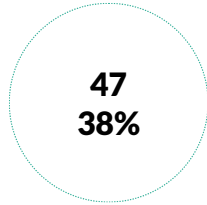
Assessment Data - Glossary of Terms | Assessment Data - Business Rules



BY GENDER

FEMALE

PROFICIENT



TOTAL TESTED: 125

LEVEL 1

30	24%
----	-----

LEVEL 2

48	38%
----	-----

LEVEL 3

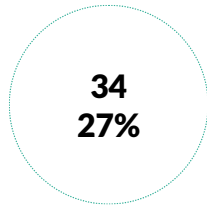
32	26%
----	-----

LEVEL 4

15	12%
----	-----

MALE

PROFICIENT



TOTAL TESTED: 128

LEVEL 1

49	38%
----	-----

LEVEL 2

45	35%
----	-----

LEVEL 3

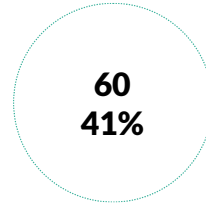
29	23%
----	-----

LEVEL 4

5	4%
---	----

FEMALE

PROFICIENT



TOTAL TESTED: 145

LEVEL 1

39	27%
----	-----

LEVEL 2

46	32%
----	-----

LEVEL 3

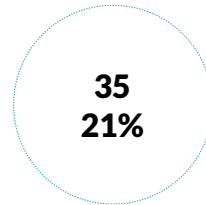
39	27%
----	-----

LEVEL 4

21	14%
----	-----

MALE

PROFICIENT



TOTAL TESTED: 165

LEVEL 1

65	39%
----	-----

LEVEL 2

65	39%
----	-----

LEVEL 3

26	16%
----	-----

LEVEL 4


9	5%
---	----

BY ETHNICITY

MULTIRACIAL



**PROFICIENT**



TOTAL TESTED: 10

LEVEL 1

3	30%
---	-----

LEVEL 2

4	40%
---	-----

LEVEL 3

1	10%
---	-----

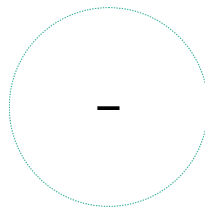
LEVEL 4

2	20%
---	-----

AMERICAN INDIAN OR ALASKA NATIVE



**PROFICIENT**



TOTAL TESTED: —

LEVEL 1

—	—
---	---

LEVEL 2

—	—
---	---

LEVEL 3

—	—
---	---

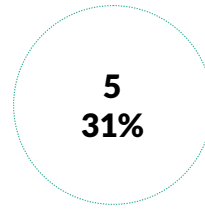
LEVEL 4

—	—
---	---

MULTIRACIAL



**PROFICIENT**



TOTAL TESTED: 16

LEVEL 1

3	19%
---	-----

LEVEL 2

8	50%
---	-----

LEVEL 3

4	25%
---	-----

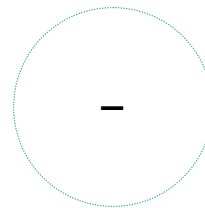
LEVEL 4

1	6%
---	----

AMERICAN INDIAN OR ALASKA NATIVE



**PROFICIENT**



TOTAL TESTED: —

LEVEL 1

—	—
---	---

LEVEL 2

—	—
---	---

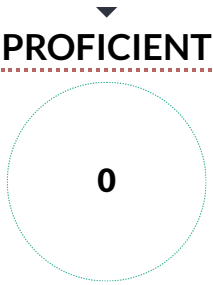
LEVEL 3

—	—
---	---

LEVEL 4

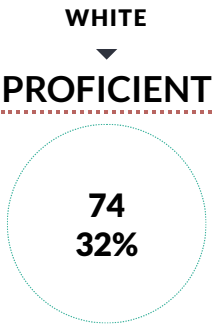
—	—
---	---

ASIAN OR NATIVE HAWAIIAN/OTHER PACIFIC ISLANDER



TOTAL TESTED: 0

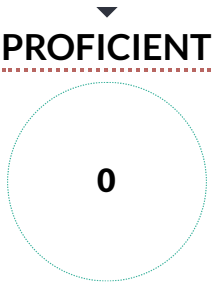
LEVEL 1		LEVEL 2	
0	0%	0	0%
LEVEL 3		LEVEL 4	
0	0%	0	0%



TOTAL TESTED: 234

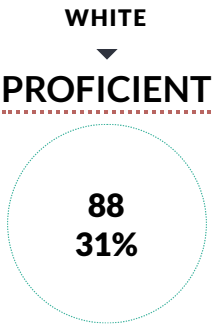
LEVEL 1		LEVEL 2	
73	31%	87	37%
LEVEL 3		LEVEL 4	
56	24%	18	8%

ASIAN OR NATIVE HAWAIIAN/OTHER PACIFIC ISLANDER



TOTAL TESTED: 0

LEVEL 1		LEVEL 2	
0	0%	0	0%
LEVEL 3		LEVEL 4	
0	0%	0	0%




TOTAL TESTED: 286

LEVEL 1		LEVEL 2	
100	35%	98	34%
LEVEL 3		LEVEL 4	
59	21%	29	10%

BLACK OR AFRICAN AMERICAN

▼  
**PROFICIENT**



TOTAL TESTED: —

LEVEL 1



LEVEL 2



LEVEL 3

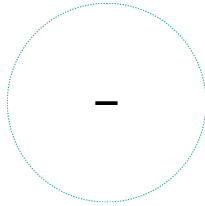


LEVEL 4



HISPANIC OR LATINO

▼  
**PROFICIENT**



TOTAL TESTED: —

LEVEL 1



LEVEL 2



LEVEL 3

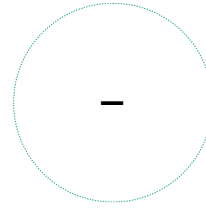


LEVEL 4



BLACK OR AFRICAN AMERICAN

▼  
**PROFICIENT**



TOTAL TESTED: —

LEVEL 1



LEVEL 2



LEVEL 3

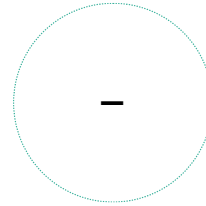


LEVEL 4



HISPANIC OR LATINO

▼  
**PROFICIENT**



TOTAL TESTED: —

LEVEL 1



LEVEL 2



LEVEL 3



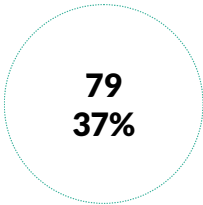
LEVEL 4



OTHER GROUPS

GENERAL-EDUCATION STUDENTS

▼  
**PROFICIENT**



TOTAL TESTED: 216

LEVEL 1

53	25%
----	-----

LEVEL 2

84	39%
----	-----

LEVEL 3

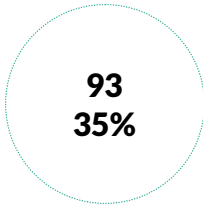
59	27%
----	-----

LEVEL 4

20	9%
----	----

GENERAL-EDUCATION STUDENTS

▼  
**PROFICIENT**



TOTAL TESTED: 263

LEVEL 1

70	27%
----	-----

LEVEL 2

100	38%
-----	-----

LEVEL 3


63	24%
----	-----

LEVEL 4

30	11%
----	-----

STUDENTS WITH DISABILITIES

▼  
**PROFICIENT**



TOTAL TESTED: 37

LEVEL 1

26	70%
----	-----

LEVEL 2

9	24%
---	-----

LEVEL 3

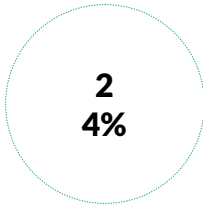
2	5%
---	----

LEVEL 4

0	0%
---	----

STUDENTS WITH DISABILITIES

▼  
**PROFICIENT**



TOTAL TESTED: 47

LEVEL 1

34	72%
----	-----

LEVEL 2

11	23%
----	-----

LEVEL 3

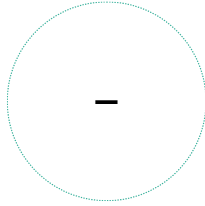
2	4%
---	----

LEVEL 4

0	0%
---	----

## NON-ENGLISH LANGUAGE LEARNERS

PROFICIENT



TOTAL TESTED: —

### LEVEL 1

—	—
---	---

### LEVEL 2

—	—
---	---

### LEVEL 3

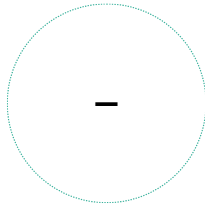
—	—
---	---

### LEVEL 4

—	—
---	---

## ENGLISH LANGUAGE LEARNERS

PROFICIENT



TOTAL TESTED: —

### LEVEL 1

—	—
---	---

### LEVEL 2

—	—
---	---

### LEVEL 3

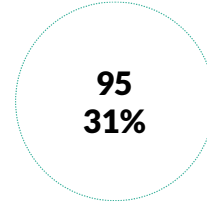
—	—
---	---

### LEVEL 4

—	—
---	---

## NON-ENGLISH LANGUAGE LEARNERS

PROFICIENT



TOTAL TESTED: 303

### LEVEL 1

99	33%
----	-----

### LEVEL 2

109	36%
-----	-----

### LEVEL 3

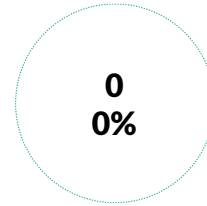
65	21%
----	-----

### LEVEL 4

30	10%
----	-----

## ENGLISH LANGUAGE LEARNERS

PROFICIENT



TOTAL TESTED: 7

### LEVEL 1

5	71%
---	-----

### LEVEL 2

2	29%
---	-----

### LEVEL 3

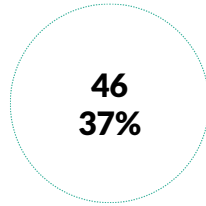
0	0%
---	----

### LEVEL 4

0	0%
---	----

NOT ECONOMICALLY DISADVANTAGED

▼  
**PROFICIENT**



TOTAL TESTED: 123

LEVEL 1

31	25%
----	-----

LEVEL 2

46	37%
----	-----

LEVEL 3

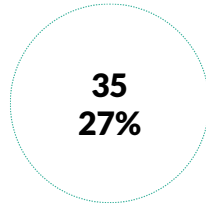
33	27%
----	-----

LEVEL 4

13	11%
----	-----

ECONOMICALLY DISADVANTAGED

▼  
**PROFICIENT**



TOTAL TESTED: 130

LEVEL 1

48	37%
----	-----

LEVEL 2

47	36%
----	-----

LEVEL 3

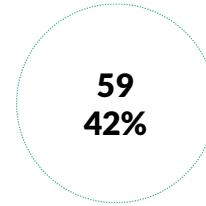
28	22%
----	-----

LEVEL 4

7	5%
---	----

NOT ECONOMICALLY DISADVANTAGED

▼  
**PROFICIENT**



TOTAL TESTED: 139

LEVEL 1

34	24%
----	-----

LEVEL 2

46	33%
----	-----

LEVEL 3

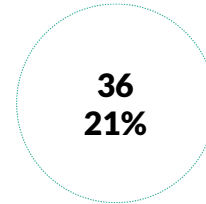
42	30%
----	-----

LEVEL 4

17	12%
----	-----

ECONOMICALLY DISADVANTAGED

▼  
**PROFICIENT**



TOTAL TESTED: 171

LEVEL 1

70	41%
----	-----

LEVEL 2

65	38%
----	-----

LEVEL 3

23	13%
----	-----

LEVEL 4

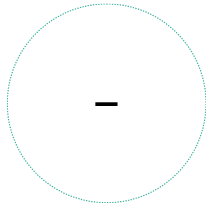
13	8%
----	----



NOT MIGRANT



**PROFICIENT**



TOTAL TESTED: —

LEVEL 1

—	—
---	---

LEVEL 2

—	—
---	---

LEVEL 3

—	—
---	---

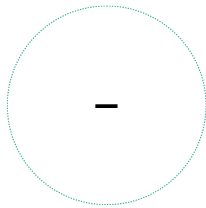
LEVEL 4

—	—
---	---

MIGRANT



**PROFICIENT**



TOTAL TESTED: —

LEVEL 1

—	—
---	---

LEVEL 2

—	—
---	---

LEVEL 3

—	—
---	---


LEVEL 4

—	—
---	---

NOT IN FOSTER CARE



**PROFICIENT**



TOTAL TESTED: —

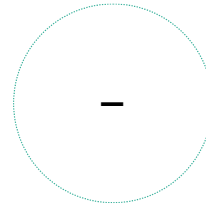
LEVEL 1

LEVEL 2

NOT MIGRANT



**PROFICIENT**



TOTAL TESTED: —

LEVEL 1

—	—
---	---

LEVEL 2

—	—
---	---

LEVEL 3

—	—
---	---

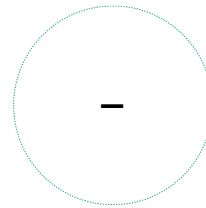
LEVEL 4

—	—
---	---

MIGRANT



**PROFICIENT**



TOTAL TESTED: —

LEVEL 1

—	—
---	---

LEVEL 2

—	—
---	---

LEVEL 3

—	—
---	---

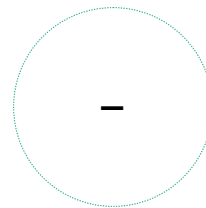
LEVEL 4

—	—
---	---

NOT IN FOSTER CARE



**PROFICIENT**



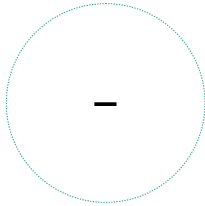
TOTAL TESTED: —

LEVEL 1

LEVEL 2

—	—	—	—
LEVEL 3		LEVEL 4	
—	—	—	—

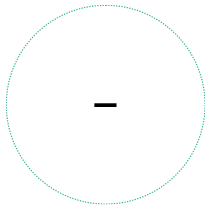
FOSTER CARE  
▼  
**PROFICIENT**



TOTAL TESTED: —

LEVEL 1		LEVEL 2	
—	—	—	—
LEVEL 3		LEVEL 4	
—	—	—	—

PARENTS NOT IN ARMED FORCES  
▼  
**PROFICIENT**



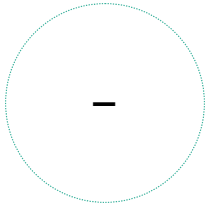
TOTAL TESTED: —

LEVEL 1		LEVEL 2	
—	—	—	—
LEVEL 3		LEVEL 4	
—	—	—	—

PARENTS IN ARMED FORCES  
▼  
**PROFICIENT**

—	—	—	—
LEVEL 3		LEVEL 4	
—	—	—	—


FOSTER CARE  
▼  
**PROFICIENT**



TOTAL TESTED: —

LEVEL 1		LEVEL 2	
—	—	—	—
LEVEL 3		LEVEL 4	
—	—	—	—

PARENTS NOT IN ARMED FORCES  
▼  
**PROFICIENT**



TOTAL TESTED: —

LEVEL 1		LEVEL 2	
—	—	—	—
LEVEL 3		LEVEL 4	
—	—	—	—

PARENTS IN ARMED FORCES  
▼  
**PROFICIENT**



-	-	-	-	-	-	-	-
---	---	---	---	---	---	---	---

© COPYRIGHT NEW YORK STATE EDUCATION DEPARTMENT, ALL RIGHTS RESERVED.  
THIS DOCUMENT WAS CREATED ON: MAY 7, 2020, 5:22 PM EST

FRANKFORT-SCHUYLER CSD GRADES 3-8 MATHEMATICS ASSESSMENT DATA

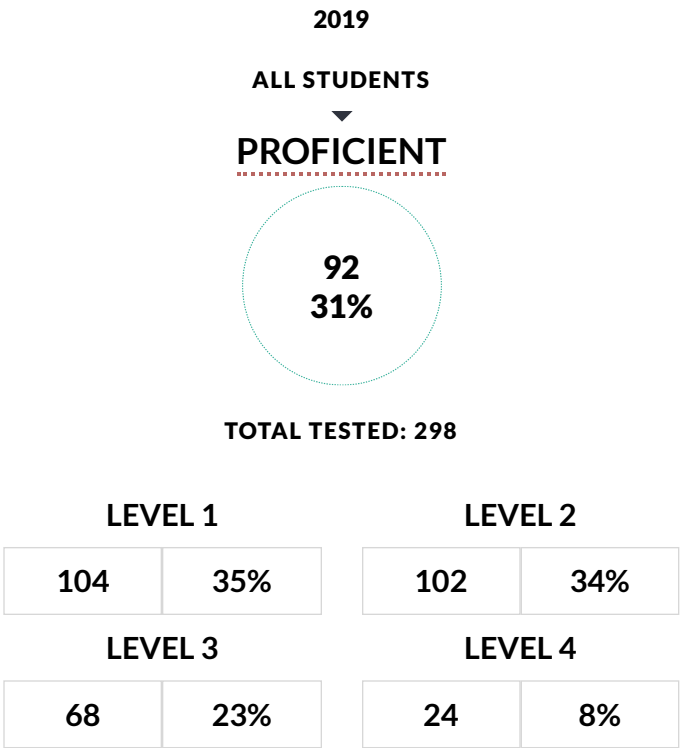
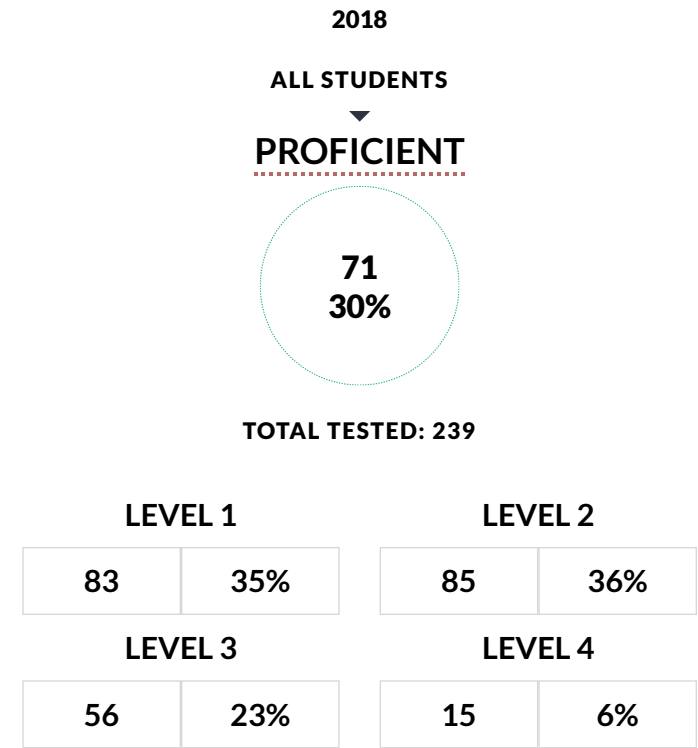
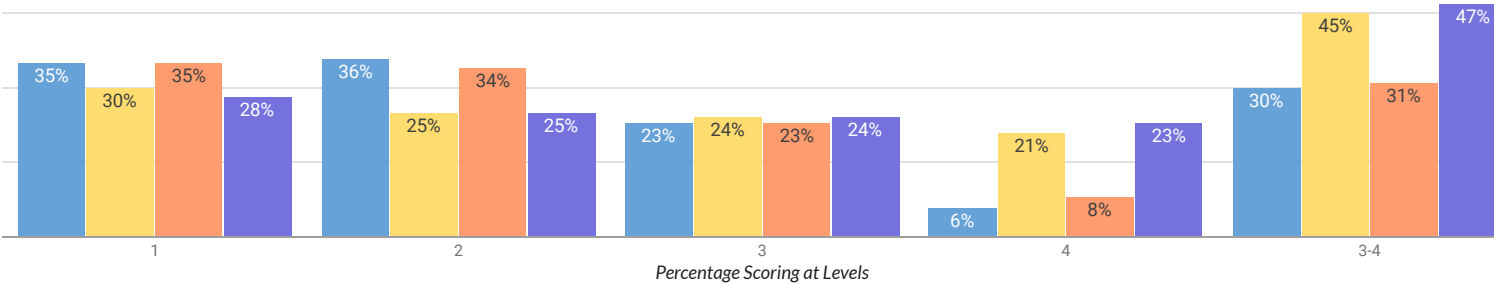
The grades 3-8 English Language Arts (ELA) and mathematics assessments measure the higher learning standards that were adopted by the State Board of Regents in 2010, which more accurately reflect students' progress toward college and career readiness. Data are available statewide and at the county, district, and school level.

Data available on this site are based on those reported by schools and districts to the State as of July 25, 2019 via the Student Information Repository System (SIRS). The New York State School Report Card 3-8 English Language Arts (ELA) and mathematics assessment data will be based on those data reported as of the final school year reporting deadline.

For more information and additional files, please view the NYSED press release

Assessment Data - Glossary of Terms | Assessment Data - Business Rules

FRANKFORT-SCHUYLER CSD (2018) NY STATE (2018) FRANKFORT-SCHUYLER CSD (2019) NY STATE (2019)



BY GENDER

FEMALE



**PROFICIENT**

TOTAL TESTED: 118

LEVEL 1

41	35%
----	-----

LEVEL 2

39	33%
----	-----

LEVEL 3

28	24%
----	-----

LEVEL 4

10	8%
----	----

MALE



**PROFICIENT**

TOTAL TESTED: 121

LEVEL 1

42	35%
----	-----

LEVEL 2

46	38%
----	-----

LEVEL 3

28	23%
----	-----

LEVEL 4

5	4%
---	----

FEMALE



**PROFICIENT**

TOTAL TESTED: 133

LEVEL 1

39	29%
----	-----

LEVEL 2

46	35%
----	-----

LEVEL 3

36	27%
----	-----

LEVEL 4

12	9%
----	----

MALE



**PROFICIENT**

TOTAL TESTED: 165

LEVEL 1

65	39%
----	-----

LEVEL 2

56	34%
----	-----

LEVEL 3

32	19%
----	-----

LEVEL 4

12	7%
----	----

BY ETHNICITY

MULTIRACIAL



**PROFICIENT**

TOTAL TESTED: 10

LEVEL 1

4	40%
---	-----

LEVEL 2

4	40%
---	-----

LEVEL 3

2	20%
---	-----

LEVEL 4

0	0%
---	----

AMERICAN INDIAN OR ALASKA NATIVE



**PROFICIENT**

TOTAL TESTED: —

LEVEL 1

—	—
---	---

LEVEL 2

—	—
---	---

LEVEL 3

—	—
---	---

LEVEL 4

—	—
---	---

MULTIRACIAL



**PROFICIENT**

TOTAL TESTED: 15

LEVEL 1

6	40%
---	-----

LEVEL 2

5	33%
---	-----

LEVEL 3

4	27%
---	-----

LEVEL 4

0	0%
---	----

AMERICAN INDIAN OR ALASKA NATIVE



**PROFICIENT**

TOTAL TESTED: —

LEVEL 1

—	—
---	---

LEVEL 2

—	—
---	---

LEVEL 3

—	—
---	---

LEVEL 4

—	—
---	---

ASIAN OR NATIVE HAWAIIAN/OTHER PACIFIC ISLANDER

▼  
**PROFICIENT**  
.....

TOTAL TESTED: 0

LEVEL 1

0	0%
---	----

LEVEL 2

0	0%
---	----

LEVEL 3

0	0%
---	----

LEVEL 4

0	0%
---	----

WHITE

▼  
**PROFICIENT**  
.....

TOTAL TESTED: 220

LEVEL 1

77	35%
----	-----

LEVEL 2

77	35%
----	-----

LEVEL 3

51	23%
----	-----

LEVEL 4

15	7%
----	----

ASIAN OR NATIVE HAWAIIAN/OTHER PACIFIC ISLANDER

▼  
**PROFICIENT**  
.....

TOTAL TESTED: 0

LEVEL 1

0	0%
---	----

LEVEL 2

0	0%
---	----

LEVEL 3

0	0%
---	----

LEVEL 4

0	0%
---	----

WHITE

▼  
**PROFICIENT**  
.....

TOTAL TESTED: 274

LEVEL 1

96	35%
----	-----

LEVEL 2

94	34%
----	-----

LEVEL 3

61	22%
----	-----

LEVEL 4

23	8%
----	----



BLACK OR AFRICAN AMERICAN



**PROFICIENT**

TOTAL TESTED: —

LEVEL 1

—	—
---	---

LEVEL 2

—	—
---	---

LEVEL 3

—	—
---	---

LEVEL 4

—	—
---	---

HISPANIC OR LATINO



**PROFICIENT**

TOTAL TESTED: —

LEVEL 1

—	—
---	---

LEVEL 2

—	—
---	---

LEVEL 3

—	—
---	---

LEVEL 4

—	—
---	---

BLACK OR AFRICAN AMERICAN



**PROFICIENT**

TOTAL TESTED: —

LEVEL 1

—	—
---	---

LEVEL 2

—	—
---	---

LEVEL 3

—	—
---	---

LEVEL 4

—	—
---	---

HISPANIC OR LATINO



**PROFICIENT**

TOTAL TESTED: —

LEVEL 1

—	—
---	---

LEVEL 2

—	—
---	---

LEVEL 3

—	—
---	---

LEVEL 4

—	—
---	---

OTHER GROUPS

GENERAL-EDUCATION STUDENTS

▼  
**PROFICIENT**

TOTAL TESTED: 207

LEVEL 1

59	29%
----	-----

LEVEL 2

78	38%
----	-----

LEVEL 3

55	27%
----	-----

LEVEL 4

15	7%
----	----

STUDENTS WITH DISABILITIES

▼  
**PROFICIENT**

TOTAL TESTED: 32

LEVEL 1

24	75%
----	-----

LEVEL 2

7	22%
---	-----

LEVEL 3

1	3%
---	----

LEVEL 4

0	0%
---	----

GENERAL-EDUCATION STUDENTS

▼  
**PROFICIENT**

TOTAL TESTED: 249

LEVEL 1

64	26%
----	-----

LEVEL 2

94	38%
----	-----

LEVEL 3

67	27%
----	-----

LEVEL 4

24	10%
----	-----

STUDENTS WITH DISABILITIES

▼  
**PROFICIENT**

TOTAL TESTED: 49

LEVEL 1

40	82%
----	-----

LEVEL 2

8	16%
---	-----

LEVEL 3

1	2%
---	----

LEVEL 4

0	0%
---	----

NON-ENGLISH LANGUAGE LEARNERS

PROFICIENT

TOTAL TESTED: —

LEVEL 1

—	—
---	---

LEVEL 2

—	—
---	---

LEVEL 3

—	—
---	---

LEVEL 4

—	—
---	---

ENGLISH LANGUAGE LEARNERS

PROFICIENT

TOTAL TESTED: —

LEVEL 1

—	—
---	---

LEVEL 2

—	—
---	---

LEVEL 3

—	—
---	---

LEVEL 4

—	—
---	---

NON-ENGLISH LANGUAGE LEARNERS

PROFICIENT

TOTAL TESTED: 292

LEVEL 1

101	35%
-----	-----

LEVEL 2

99	34%
----	-----

LEVEL 3

68	23%
----	-----

LEVEL 4

24	8%
----	----

ENGLISH LANGUAGE LEARNERS

PROFICIENT

TOTAL TESTED: 6

LEVEL 1

3	50%
---	-----

LEVEL 2

3	50%
---	-----

LEVEL 3

0	0%
---	----

LEVEL 4

0	0%
---	----

NOT ECONOMICALLY DISADVANTAGED

▼  
**PROFICIENT**  
.....

TOTAL TESTED: 117

LEVEL 1

28	24%
----	-----

LEVEL 2

42	36%
----	-----

LEVEL 3

37	32%
----	-----

LEVEL 4

10	9%
----	----

ECONOMICALLY DISADVANTAGED

▼  
**PROFICIENT**  
.....

TOTAL TESTED: 122

LEVEL 1

55	45%
----	-----

LEVEL 2

43	35%
----	-----

LEVEL 3

19	16%
----	-----

LEVEL 4

5	4%
---	----

NOT ECONOMICALLY DISADVANTAGED

▼  
**PROFICIENT**  
.....

TOTAL TESTED: 140

LEVEL 1

36	26%
----	-----

LEVEL 2

51	36%
----	-----

LEVEL 3

35	25%
----	-----

LEVEL 4

18	13%
----	-----

ECONOMICALLY DISADVANTAGED

▼  
**PROFICIENT**  
.....

TOTAL TESTED: 158

LEVEL 1

68	43%
----	-----

LEVEL 2

51	32%
----	-----

LEVEL 3

33	21%
----	-----

LEVEL 4

6	4%
---	----

NOT MIGRANT  
▼  
**PROFICIENT**  
.....

TOTAL TESTED: —

LEVEL 1

—	—
---	---

LEVEL 2

—	—
---	---

LEVEL 3

—	—
---	---

LEVEL 4

—	—
---	---

MIGRANT  
▼  
**PROFICIENT**  
.....

TOTAL TESTED: —

LEVEL 1

—	—
---	---

LEVEL 2

—	—
---	---

LEVEL 3

—	—
---	---

LEVEL 4

—	—
---	---

NOT IN FOSTER CARE  
▼  
**PROFICIENT**  
.....

TOTAL TESTED: —

LEVEL 1

LEVEL 2

NOT MIGRANT  
▼  
**PROFICIENT**  
.....

TOTAL TESTED: —

LEVEL 1

—	—
---	---

LEVEL 2

—	—
---	---

LEVEL 3

—	—
---	---

LEVEL 4

—	—
---	---

MIGRANT  
▼  
**PROFICIENT**  
.....

TOTAL TESTED: —

LEVEL 1

—	—
---	---

LEVEL 2

—	—
---	---

LEVEL 3

—	—
---	---

LEVEL 4

—	—
---	---

NOT IN FOSTER CARE  
▼  
**PROFICIENT**  
.....

TOTAL TESTED: —

LEVEL 1

LEVEL 2

—	—	—	—
LEVEL 3		LEVEL 4	
—	—	—	—

FOSTER CARE  
▼  
**PROFICIENT**  
.....

TOTAL TESTED: —

LEVEL 1		LEVEL 2	
—	—	—	—
LEVEL 3		LEVEL 4	
—	—	—	—

PARENTS NOT IN ARMED FORCES  
▼  
**PROFICIENT**  
.....

TOTAL TESTED: —

LEVEL 1		LEVEL 2	
—	—	—	—
LEVEL 3		LEVEL 4	
—	—	—	—

PARENTS IN ARMED FORCES  
▼  
**PROFICIENT**  
.....

—	—	—	—
LEVEL 3		LEVEL 4	
—	—	—	—

FOSTER CARE  
▼  
**PROFICIENT**  
.....

TOTAL TESTED: —

LEVEL 1		LEVEL 2	
—	—	—	—
LEVEL 3		LEVEL 4	
—	—	—	—

PARENTS NOT IN ARMED FORCES  
▼  
**PROFICIENT**  
.....

TOTAL TESTED: —

LEVEL 1		LEVEL 2	
—	—	—	—
LEVEL 3		LEVEL 4	
—	—	—	—

PARENTS IN ARMED FORCES  
▼  
**PROFICIENT**  
.....

TOTAL TESTED: —

LEVEL 1

—	—
---	---

LEVEL 2

—	—
---	---

LEVEL 3

—	—
---	---

LEVEL 4

—	—
---	---

NOT HOMELESS



**PROFICIENT**

TOTAL TESTED: —

LEVEL 1

—	—
---	---

LEVEL 2

—	—
---	---

LEVEL 3

—	—
---	---

LEVEL 4

—	—
---	---

HOMELESS



**PROFICIENT**

TOTAL TESTED: —

LEVEL 1

—	—
---	---

LEVEL 2

—	—
---	---

LEVEL 3

LEVEL 4

TOTAL TESTED: —

LEVEL 1

—	—
---	---

LEVEL 2

—	—
---	---

LEVEL 3

—	—
---	---

LEVEL 4

—	—
---	---

NOT HOMELESS



**PROFICIENT**

TOTAL TESTED: —

LEVEL 1

—	—
---	---

LEVEL 2

—	—
---	---

LEVEL 3

—	—
---	---

LEVEL 4

—	—
---	---

HOMELESS



**PROFICIENT**

TOTAL TESTED: —

LEVEL 1

—	—
---	---

LEVEL 2

—	—
---	---

LEVEL 3

LEVEL 4

-	-	-	-	-	-	-	-
---	---	---	---	---	---	---	---

© COPYRIGHT NEW YORK STATE EDUCATION DEPARTMENT, ALL RIGHTS RESERVED.  
THIS DOCUMENT WAS CREATED ON: MAY 7, 2020, 5:23 PM EST