
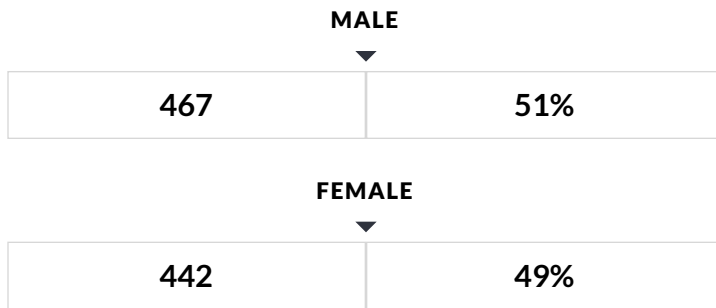


These enrollment data are collected as part of NYSED's Student Information Repository System (SIRS). These counts are as of "BEDS Day" which is typically the first Wednesday in October. Available are enrollment counts for public and charter school students by various demographics for the 2018 - 19 school year. For nonpublic school enrollment data please see the Non-Public School Enrollment and Staff information on our Information and Reporting Services webpage.

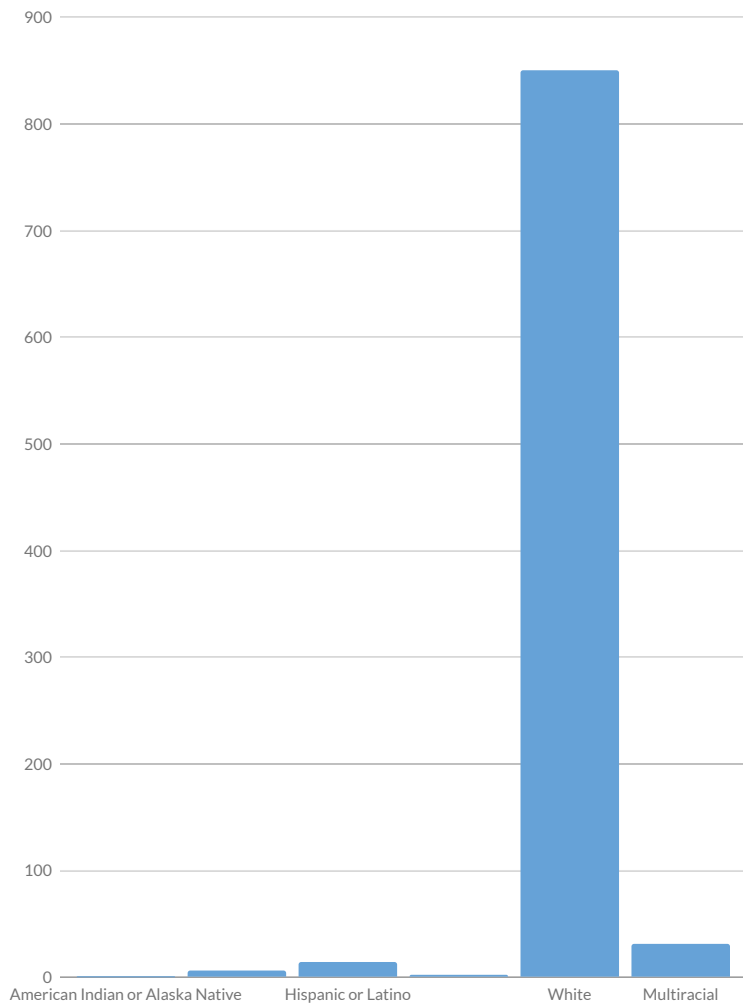
FRANKFORT-SCHUYLER CSD ENROLLMENT (2018 - 19)

K-12 Enrollment: 909

ENROLLMENT BY GENDER



ENROLLMENT BY ETHNICITY



AMERICAN INDIAN OR ALASKA NATIVE



BLACK OR AFRICAN AMERICAN



HISPANIC OR LATINO



ASIAN OR NATIVE HAWAIIAN/OTHER PACIFIC ISLANDER



WHITE



MULTIRACIAL



OTHER GROUPS

ENGLISH LANGUAGE LEARNERS

21	2%
----	----

MIGRANT

—	—
---	---

STUDENTS WITH DISABILITIES

140	15%
-----	-----

HOMELESS

—	—
---	---

ECONOMICALLY DISADVANTAGED

462	51%
-----	-----

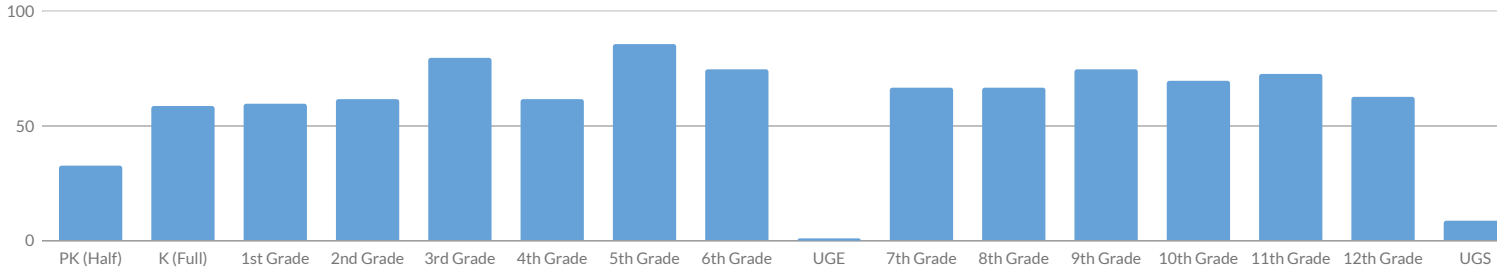
FOSTER CARE

—	—
---	---

PARENT IN ARMED FORCES

—	—
---	---

ENROLLMENT BY GRADE



PRE-K (HALF DAY)

33	4%
----	----

K (FULL DAY)

59	6%
----	----

1ST GRADE

60	6%
----	----

2ND GRADE

62	7%
----	----

3RD GRADE

80	8%
----	----

4TH GRADE

62	7%
----	----

5TH GRADE

86	9%
----	----

6TH GRADE

75	8%
----	----

UNGRADED ELEMENTARY

1	0%
---	----

7TH GRADE

67	7%
----	----

8TH GRADE

67	7%
----	----

9TH GRADE

75	8%
----	----

10TH GRADE

70	7%
----	----

11TH GRADE

73	8%
----	----

12TH GRADE

63	7%
----	----

UNGRADED SECONDARY

9	1%
---	----