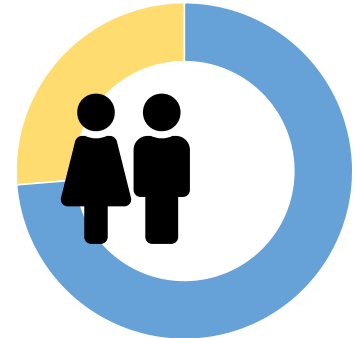
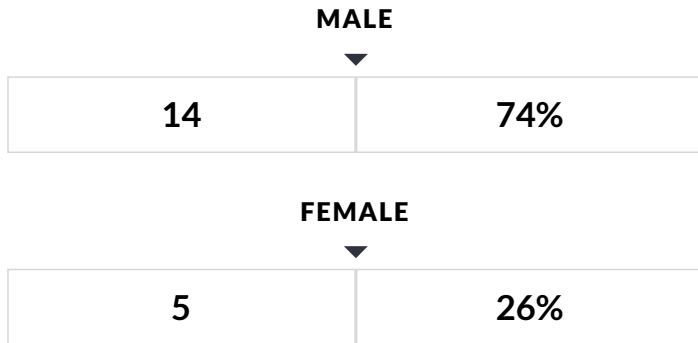


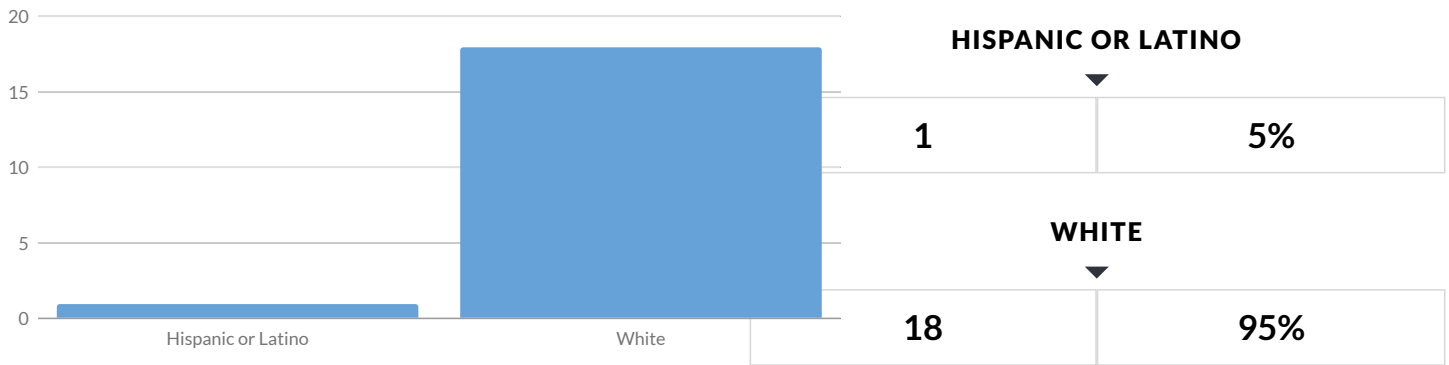
# FRANKFORT-SCHUYLER CSD ENGLISH LANGUAGE LEARNERS ENROLLMENT (2019 - 20)

**K-12 ELL Enrollment: 19**  
**K-12 Former ELL Enrollment: 5**

## ELL ENROLLMENT BY GENDER



## ELL ENROLLMENT BY ETHNICITY



## OTHER GROUPS

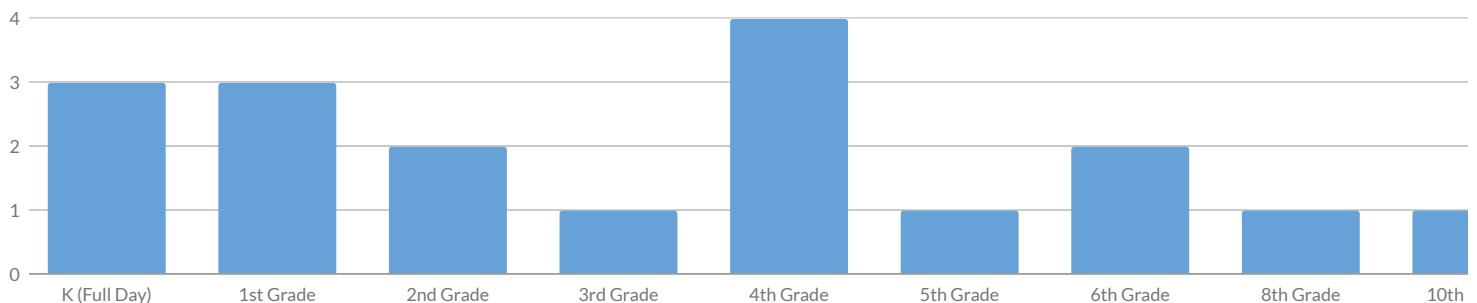
### STUDENTS WITH DISABILITIES




### ECONOMICALLY DISADVANTAGED



## ELL ENROLLMENT BY GRADE



### K (FULL DAY)



### 1ST GRADE



### 2ND GRADE



### 3RD GRADE



<b>4TH GRADE</b> ▼	<b>5TH GRADE</b> ▼	<b>6TH GRADE</b> ▼	<b>8TH GRADE</b> ▼
4   21%	1   5%	2   11%	1   5%
<b>10TH GRADE</b> ▼	<b>11TH GRADE</b> ▼		
1   5%	1   5%		

Data used to generate the Home Languages, English Language Learners Breakdown, and the English Language Learners Programs tables differs from the rest of the report. Students included in the Home Languages, English Language Learners Breakdown, and the English Language Learners Programs were those students who were identified as ELL during the school year. The rest of the report includes students who were ELL as of BEDS day.

**HOME LANGUAGES**

- 1 Russian
- 2 Ukrainian
- 3 Arabic
- 4 Missing
- 5 Spanish

**ENGLISH LANGUAGE LEARNERS BREAKDOWN**

<b>NEWCOMERS</b> ▼	<b>DEVELOPING</b> ▼	<b>LONG TERM</b> ▼	<b>SIFE</b> ▼
11	12	0	0

**ENGLISH LANGUAGE LEARNERS PROGRAMS**

<b>ENGLISH AS A NEW LANGUAGE</b> ▼	<b>ONE WAY/ TWO WAY DUAL LANGUAGE PROGRAM</b> ▼	<b>TRANSITIONAL BILINGUAL EDUCATION PROGRAM</b> ▼
23	0	0