
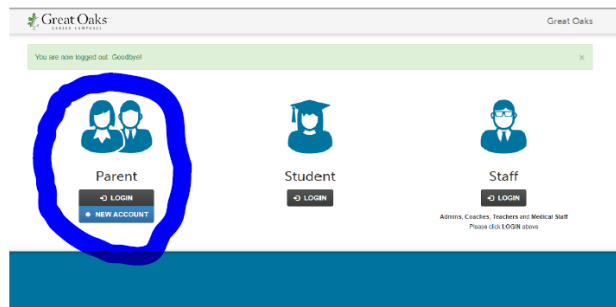





Directions for CCP Letter of Intent for Incoming Students

Note: The parent/guardian will need to complete both forms before the student can complete the College Credit Plus (CCP) Letter of Intent to Participate. All parties must complete the CCP Letter of Intent 4/1/24.

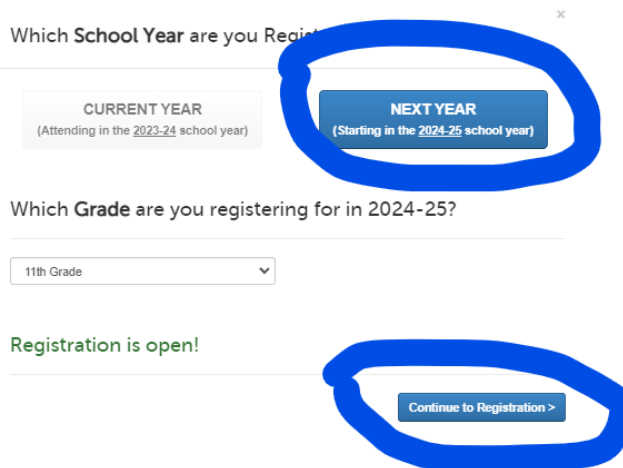
Parents/guardians will need to create a Final Forms account for Great Oaks at <https://greateaks-oh.finalforms.com/>.  [Here](#) are directions for setting up account.



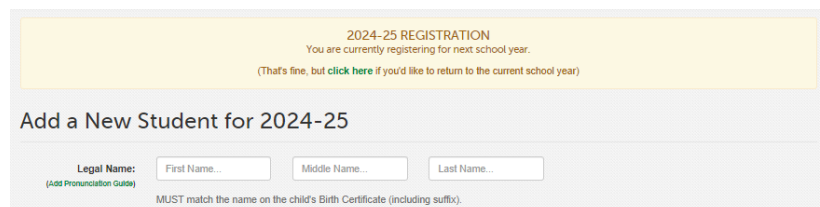
After the account is created, they will need to add their student to their account.



This will take you to the screen below.



The parent/guardian will complete the process to register the student. They will need to provide the student's email in this step. **The student will need to provide this same email when they set up their account.**





Select the school the student plans to attend in the 2024-2025 school year.

2024-25 REGISTRATION
You are currently registering for next school year.
(That's fine, but [click here](#) if you'd like to return to the current school year)

Successfully created Fred Collins. x

The school Fred Collins is attending must be set before managing his sports and forms. x

Select School

Please select from the list of schools in your district available based on your student's grade

School Attending: Start typing school name... x

Student's grade for 2024 school year: 11th Grade

[Submit Selection](#) [Cancel](#)

The parent/guardian will have two forms that need to be filled out: “Contact Information” and “CCP Letter of Intent.”

2024-25 REGISTRATION
You are currently registering for next school year.
(That's fine, but [click here](#) if you'd like to return to the current school year)

Angie Collins's Forms

- Contact Information
- CCP Letter of Intent

Last Edited: Today Angie Collins
[Print this form](#)

Contact Information

This form, as well as every form in the formset to the left, must be completed and signed **BEFORE THE FIRST DAY OF SCHOOL**.

This contact information is important for your child's safety and getting in touch with parent/guardian(s) in the case of an emergency.

After the parent/guardian completes the “Contact Information” form, they will be taken to the “College Credit Plus (CCP) Letter of Intent to Participate” form.

The parent/guardian will be asked if they are applying for College Credit Plus for the 2024-25 school year. Once they say select “Yes” to this question, the College Credit Plus (CCP) Letter of Intent to Participate form will open for them to complete.

College Credit Plus (CCP) Letter of Intent to Participate

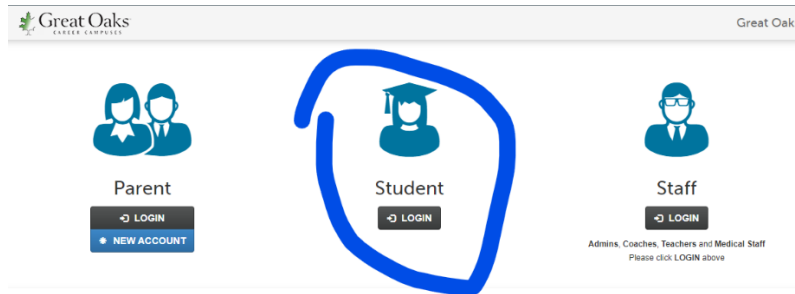
College Credit Plus provides eligible students with the opportunity to earn college and high school credits at the same time by taking college courses from community colleges or universities. Students that are interested in participating in College Credit Plus must complete the **Intent to Participate in College Credit Plus form by April 1st** to participate in College Credit Plus during the 2024-25 school year.

More information about College Credit Plus can be found at <https://higher.ed.ohio.gov/initiatives/access-acceleration/college-credit-plus/students-families/students-families-new>.

Are you applying for College Credit Plus for the 2024-25 School Year Yes No



After the parent/guardian completes the “College Credit Plus (CCP) Letter of Intent to Participate” form, the student will need to set up an account in Final Forms.



After the student clicks on “Login,” they will need to select “Never logged in?” See the picture below.

After the student selects “Never logged in,” this will give the screen below. **The student needs to enter the email the parent provided for the student in Final Forms.** An email will then be sent to the student to activate setup a password and activate the account.

Once the student has set up their account, they will login and see the “College Credit Plus (CCP) Letter of Intent to Participate” form. The student needs to enter their name and submit the form. See the image on the next page.