

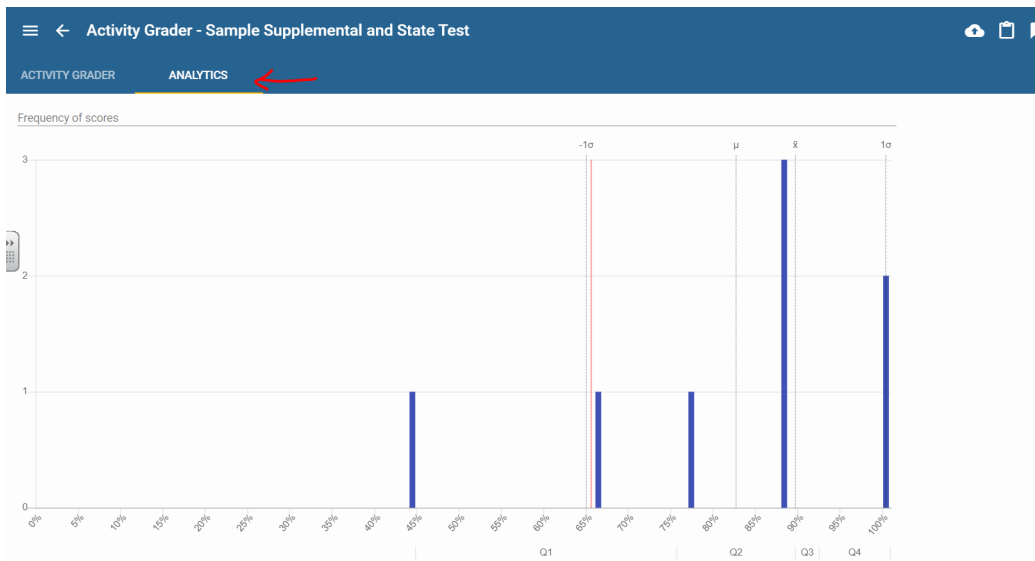
## I. Understanding Your Buzz Analytics From the Teacher App

Make sure you are logged into the Teacher app.

Select “Gradebook” for the course that holds the assessment.

English-Miss Prince - Gradebook										
QUARTER 1										
GRADES	MASTERY	UNIT SUMMARY	FOR ME							
A Midsummer Night's Dream										
<input type="checkbox"/>	Name	Score	Letter	Minutes	<input type="checkbox"/> A Play Within a Play	<input type="checkbox"/> Literary Terms in Shakespeare	<input type="checkbox"/> A Midsummer Night's Dream Essay	<input type="checkbox"/> Sample Supplemental and State Test	<input type="checkbox"/> Test Corrections: Sample...	<input type="checkbox"/> Delete M
<input type="checkbox"/>	Eight, Google Tr...	88.88%	B	2	66.66 0m	100 1m	100 0m	88.88 0m	0m	0m
<input type="checkbox"/>	Five, Google Tra...	44.44%	F	0	0 0m	0m	0m	88.88 0m	0m	0m
<input type="checkbox"/>	Four, Google Tra...	44.44%	F	0	0 0m	0m	0m	88.88 0m	0m	0m
<input type="checkbox"/>	One, Google Tra...	50%	F	1	0 0m	0m	0m	100 1m	0m	0m
<input type="checkbox"/>	Seven, Google T...	50%	F	0	0 0m	0m	0m	100 0m	0m	0m
<input type="checkbox"/>	Six, Google Tra...	38.88%	F	0	0 0m	0m	0m	77.77 0m	0m	0m
<input type="checkbox"/>	Three, Google Tr...	22.22%	F	13	0 0m	0m	0m	44.44 7m	6m	0m
<input type="checkbox"/>	Two, Google Tra...	33.33%	F	7	0 0m	0m	0m	66.66 7m	0m	0m
8 students				0	8.33 0m	100 1m	100 0m	81.94 2m	6m	0m

Click the header [title] of the assessment you wish to analyze in your gradebook. Once you enter the Activity Grader, click “analytics”





*The mission of the Oneida-Herkimer-Madison BOCES is to provide innovative leadership, programs, and services in response to the emerging educational needs of our school districts.*

## II. Understanding Your Buzz Analytics

Now that students have taken their online assessment it's time to look at the assessment's analytics to get building and/or district-wide data.

### Item Analysis

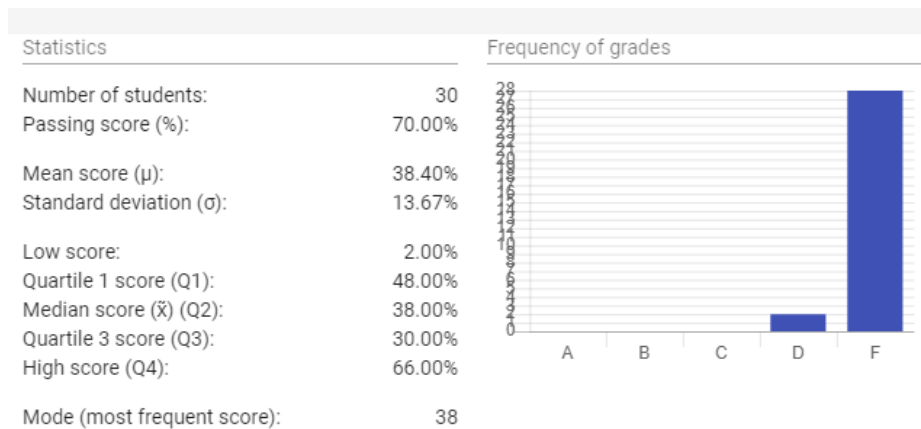
As you go through the master analytics on questions you may see the following icons:

Icon	Meaning
	Low discrimination- students who did well on the rest of the assessment answered this incorrectly more often than expected.
	Difficult question- most students answered this item incorrectly.

## Reading the Analytics Screen from a Master Course Gradebook

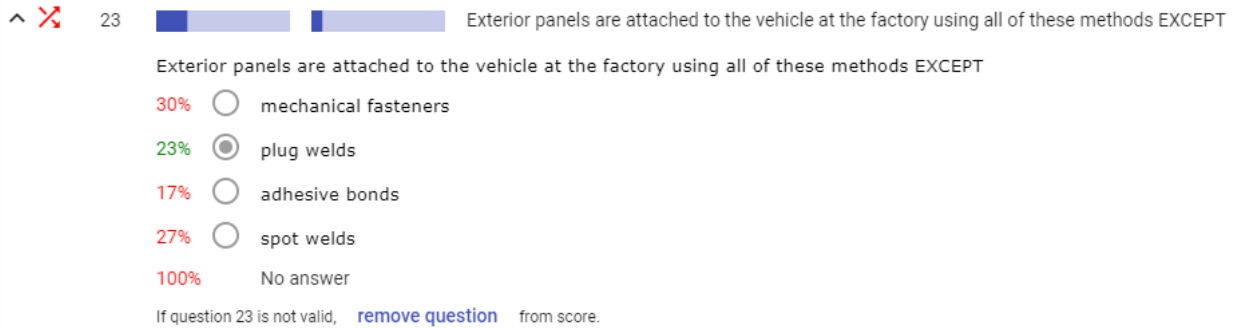
### A. Score Frequency

Here administrators can see how often particular scores were achieved in relationship to each other and in relationship to a passing threshold.







### B. Item Analysis

*The mission of the Oneida-Herkimer-Madison BOCES is to provide innovative leadership, programs, and services in response to the emerging educational needs of our school districts.*



Here administrators can see the percentage of students that answered each question correctly (green) versus incorrectly (red). The percentage of students who chose each answer choice is also shown.

### C. Learning Objective Mastery

Learning objective mastery			
ID ↑	Proficiency	Distribution	Description
1		0/0/1/7/22	Safety
2		0/0/0/2/28	Structural
3		0/0/0/4/26	Non-Structural
4		0/1/2/4/23	Refinishing


*The mission of the Oneida-Herkimer-Madison BOCES is to provide innovative leadership, programs, and services in response to the emerging educational needs of our school districts.*


Here teachers or administrators can see how well students performed against the standards that were associated with each question on the assessment.

Click on ID to place the Learning Objectives in order

Proficiency: graphs the number of students that demonstrate proficiency in the standard.

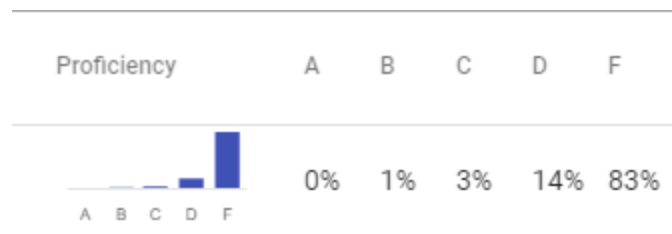
Distribution: details the number of students that performed at defined levels on a standard. This is currently arranged from (A,B,C,D,F)



Learning objective mastery	ID ↑	Proficiency	Distribution	Description
	1		0/0/1/7/22	Safety

#### D. Proficiency Details

In this area there will be a list of the District Buildings or Building Teachers that participated in the assessment. Using this list an administrator can get an overall picture of the performance of students collectively as a building, students who had particular a teacher, or even look at individual student scores. Click on the blue hyperlink in the box to drill down to the multiple levels.



*The mission of the Oneida-Herkimer-Madison BOCES is to provide innovative leadership, programs, and services in response to the emerging educational needs of our school districts.*