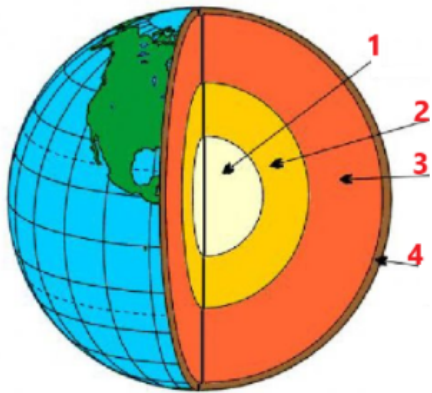


Interactive Assessments: Matching Questions

With a matching question students have the ability to now drag and drop answers or images. Teachers can format matching questions to automatically list questions on the left and have draggable answers or images on the right.

Layers of the Earth

Label the Diagram correctly.



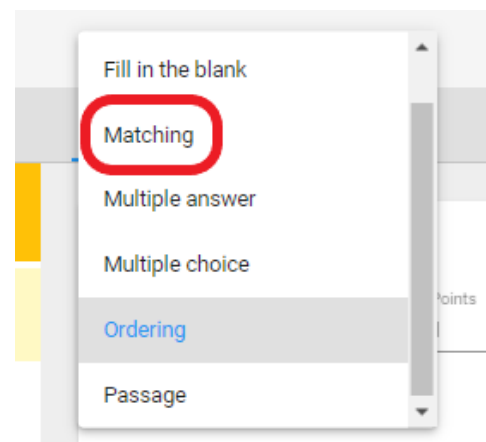
1. _____
2. _____
3. _____
4. _____

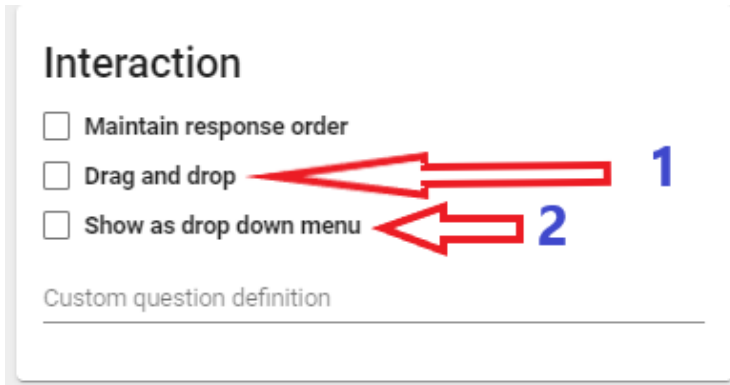
Choices

- Inner Core
- Outer Core
- Mantle
- Crust

How to create a drag and drop

- A. **Choose assessment or practice questions** activity from the list of activities in your Buzz editor.
- B. In the **questions tab**, click the **+ symbol** to the left of the screen and from the drop down menu choose **Matching**.
- C. Scroll down to the **“Interaction” box**





D. Under interaction there are two options.

1. By clicking “**drag and drop**” you can create a very simple drag and drop activity for students. Once “**drag and drop**” is created, “**remove used choices from list**” will show.

Example: matching vocabulary to definitions

The example below shows a story's vocabulary. Once students match a word with the “definition” the word will disappear from the choices.

2.

Story Vocabulary

Directions: Use the Word Bank of vocabulary words to choose the correct vocabulary word for the sentence.

The monsters had sharp _____

A forest grew in Max's _____

Max's mom sent him to bed without his _____

The monsters had yellow _____

Max's Mom said he was a _____

Choices

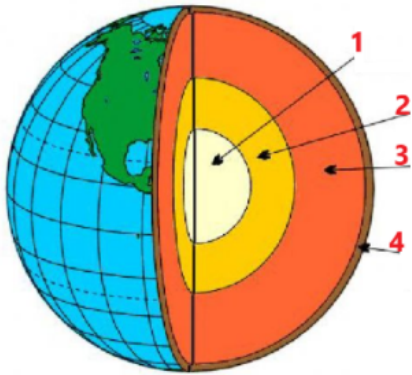
- wild thing
- supper
- claws
- eyes
- room



2. Clicking “**show as drop down menu**”, allows for the option “**show inline**”. An inline drag and drop would be students dragging words into a table of some kind. As the example shows below:

Layers of the Earth

Label the Diagram correctly.



1. _____
2. _____
3. _____
4. _____

Choices

- Inner Core
- Outer Core
- Mantle
- Crust

To **create an inline drag and drop** the following needs to be clicked in the interactions box:

Interaction

- Maintain response order
- Drag and drop
- Remove used choices from list
- Show as drop down menu
Drop down menu choices must be plain text
- Show inline
- Display workspace

Include passage
None

Custom question definition