

**BOND ACCOUNTABILITY
COMMITTEE**

BOND PROJECT STATUS REPORT

Reporting Package for BAC



November 2023

TABLE OF CONTENTS

Project Reports

Tony Vandenberg

Swimming Pool 5

Dave Kruger

Lake Oswego High School Science Labs 13

Lakeridge High School Science Labs 14

Daniel Camacho

Palisades Elementary Renovations 19

Playground & Garden Upgrades 20

Gabe Acosta

Lake Oswego Middle School Replacement 16

Uplands Elementary School Modular Classroom Modularity 17

Diana Kessler

River Grove Elementary School Replacement 22

Program Cost Summary

6 (2017 Bond) & 23 (2021 Bond)

Project Report – By Cost Type

7 (2017 Bond) & 24 (2021 Bond)

Budget Transfers – Current Period

10 (2017 Bond) & 28 (2021 Bond)

The following reports are included in this package:


- Project Status Reports
- Program Cost Summary
- Project Report – By Cost Type
- Budget Transfers – Current Period

Financial data is real-time and includes transactions posted to e-Builder through November 30, 2023.

**BOND ACCOUNTABILITY
COMMITTEE**

BOND PROJECT STATUS REPORT

Reporting Package for BAC



**2017 Capital Bond Program
Projects**

Swimming Pool

November 2023

Tony Vandenberg
Executive Director of Project Management



Swimming Pool

Project Status Report

2017 Funding Swimming Pool

Project Manager
Tony Vandenberg

Project Coordinator
Beth Starr

Repair or replace aging and under-sized pool and facility.

Status at a Glance:

Status Item	As Planned	Caution	Requires Resolution
Budget	X		
Schedule			X
Stakeholders	X		
Equity	X		

Legend:

	Moving along well, no significant concerns at this time.
	Resolution may impact cost or schedule.
	Requires attention and resolution.

Planning, Design, and Construction Schedule:

	Start	Finish
Initial Planning	10/2018	4/2020
Planning & Design	9/2019	Summer 2022
Construction	Winter 2023	Fall 2024

Status Summary:

- Wall framing will continue through the month of December
- District and City are working with the cell tower operator to coordinate relocation of conduits at the Overlook access
- The Natatorium building is in production
- The overall schedule is indicating a delay; the contractor has submitted an updated schedule. The updated schedule suggests a completion time in late fall 2024. The project team has not granted an extension at this time; project team currently evaluating the recent schedule



Project Manager's Notes:

Schedule remains in caution.

Design Team:

Scott Edwards & Associates

Construction Team:

Triplett Wellman, Inc.

Reporting Status Period:
November 2023

Program Cost Summary 2017 Capital Bond Program

LOSD 2021

Building our future,
together

Project Name	Original Budget	Approved Budget Changes	Current Budget	Current Commitments	Actuals Approved	Estimate at Completion	Forecasted Over/(Under)
Forest Hills Elementary	5,240,832	(1,821,271)	3,419,561	3,419,561	3,419,561	3,419,561	0
Hallinan Elementary	8,720,072	4,375,276	13,095,348	13,095,348	13,095,348	13,095,348	0
Lake Grove Elementary	4,904,808	(1,513,520)	3,391,288	3,391,288	3,391,288	3,391,288	0
Lake Oswego High	5,691,271	(3,112,674)	2,578,597	2,578,597	2,563,703	2,578,597	0
Lake Oswego High: Phase 2	0	5,778,102	5,778,102	5,778,102	5,772,049	5,778,102	0
Lake Oswego Jr. High	6,144,499	715,328	6,859,827	6,859,827	6,859,827	6,859,827	0
Lakeridge High	6,041,656	(1,613,271)	4,428,385	4,428,385	4,410,079	4,428,385	0
Lakeridge High: Phase 2	0	8,417,337	8,417,337	8,386,479	8,382,650	8,417,337	0
Lakeridge Middle School (inc. Photovoltaic Solar Array)	82,270,000	3,740,586	86,010,586	86,010,586	86,010,586	86,010,586	0
Lakeridge Middle School Athletic Field Facility	0	5,004,785	5,004,785	5,004,577	4,954,200	5,004,785	0
Oak Creek Elementary	16,127,218	(2,434,945)	13,692,273	13,692,273	13,692,273	13,692,273	0
Program Costs	9,000,000	(2,160,262)	6,839,738	6,040,951	6,040,951	6,340,294	(499,444)
River Grove Elementary	3,088,862	893,069	3,981,931	3,981,931	3,981,931	3,981,931	0
Safety & Security Improvements (includes sec. vestibules)	3,837,732	(871,256)	2,966,476	2,966,476	2,895,599	2,966,476	0
Swimming Pool	7,000,000	9,250,000	16,250,000	16,250,000	6,281,960	16,250,000	0
Tech Bldg at 2477 Country Club Road	2,273,968	(2,269,437)	4,531	4,531	4,531	4,531	0
Technology Infrastructure	12,845,000	1,588,130	14,433,130	14,433,130	14,419,981	14,433,130	0
Uplands Elementary	3,921,996	4,238,378	8,160,374	8,160,374	8,160,374	8,160,374	0
Westridge Elementary	9,892,086	4,187,799	14,079,885	14,079,885	14,079,885	14,079,885	0
Westridge Brick Replacement	0	107,848	107,848	107,848	76,840	107,848	0
Grand Totals	187,000,000	32,500,000	219,500,000	218,670,146	208,493,614	219,000,556	(499,444)

As Of:
November 30, 2023

Project Report By Cost Type 2017 Capital Bond Program

**LOSD
2021**

Building our future,
together

Project Name	Original Budget	Approved Budget Changes	Current Budget	Current Commitments	Actuals Approved
Forest Hills Elementary	5,240,832	(1,821,271)	3,419,561	3,419,561	3,419,561
Hallinan Elementary	8,720,072	4,375,276	13,095,348	13,095,348	13,095,348
Lake Grove Elementary	4,904,808	(1,513,520)	3,391,288	3,391,288	3,391,288
Lake Oswego High: Phase I	5,691,271	(3,112,674)	2,578,597	2,578,597	2,563,703
Lake Oswego High: Phase II	0	5,778,102	5,778,102	5,778,102	5,772,049
Cost Type with Description: 10 - Construction	0	5,475,377	5,475,377	5,475,377	5,469,324
Cost Type with Description: 20 - Project Contingencies	0	0	0	0	0
Cost Type with Description: 30 - Professional Services	0	72,245	72,245	72,245	72,245
Cost Type with Description: 40 - Owner's Costs	0	230,480	230,480	230,480	230,480
Lake Oswego Jr. High	6,144,499	715,328	6,859,827	6,859,827	6,859,827
Lakeridge High: Phase I	6,041,656	(1,613,271)	4,428,385	4,428,385	4,410,079
Lakeridge High: Phase II	0	8,417,337	8,417,337	8,386,479	8,382,650
Cost Type with Description: 10 - Construction	0	7,945,531	7,945,531	7,945,531	7,941,701
Cost Type with Description: 20 - Project Contingencies	0	30,858	30,858	0	0
Cost Type with Description: 30 - Professional Services	0	87,243	87,243	87,243	87,243
Cost Type with Description: 40 - Owner's Costs	0	353,705	353,705	353,705	353,705

As Of:
November 30, 2023

continued...

Project Report By Cost Type

2017 Capital Bond Program

LOSD 2021

Building our future,
together

Project Name	Original Budget	Approved Budget Changes	Current Budget	Current Commitments	Actuals Approved
Lakeridge Middle School (inc. Photovoltaic Solar Array)	82,270,000	3,740,586	86,010,586	86,010,586	86,010,586
Lakeridge Middle School Athletic Field Facility	0	5,004,785	5,004,785	5,004,577	4,954,200
Cost Type with Description: 10 - Construction	0	3,992,639	3,992,639	3,992,639	3,989,639
Cost Type with Description: 20 - Project Contingencies	0	209	209	0	0
Cost Type with Description: 30 - Professional Services	0	445,583	445,583	445,583	398,207
Cost Type with Description: 40 - Owner's Costs	0	566,354	566,354	566,354	566,354
Oak Creek Elementary	16,127,218	(2,434,945)	13,692,273	13,692,273	13,692,273
Program Costs	9,000,000	(2,160,262)	6,839,738	6,040,951	6,040,951
Cost Type with Description: 20 - Project Contingencies	1,635,921	(1,135,587)	500,334	0	0
Cost Type with Description: 30 - Professional Services	1,319,856	(393,363)	926,493	854,478	832,081
Cost Type with Description: 40 - Owner's Costs	6,044,223	(631,312)	5,412,911	5,186,473	5,208,870
River Grove Elementary	3,088,862	893,069	3,981,931	3,981,931	3,981,931
Safety & Security (inc. Secure Vestibules)	3,837,732	(874,756)	2,966,476	2,966,476	2,895,599
Swimming Pool	7,000,000	9,250,000	16,250,000	16,250,000	6,281,960
Cost Type with Description: 10 - Construction	4,682,274	11,191,476	15,873,750	15,873,750	5,905,709
Cost Type with Description: 20 - Project Contingencies	702,341	(702,341)	0	0	0
Cost Type with Description: 30 - Professional Services	907,846	(547,019)	360,827	360,827	360,827
Cost Type with Description: 40 - Owner's Costs	707,539	(692,115)	15,424	15,424	15,424

As Of:
November 30, 2023

continued...

Project Report By Cost Type 2017 Capital Bond Program

LOSD 2021

Building our future,
together

Project Name	Original Budget	Approved Budget Changes	Current Budget	Current Commitments	Actuals Approved
Tech Bldg. / 2477 Country Club Rd.	2,273,968	(2,269,437)	4,531	4,531	4,531
Technology Infrastructure	12,845,000	1,588,130	14,433,130	14,433,130	14,419,981
Uplands Elementary	3,921,996	4,238,378	8,160,374	8,160,374	8,160,374
Westridge Elementary	9,892,086	4,187,799	14,079,885	14,079,885	14,079,885
Westridge Brick Replacement	0	107,848	107,848	107,848	76,840
Grand Totals	187,000,000	32,496,500	219,500,000	218,670,146	208,493,614

As Of:
November 30, 2023

*Budget Transfers Current Period
2017 Capital Bond Program*

**LOSD
2021**

Building our future,
together

Project	Description	Transfer Amount	Current Budget	Estimate at Completion	Forecasted Over/ (Under)
---------	-------------	-----------------	----------------	------------------------	--------------------------

Program Costs	Transfer from Lakeridge Middle School - Project Closeout	5,984	6,839,738	6,340,294	(499,444)
	Transfer from Lake Oswego High School Phase 2 - Project Closeout	26,695			
Lake Oswego HS Phase 2	Transfer to Program Cost - Project Closeout	(26,695)	5,778,102	5,778,102	0
Lakeridge Middle School	Transfer to Program Cost - Project Closeout	(5,984)	86,010,586	86,010,586	0

*As Of:
November 30, 2023*

**BOND ACCOUNTABILITY
COMMITTEE**

BOND PROJECT STATUS REPORT

Reporting Package for BAC



River Grove



Masonry Work

2021 Capital Bond Program Projects

- Lake Oswego High School Science Labs
- Lakeridge High School Science Labs
- Lake Oswego Middle School Replacement
- Palisades Elementary Renovations
- Playground & Garden Upgrades
- River Grove Elementary School Replacement
- Uplands Elementary School Classroom Modulars

November 2023

Dave Kruger
Senior Project Manager



Lake Oswego High School Science Labs
Lakeridge High School Science Labs

Project Status Report

2021 Funding Lake Oswego High School Science Labs

Project Manager
Dave Kruger

Project Coordinator
Beth Starr
Contact, Support

Project Coordinator
Jamie Harwood
Support & Moving

Renovation of Science Rooms at Lake Oswego High School

Status at a Glance:

Status Item	As Planned	Caution	Requires Resolution
Budget	X		
Schedule	X		
Stakeholders	X		
Equity	X		

Legend:

	Moving along well, no significant concerns at this time.
	Resolution may impact cost or schedule.
	Requires attention and resolution.

Design and Construction Schedule:

	Start	Finish
Design: Phase 1	5/2023	3/2024
Construction: Phase 1	6/2024	9/2024
	Start	Finish
Design: Phase 2	3/2024	12/2024
Construction: Phase 2	6/2025	9/2025

Status Summary:

- Meetings with LOSD administration, LOHS science teachers, Bond Department, and Arcadis Architects are ongoing. More meetings are being scheduled to define design direction and scope

Project Manager's Notes:

- The renovation projects at both high schools are planned to bid to GCs in the early spring of 2024; construction scheduled for summer of 2024
- A two-part phasing plan is being discussed and reviewed. Phase 1 will consist of a remodel and upgrades to existing classrooms. Phase 2 will consist of STEM hub and extended learning spaces

Design Team:

Arcadis Architects

Construction Team:

TBD

Reporting Status Period:
November 2023

2021 Funding Lakeridge High School Science Labs

Project Manager

Dave Kruger

Project Coordinator

Beth Starr
Contact, Support

Project Coordinator

Jamie Harwood
Support & Moving

Renovation of Science Rooms at Lakeridge High School

Status at a Glance:

Status Item	As Planned	Caution	Requires Resolution
Budget	X		
Schedule	X		
Stakeholders	X		
Equity	X		

Legend:

	Moving along well, no significant concerns at this time.
	Resolution may impact cost or schedule.
	Requires attention and resolution.

Design and Construction Schedule:

	Start	Finish
Design: Phase 1	5/2023	3/2024
Construction: Phase 1	6/2024	9/2024
	Start	Finish
Design: Phase 2	3/2024	12/2024
Construction: Phase 2	6/2025	9/2025

Status Summary:

- Meetings with LOSD administration, LHS science teachers, Bond Department, and Arcadis Architects are ongoing. More meetings are being scheduled to define design direction and scope

Project Manager's Notes:

- The renovation projects at both high schools are planned to bid to GCs in the early spring of 2024; construction scheduled for summer of 2024
- A two-part phasing plan is being discussed and reviewed. Phase 1 will consist of a remodel and upgrades to existing classrooms. Phase 2 will consist of STEM hub and extended learning spaces

Design Team:

Arcadis Architects

Construction Team:

TBD

Reporting Status Period:
November 2023

Gabe Acosta
Senior Project Manager



Lake Oswego Middle School Uplands Elementary School Classroom Modulares

Project Status Report

2021 Funding Lake Oswego Middle School Replacement Project

Project Manager
Gabe Acosta

Project Coordinator
Jamie Harwood

Replacement of buildings and site redevelopment of the Lake Oswego Middle School campus.

Status at a Glance:

Status Item	As Planned	Caution	Requires Resolution
Budget	X		
Schedule	X		
Stakeholders	X		
Equity	X		

Legend:

	Moving along well, no significant concerns at this time.
	Resolution may impact cost or schedule.
	Requires attention and resolution.

Design and Construction Schedule:

	Start	Finish
Design	2/2022	Summer 2023
Construction	6/2024	8/2026

Status Summary:

- Low, responsive bidder has been identified as Robinson Construction
- Project team will begin preconstruction meetings and early procurement
- City has reviewed the permit documents and a majority of the review comments have been addressed. Permit review is on schedule
- Low, responsive bidder for hazardous materials abatement is PAS. Preconstruction meetings and coordination between contactors will begin
- A temporary traffic signal is required to be installed prior to the Junior High moving into Uplands school and modulars; this scope will be awarded to Kirby Nagelhout Construction Company

Project Manager's Notes:

- Five bids were received for LOMS and all were within the project budget, including the add alternates
- Design and permit phases are on schedule and will allow for early procurement of materials and equipment and early coordination between the contractors
- Occupancy for the remaining classroom modulars is pending the completion of the temporary signal; targeting early summer 2024
- Coordination with LOJ staff is ongoing in preparation for their move to Uplands

Design Team:

BRIC Architecture

Construction Team:

Robinson Construction Company

*Reporting Status Period:
November 2023*

2021 Funding
Uplands Elementary School
Classroom Modulars

Project Manager
 Gabe Acosta




Project Coordinator
 Jamie Harwood

Installation of modular classroom facilities around Uplands Elementary School to house Lake Oswego Junior High School students during demolition of Lake Oswego Junior High and construction of Lake Oswego Middle School.

Status at a Glance:

Status Item	As Planned	Caution	Requires Resolution
Budget	X		
Schedule	X		
Stakeholders	X		
Equity	X		

Legend:

	Moving along well, no significant concerns at this time.
	Resolution may impact cost or schedule.
	Requires attention and resolution.

Design and Construction Schedule:

	Start	Finish
Design	4/2022	4/2023
Construction	6/2023	9/2023

Status Summary:

- Scope includes site work, asphalt bus loop around the building, and placement of six modular buildings, including a makerspace for the River Grove students
- All modular work and site work has been completed

Project Manager’s Notes:

- Occupancy for the remaining classroom modulars is pending the completion of the temporary signal; targeting summer of 2024
- Coordination with LOJ staff is ongoing in preparation for their move to Uplands

Design Team:

BRIC Architecture

Construction Team:

Par-Tech Construction, Inc.

Reporting Status Period:
 November 2023

Daniel Camacho
Senior Project Manager



Lakeridge
Middle
School

Next Up!

Westridge
Elementary
School



Palisades Elementary Renovations Playground & Garden Upgrades

Project Status Reports

2021 Funding Palisades Elementary Renovations

Project Manager
Daniel Camacho

Project Coordinator
Jamie Harwood

Deferred maintenance renovation with Safety & Security, STEM/STEAM space, and Seismic Upgrades.

Status at a Glance:

Status Item	As Planned	Caution	Requires Resolution
Budget	X		
Schedule	X		
Stakeholders	X		
Equity	X		

Legend:

	Moving along well, no significant concerns at this time.
	Resolution may impact cost or schedule.
	Requires attention and resolution.

Design and Construction Schedule:

	Start	Finish
Design	7/2022	10/2022
Permitting	9/2022	1/2023
Construction	6/2023	10/2023

Status Summary:

Phase 1

- Substantial Completion achieved September 18, 2023
- General Contractor finalizing:
 - commissioning
 - closeout documents

Phase 2:

- Design - *Construction Documents* in progress
- Renovations scheduled for summer of 2024

Design Team:

Soderstrom Architects

Construction Team:

2KG Contractors, Inc.

*Reporting Status Period:
November 2023*

Project Manager
Daniel Camacho

Project Coordinator
TBD

2021 Funding Playground & Garden Upgrades

Upgrading playgrounds and gardens for accessibility, innovation, and sustainability.

Status at a Glance:

Status Item	As Planned	Caution	Requires Resolution
Budget	X		
Schedule	X		
Stakeholders	X		
Equity	X		

Legend:

	Moving along well, no significant concerns at this time.
	Resolution may impact cost or schedule.
	Requires attention and resolution.

Design and Construction Schedule:

	Start	Finish
Design	4/2022	1/2023
Construction	6/2023	8/2023

Status Summary:

- **Westridge Elementary School**
 - Playground & Gardens
 - * determining scope of work
 - * contractor procurement
- **Lakeridge Middle School**
 - Outdoor Learning Space: greenhouse/gardens
 - * design phase: coordinating with staff to meet school needs

Design Team:

TBD

Construction Team:

TBD

*Reporting Status Period:
November 2023*

Diana Kessler
Senior Project Manager



River Grove Elementary School Replacement

Project Status Report

2021 Funding River Grove Elementary School Replacement

Project Manager
Diana Kessler
Project Coordinator
Beth Starr

Replacement of building and site redevelopment of the River Grove Elementary School.

Status at a Glance:

Status Item	As Planned	Caution	Requires Resolution
Budget		X	
Schedule			X
Stakeholders	X		
Equity	X		

Legend:

	Moving along well, no significant concerns at this time.
	Resolution may impact cost or schedule.
	Requires attention and resolution.

Design and Construction Schedule:

	Start	Finish
Design	9/2021	1/2022
Permitting	6/2022	12/2022
Construction	11/1/2022	2/2024

Status Summary:

- Phase 2: Building Construction Project continues:
 - second floor roofing sector c complete
 - exterior building masonry ongoing
 - exterior building sill flashing ongoing: sector d
 - exterior window frames ongoing: sectors a & b, both floors
 - exterior metal wall panels ongoing
 - roofing: sector d
 - electrical and plumbing installation ongoing: 1st & 2nd floors, sectors c & d
 - mechanical ductwork: sectors d

Status Summary continued:

- fire sprinkler line installation: sectors c & d ongoing
- drywall installation: sectors c & d ongoing
- ceiling and wall painting ongoing: sectors a & b
- acoustical ceiling grids ongoing: sectors a & b
- floor gypcrete: sector a & c
- casework install scheduled to begin
- off-site storm work ongoing
- off-site pathwork ongoing
- fencing install ongoing east & west side
- garden structure footings on-going

Project Manager's Notes:

Project is continuing; schedule of exterior work is falling behind.

Design Team:
Arcadis Architects

Construction Team:
Building Package - Triplett Wellman, Inc.

Food Service Equipment Package Project:
Smith and Greene Company

Reporting Status Period:
November 2023

Program Cost Summary 2021 Capital Bond Program

LOSD 2021

Building our future,
together

Project Name	Original Budget	Approved Budget Changes	Current Budget	Current Commitments	Actuals Approved	Estimate at Completion	Forecasted Over/(Under)
2021 Program	7,000,000	4,000,000	11,000,000	3,421,442	3,127,632	11,000,000	0
IA - IMPROVE ACCESSIBILITY	2,859,000	(300,000)	2,559,000	0	0	2,559,000	0
IA - Playground & Garden Upgrades	0	300,000	300,000	150,899	150,899	300,000	0
LOMS - LAKE OSWEGO MIDDLE SCHOOL	88,775,000	(3,775,000)	85,000,000	8,165,255	6,093,915	85,000,000	0
MC - MODERNIZE CLASSROOMS	9,403,000	(7,973,236)	1,429,764	0	0	1,429,764	0
MC - LOHS Science Labs	0	4,000,000	4,000,000	845,640	18,157	4,000,000	0
MC - LHS Science Labs	0	4,000,000	4,000,000	824,627	18,169	4,000,000	0
MC - Technology Infrastructure	0	3,173,236	3,173,236	2,879,596	2,879,596	3,173,236	0
PCR - PRIORITY CAPITAL REPAIRS	12,321,000	(6,400,000)	5,921,000	27,500	9,731	5,921,000	0
PCR - Districtwide Flooring	0	800,000	800,000	593,901	591,442	800,000	0
PCR - Palisades Elementary Renovation	8,560,000	3,000,000	11,560,000	6,214,402	5,970,329	11,560,000	0
PCR - Uplands Modulars	0	3,000,000	3,000,000	2,934,531	2,918,566	3,000,000	0
RG - RIVER GROVE ELEMENTARY REPLACEMENT	48,230,000	4,175,000	52,405,000	49,948,332	29,973,154	52,405,000	0
SS - SAFE & SECURE CAMPUSES	2,852,000	0	2,852,000	272,583	253,653	2,852,000	0
Grand Totals	180,000,000	8,000,000	188,000,000	76,278,708	52,005,242	188,000,000	0

KEY: 2021 FUNDING "BUCKETS"

IA: Improve Accessibility

LOMS: Lake Oswego Middle School

MC: Modernize Classrooms

PCR: Priority Capital Repairs

RG: River Grove Elementary Replacement

SS: Safe & Secure Campuses

As Of:
November 30, 2023

Project Report By Cost Type 2021 Capital Bond Program

LOSD 2021

Building our future,
together

Project Name	Original Budget	Approved Budget Changes	Current Budget	Current Commitments	Actuals Approved
2021 Program	7,000,000	4,000,000	11,000,000	3,421,442	3,127,632
Cost Type with Description: 20 - Project Contingencies	803,250	3,726,145	4,529,395	0	0
Cost Type with Description: 30 - Professional Services	161,700	186,931	348,631	224,237	35,756
Cost Type with Description: 40 - Owner's Costs	6,035,050	86,924	6,121,974	3,197,205	3,091,876
IA - Improve Accessibility	2,859,000	(300,000)	2,559,000	0	0
Cost Type with Description: 10 - Construction	2,400,000	0	2,400,000	0	0
Cost Type with Description: 20 - Project Contingencies	459,000	(300,000)	159,000	0	0
Cost Type with Description: 30 - Professional Services	0	0	0	0	0
Cost Type with Description: 40 - Owner's Costs	0	0	0	0	0
IA - Playground & Garden Upgrades	0	300,000	300,000	150,899	150,899
Cost Type with Description: 10 - Construction	0	90,433	90,433	90,433	90,433
Cost Type with Description: 20 - Project Contingencies	0	149,101	149,101	0	0
Cost Type with Description: 30 - Professional Services	0	3,750	3,750	3,750	3,750
Cost Type with Description: 40 - Owner's Costs	0	56,716	56,716	56,716	56,716
LOMS - Lake Oswego Middle School	88,775,000	(3,775,000)	85,000,000	8,165,255	6,093,915
Cost Type with Description: 10 - Construction	70,199,680	(3,988,029)	66,211,651	27,880	27,880
Cost Type with Description: 20 - Project Contingencies	6,715,877	(204,571)	6,511,306	0	0
Cost Type with Description: 30 - Professional Services	7,997,313	181,275	8,178,588	7,589,474	5,596,030
Cost Type with Description: 40 - Owner's Costs	3,862,130	236,325	4,098,455	547,901	470,006

As Of:
November 30, 2023

Project Report By Cost Type

2021 Capital Bond Program

LOSD 2021

Building our future,
together

Project Name	Original Budget	Approved Budget Changes	Current Budget	Current Commitments	Actuals Approved
MC - Modernize Classroom	9,403,000	(7,973,236)	1,429,764	0	0
Cost Type with Description: 10 - Construction	7,600,000	(6,170,236)	1,429,764	0	0
Cost Type with Description: 20 - Project Contingencies	1,803,000	(1,803,000)	0	0	0
Cost Type with Description: 30 - Professional Services	0	0	0	0	0
Cost Type with Description: 40 - Owner's Costs	0	0	0	0	0
MC - LOHS Science Labs	0	4,000,000	4,000,000	845,640	18,157
Cost Type with Description: 10 - Construction	0	0	0	0	0
Cost Type with Description: 20 - Project Contingencies	0	3,154,254	3,154,254	0	0
Cost Type with Description: 30 - Professional Services	0	845,533	845,533	845,533	18,050
Cost Type with Description: 40 - Owner's Costs	0	213	213	107	107
MC - LHS Science Labs	0	4,000,000	4,000,000	824,627	18,169
Cost Type with Description: 10 - Construction	0	0	0	0	0
Cost Type with Description: 20 - Project Contingencies	0	3,175,373	3,175,373	0	0
Cost Type with Description: 30 - Professional Services	0	824,520	824,520	824,520	18,062
Cost Type with Description: 40 - Owner's Costs	0	107	107	107	107
MC - Technology Infrastructure	0	3,173,236	3,173,236	2,879,596	2,879,596
Cost Type with Description: 10 - Construction	0	250,000	250,000	22,925	22,925
Cost Type with Description: 20 - Project Contingencies	0	65,624	65,624	0	0

As Of:
November 30, 2023

continued...

Project Report By Cost Type 2021 Capital Bond Program

LOSD 2021

Building our future,
together

Project Name	Original Budget	Approved Budget Changes	Current Budget	Current Commitments	Actuals Approved
MC - Technology Infrastructure continued...					
Cost Type with Description: 30 - Professional Services	0	0	0	0	0
Cost Type with Description: 40 - Owner's Costs	0	2,857,612	2,857,612	2,856,671	2,856,671
PCR - Priority Capital Repairs	12,321,000	(6,400,000)	5,921,000	27,500	9,731
Cost Type with Description: 10 - Construction	10,400,000	(4,506,500)	5,893,500	0	0
Cost Type with Description: 20 - Project Contingencies	1,921,000	(1,921,000)	0	0	0
Cost Type with Description: 30 - Professional Services	0	27,500	27,500	27,500	9,731
Cost Type with Description: 40 - Owner's Costs	0	0	0	0	0
PCR - Districtwide Flooring	0	800,000	800,000	593,901	591,442
Cost Type with Description: 10 - Construction	0	534,043	534,043	534,043	531,584
Cost Type with Description: 20 - Project Contingencies	0	200,621	200,621	0	0
Cost Type with Description: 30 - Professional Services	0	5,222	5,222	5,168	5,168
Cost Type with Description: 40 - Owner's Costs	0	60,115	60,115	54,690	54,690
PCR - Palisades Elementary Renovation	8,560,000	3,000,000	11,560,000	6,214,402	5,970,329
Cost Type with Description: 10 - Construction	6,700,000	15,500	6,715,500	4,780,903	4,615,721
Cost Type with Description: 20 - Project Contingencies	458,132	2,414,414	2,872,546	0	0
Cost Type with Description: 30 - Professional Services	1,152,340	33,364	1,185,704	741,847	674,353
Cost Type with Description: 40 - Owner's Costs	249,528	536,722	786,250	691,652	680,255

As Of:
November 30, 2023

continued...

Project Report By Cost Type 2021 Capital Bond Program

LOSD 2021

Building our future,
together

Project Name	Original Budget	Approved Budget Changes	Current Budget	Current Commitments	Actuals Approved

PCR - Uplands Modulares	0	3,000,000	3,000,000	2,934,531	2,918,566
Cost Type with Description: 10 - Construction	0	2,922,010	2,922,010	2,922,010	2,906,045
Cost Type with Description: 20 - Project Contingencies	0	62,554	62,554	0	0
Cost Type with Description: 30 - Professional Services	0	9,583	9,583	6,668	6,668
Cost Type with Description: 40 - Owner's Costs	0	5,852	5,852	5,852	5,852
RG - River Grove Elementary Replacement	48,230,000	4,175,000	52,405,000	49,948,332	29,973,154
Cost Type with Description: 10 - Construction	39,000,000	4,508,257	43,508,257	43,508,257	24,516,861
Cost Type with Description: 20 - Project Contingencies	2,579,739	(1,009,488)	1,570,252	0	0
Cost Type with Description: 30 - Professional Services	4,581,550	175,722	4,757,272	4,651,639	4,037,506
Cost Type with Description: 40 - Owner's Costs	2,068,711	500,508	2,569,219	1,788,436	1,418,787
SS - Safe & Secure Campuses	2,852,000	0	2,852,000	272,583	253,653
Cost Type with Description: 10 - Construction	2,340,000	0	2,340,000	175,753	157,886
Cost Type with Description: 20 - Project Contingencies	512,000	(99,254)	412,747	0	0
Cost Type with Description: 30 - Professional Services	0	30	30	30	30
Cost Type with Description: 40 - Owner's Costs	0	99,224	99,224	96,800	95,737
Grand Totals	180,000,000	8,000,000	188,000,000	76,278,708	52,005,242

As Of:
November 30, 2023

*Budget Transfers Current Period
2021 Capital Bond Program*

**LOSD
2021**

Building our future,
together

Project	Description	Transfer Amount	Current Budget	Estimate at Completion	Forecasted Over/ (Under)
2021 Program	Transfer from Lake Oswego Middle School - unallocated funds	4,000,000	11,000,000	11,000,000	0
Lake Oswego Middle School	Transfer to 2021 Program - unallocated funds	(4,000,000)	85,000,000	85,000,000	0
Priority Capital Repairs	Transfer to Palisades for Phase 2	(2,600,000)	5,921,000	5,921,000	0
Palisades Elementary	Transfer from Priority Capital Repairs for Phase 2	2,600,000	11,560,000	11,560,000	0

*As Of:
November 30, 2023*