

Anonymous Alerts

Anonymous Alerts® is an app that helps you to **report incidents** and **safety concerns** to school staff



Anonymous Alerts® is only available for students at Darien High School and Middlesex Middle School

Report Issues and Concerns

- Harassment
- Potential Bullying
- Suicidal Thoughts or Threats
- Weapons on Campus
- Threats to Students, Staff, School



Anonymous Reporting Available on Every Platform



Apple®

iPhone

iPad



Android®

Smart Phone

Tablet



Chromebook

Chromebooks



Computer

Windows

Mac



How to Access Anonymous Alerts

Anonymous Alerts® 



From the Internet:

<https://tips.anonymousalerts.com/darienps>



From your Smartphone or Tablet (Apple / Android)

Download the **Anonymous Alerts®** app

Start the App & Enter Activation Code: **darienps**

Send important reports to school officials

Add a screenshot or photo about the incident





Mobile App Main Menu

Send Incident Report

Share your issue or concern

My Message Center

Send a reply message back to school administrators

Help and Resources

Access links to helpful information

Emergency Phone Numbers

See list of phone or text numbers to contact for emergencies

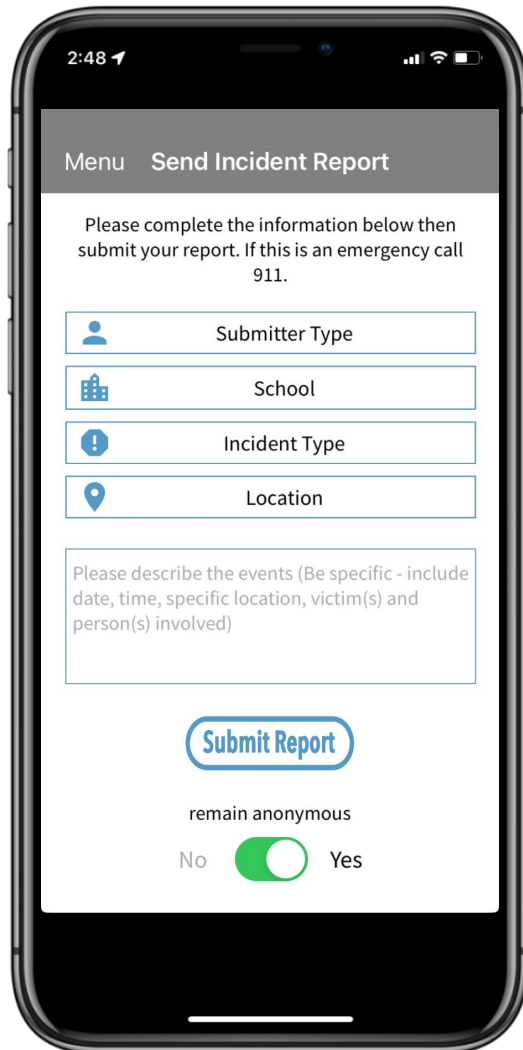
What are the Reporting Hours?



Send Incident Reports on School Days - 7 AM – 3:30 PM

No Reporting Outside of these Hours

**If you need help immediately,
Click the  icon in the Main Menu
to contact one of the listed numbers**

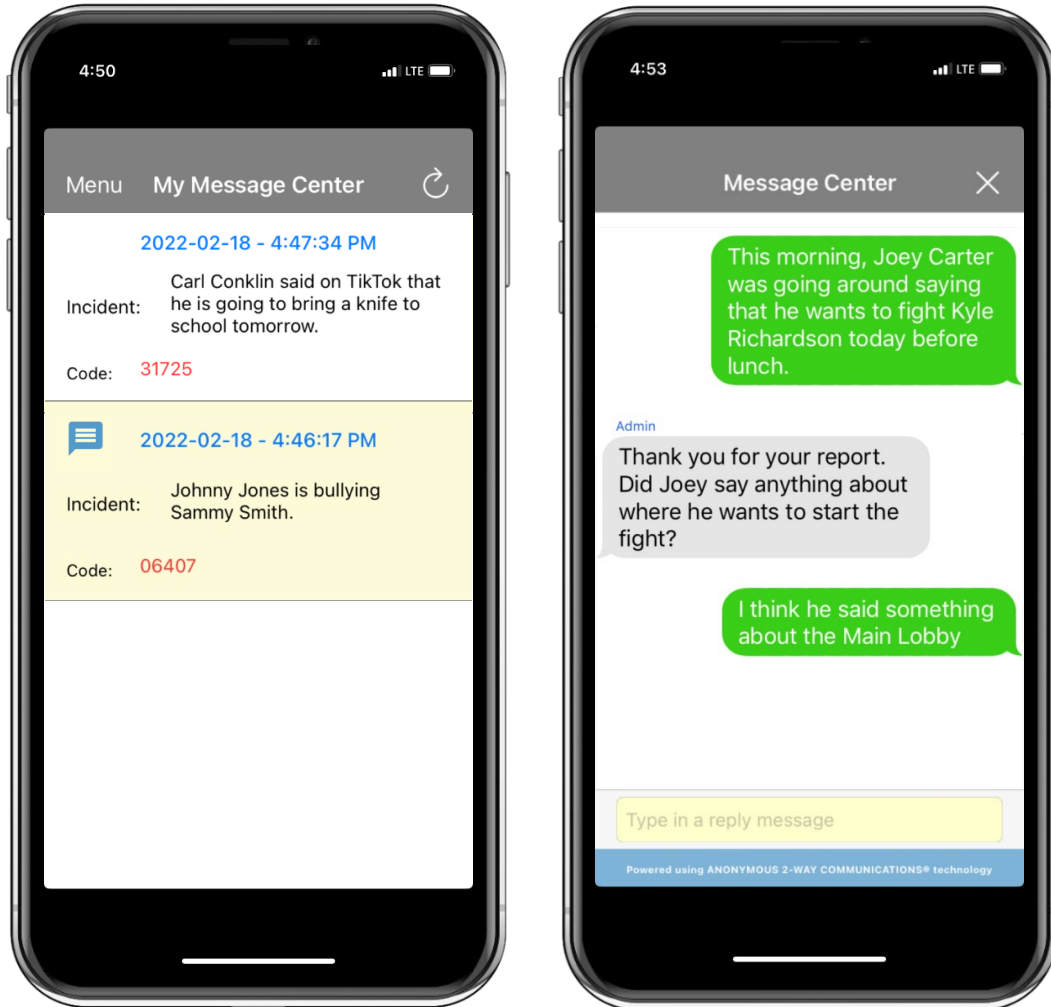


The image shows a smartphone screen with the 'Send Incident Report' form. The form includes a menu bar at the top with 'Menu' and 'Send Incident Report'. Below the menu, there is a instruction: 'Please complete the information below then submit your report. If this is an emergency call 911.' The form has four input fields: 'Submitter Type' (with a person icon), 'School' (with a school building icon), 'Incident Type' (with an exclamation mark icon), and 'Location' (with a location pin icon). Below these fields is a text area for 'Please describe the events (Be specific - include date, time, specific location, victim(s) and person(s) involved)'. At the bottom of the form is a blue 'Submit Report' button. Below the button is a toggle switch for 'remain anonymous' with 'No' and 'Yes' options. The toggle is currently set to 'Yes'.

Simple Steps for Easy Incident Submission

1. Select Submitter Type
2. Select your school
3. Say what and where it happened
4. Describe the event in detail
5. Decide to be **anonymous** or **not-anonymous**
6. Press **SUBMIT REPORT**

Optionally, send photo/video/screenshot media



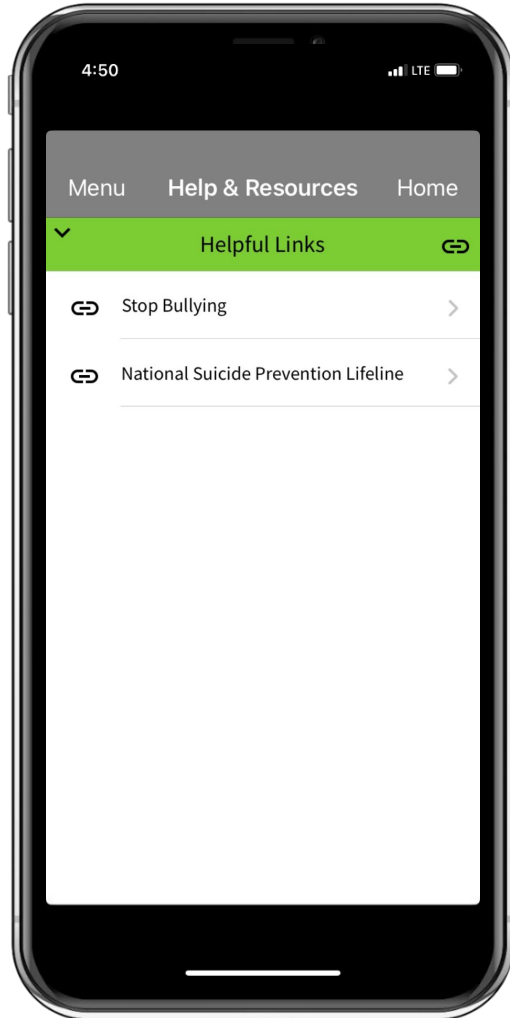
My Message Center – 2 Way Chat

Student submitters can chat with **designated school officials** about their reported concern

Students can view previously submitted incidents

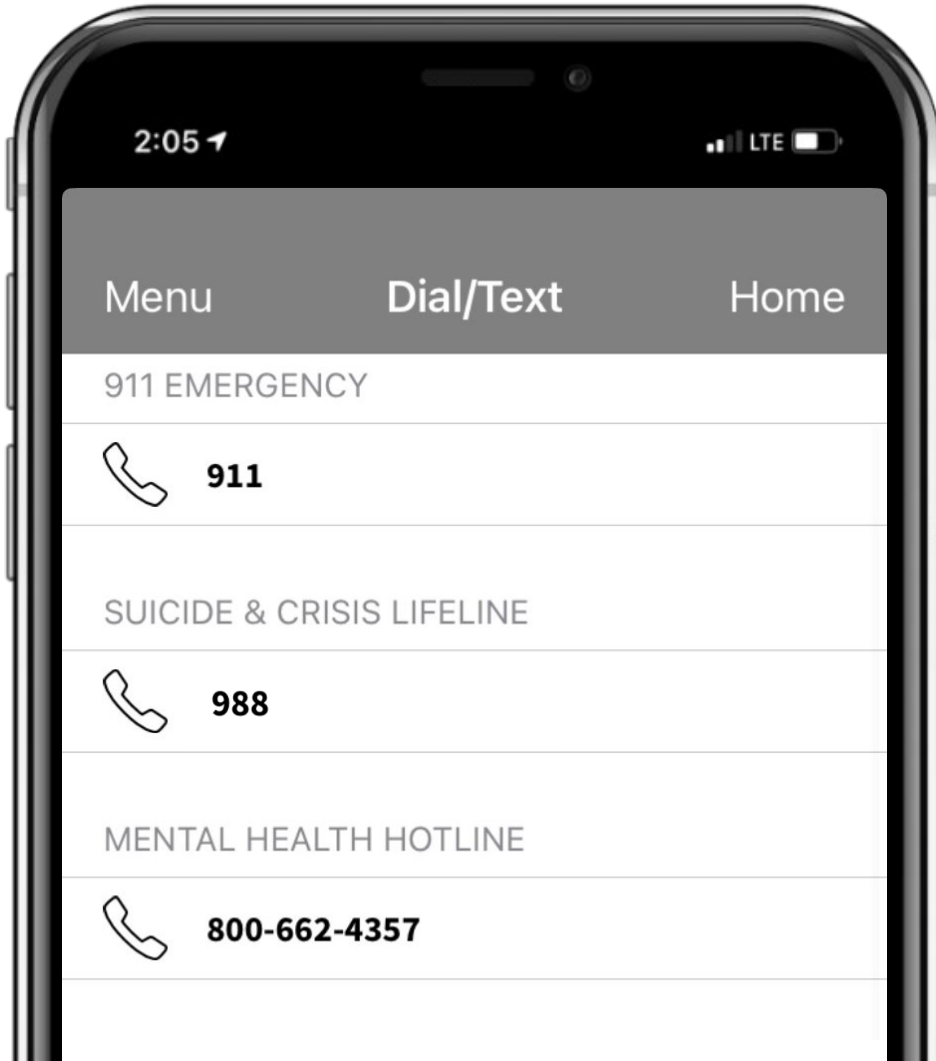
Students can send reply messages to share more information with a school official once the school official sends an initial reply.

You can still be anonymous. You get to decide.



Student Help and Resources Section


- Easy to access in the mobile apps
- Populated with various web links and video content
- Social emotional learning content/info/links
- Mental health and safety resources
- Dedicated video section



Help Numbers – Dial or Text

- List of helpful phone or texting numbers
- Dial: 911, local or national hotlines
- Text: crisis lifelines or counseling
- Use for emergencies

Select a language ▼

Anonymous Alerts® 

Available on the App Store

GET IT ON Google play

Step 1 of 3:


Students in the school community can anonymously submit reports to a school administrator about harassment or potential bullying, suicidal thoughts or threats, threat against student, staff or school building, and weapons on campus.


We encourage you to report important issues. Once you complete the form, you will receive a confirmation that your information has been submitted to the school district.


False reporting will be taken seriously to the full extent of the law.


This system will be **monitored between the hours of 7 am to 3:30 pm** during the school year. Any reports submitted outside of these hours or during holidays will be responded to during the following normally scheduled school day.

Please do not use this system for issues requiring immediate assistance.
If this is an emergency requiring immediate assistance, please call 911 or the National Suicide Prevention Lifeline at 1-800-273-8255.

 Submitter Type:





 *School:

 Location:

 *Report Incident: *Please describe the events (Be specific - include date, time, specific location, victim(s) and person(s) involved)*

Please describe the events (Be specific - include date, time, specific location, victim(s) and person(s) involved)

Characters Remaining:

 Click to add photo/screenshot/video

Please click Submit button only once. Do not click multiple times.

<https://tips.anonymousalerts.com/darienps>

Dedicated reporting website

- Access on any Internet connected browser
- Same info to complete as mobile app
- Use computer or mobile device
- You can submit reports anonymously
 - Send replies by text or email anonymously

Anonymous Alerts

Send a report online:

<https://tips.anonymousalerts.com/darienps>

FROM YOUR SMARTPHONE OR TABLET

- Download the Anonymous Alerts[®] app
- Start the app, enter **Activation Code: darienps**
- Send important reports to school officials
- Add a screenshot, photo or video about the incident

