



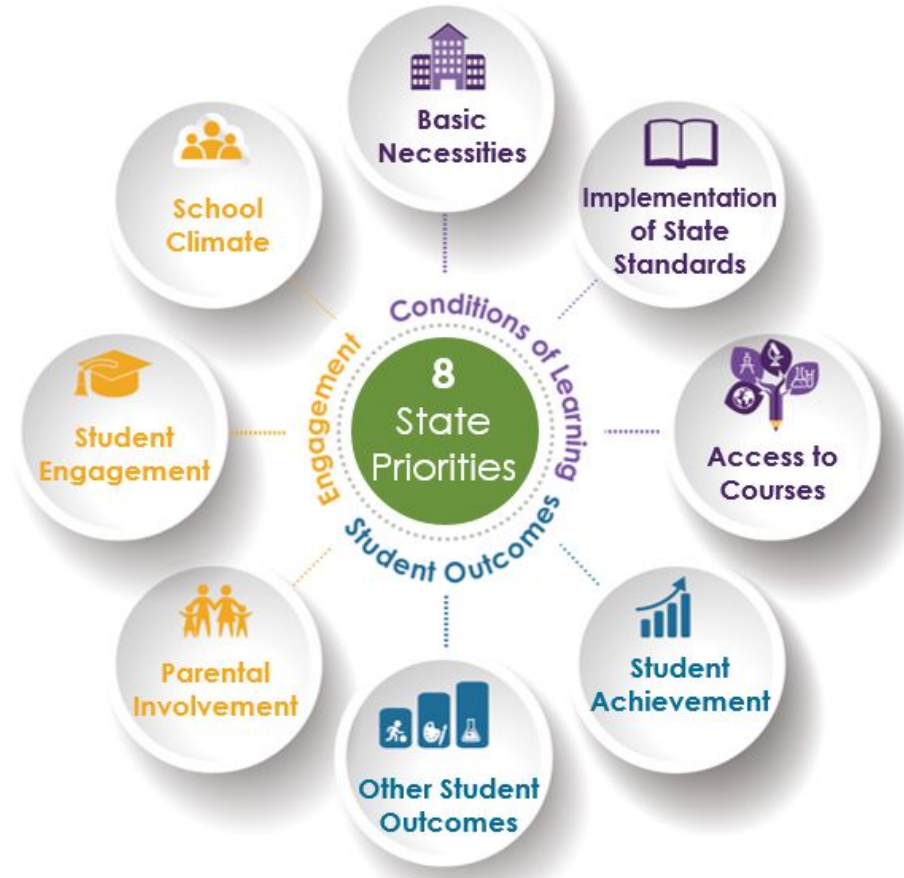
San Pasqual Union CA Dashboard LOCAL INDICATORS



8 State Priorities

5 Local Indicators

- Basic Necessities
- Implementation of State Standards
- Access to Courses
- Parental Involvement
- School Climate





Priority 1 Basic Conditions

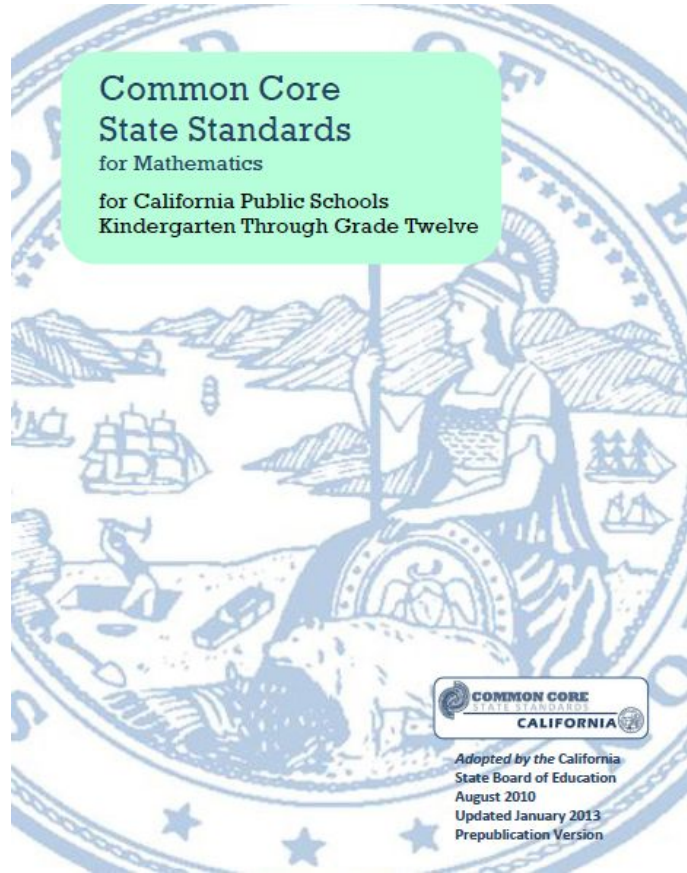


- All SPU teachers properly credentialed
 - 0 current misassignments
- Students have access to curriculum
- Campus is safe and clean



Priority 2 Implementation of Academic Standards

- Implementing current state standards in all subject areas





Priority 3 Parent Engagement



- 93% School encourages parent involvement
- 96% Feel welcome at school
- 93% School allows input and welcomes contributions
- 94% School encourages parents to be active partners
- 74% School actively seeks input before making decisions



To Increase Stakeholder Input . . .

- Coffee with the Principal
- SSC calendar
- School Improvement Committee
- State of the District Address
- Collaboration of volunteer groups





Priority 6 School Climate

5th Grade
Results

- 87% feel safe at school (+8%)
- 78% report the school helps students resolve conflicts with one another (+1%)
- 50% feel close to people at school (-6%)
- 81% feel like they are a part of the school (+4%)



Priority 6 School Climate (cont.)

5th Grade
Results

- 89% feel proud to belong to their school (+4%)
- 98% report that teachers and other grown-ups make it clear that bullying is NOT allowed (+3%)



Priority 6 School Climate (cont.)

7th Grade
Results

- 87% feel safe at school (+17%)
- 72% report that the teachers at this school treat students fairly (+13%)
- 83% feel close to people at school (+8%)
- 75% feel like they are a part of the school (+8%)



Priority 6 School Climate (cont.)

7th Grade
Results



- 31% report they do things at school that make a difference (-15%)
- 26% report that they have been cyberbullied within the past 12 months (-7%)



Priority 6 School Climate (cont.)

Takeaways

- Most responses suggest students feel safe and connected at school
- Initiatives working – Trending in right direction
- Areas of concern
 - $\frac{1}{2}$ of 5th graders feel close to people at school.
 - $\frac{1}{3}$ of 7th graders report they do things at school that make a difference.
 - $\frac{1}{4}$ of 7th graders report being victim of cyberbullying



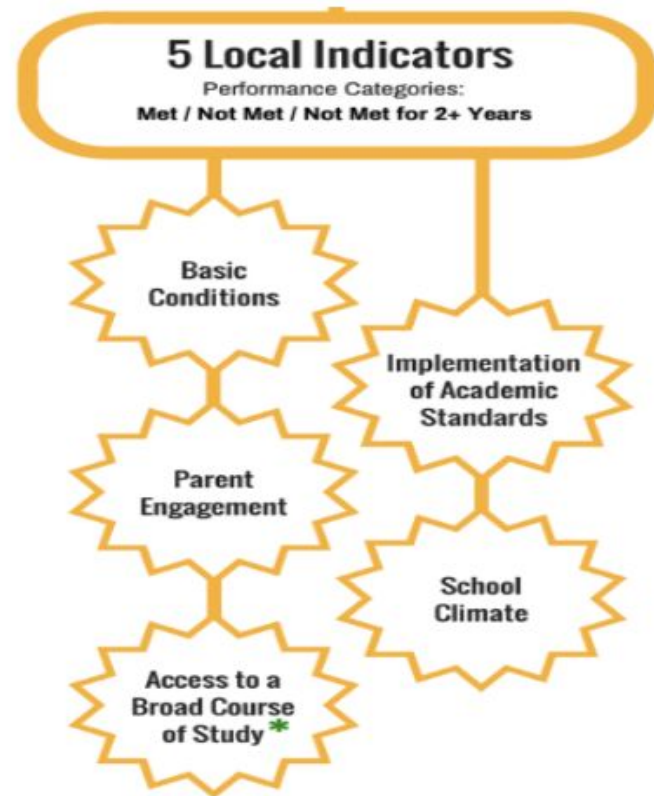
Priority 7 Broad Course of Study



- All students have access to a broad course of study (i.e., ELA, Math, Science, etc.)
- Changes to MS Master Schedule
 - 18/19 Homeroom & Exploratory Wheel
 - 19/20 Character Block & Op Hour
- Continue
 - Extension of Kindergarten Day
 - After school tutorial
 - Summer Library for ELs

“STANDARDS MET”

All 5 Local
Indicators





Next Steps

Board Presentation
10/8/19

Submit to CDC
11/1/19

CA Dashboard
Updated
December 2019

Any questions?

