



SAN PASQUAL UNION SCHOOL DISTRICT

2021 PLANS & COMPLIANCE REPORTS

GOVERNING BOARD REGULAR MEETING, 6/22/21
MARK BURROUGHS, SUPERINTENDENT/PRINCIPAL

* 7 PLANS AND COMPLIANCE REPORTS

- + American Rescue Plan Act ESSER III
Safe Return to In-Person Instruction Plan
- + Annual Updates:
 - × 2019-20 LCAP
 - × 2020-21 Learning Continuity & Attendance Plan
- + 2021 LCAP
- + 2021-22 LCFF Budget Overview for Parents
- + 2021 ESSA Federal Addendum Update
- + 2021 Local Performance Indicators Self-Reflection



AMERICAN RESCUE PLAN ACT ESSER III


* SAFE RETURN TO IN-PERSON INSTRUCTION PLAN

- + \$508,554 Projected ESSER III Funding:
 - × \$406,843 (“support coronavirus response activities”)
 - × \$101,711 or 20% (“learning loss”)
- + Conditioned on having a “return to school plan” by 3/11/21
 - × SPUUSD’s plans presented to Governing Board on 2/9/21
- + “Assurances” include 6-month reviews, community input, follow CDC guidance, etc.
- + SPU has allocated some ESSER III \$\$ for HVAC replacement
- + Spend by September 2024



✧ ANNUAL UPDATE FOR 2019-20 LCAP

- + 2019-20 LCAP
 - × 3 Overarching Goals,
all connected to Academic Achievement
- + Increased English Language Arts
 - × **+9%**
- + Increased Mathematics
 - × **+5%**
- + Largest gains in subgroups




* 2019 CAASPP RESULTS

English Language Arts

- × White +12.9
- × English Learners **+19**
- × Reclassified EL **+24.4**
- × Socioeconomically Disadvantaged **+34.9**
- × Students with Disabilities **+19.6**

Mathematics


- × White +3
- × English Learners **+21.4**
- × Reclassified EL **+32**
- × Socioeconomically Disadvantaged **+26.9**
- × Students with Disabilities **+28.6**



ANNUAL UPDATE FOR 2020-21

✦ LEARNING CONTINUITY & ATTENDANCE PLAN

- + Distance Learning
- + In-Person Instructional Offerings
- + Pupil Learning Loss
 - MAPs - Winter 2020 to Winter 2021
 - × **ELA -6%** (74% to 68%)
 - × **Math -3%** (62% to 59%)
- + Mental Health
- + Engagement and Outreach
 - × 97% of parents report school encourages parental partnerships



✧ 2021 LCAP - PROPOSED GOALS

1. Increase Academic Achievement for All *Students*
2. Build *Students* of Character and Confidence
3. Provide *Students*, Staff, and Visitors as Safe, Clean, and Well-Maintained School
4. Promote Family and Community Partnerships that Enhance *Student* Opportunities and Outcomes



☀️ GOAL #1 - INCREASE ACADEMIC ACHIEVEMENT FOR ALL STUDENTS

Actions

- × Reading Specialist
- × EL Teacher
- × Teacher Development
- × Curriculum & Tech

Metrics

- × CAASPP & CAST
- × EL Progress
- × MAP
- × Curricular Adoptions, Tech Refresh



✨ GOAL #2 - BUILD STUDENTS OF CHARACTER AND CONFIDENCE

Actions

- × MTSS Implementation
- × SEL/Arts Teacher
- × Digital Citizenship Program
- × PE Teacher

Metrics

- × Program Implementation (MTSS, SEL, Digital Citizenship)
- × Attendance
- × Climate Surveys
- × Physical Fitness Testing



✧ GOAL #3 - PROVIDE STUDENTS, STAFF, AND VISITORS AS SAFE, CLEAN, & WELL-MAINTAINED SCHOOL

Actions

- × Preventive & Deferred Maintenance Plans & Contributions
- × Safety and COVID Mitigation Plans

Metrics

- × Surveys
- × Facility Inspection Tool (FIT)
- × Deferred Maintenance Contributions (+5%/year)



☀️ GOAL #4 - PROMOTE FAMILY AND COMMUNITY PARTNERSHIPS THAT ENHANCE STUDENT OPPORTUNITIES AND OUTCOMES

Actions

- × Communication outreach efforts
- × Partnerships that promote academic & career exploration


Metrics

- × Surveys
- × Volunteer rates
- × Partnerships established/maintained
- × Student enrollment




✨ 2021-22 LCFF BUDGET OVERVIEW FOR PARENTS

Total Projected Revenue for 2021-22	\$6,681,081
LCFF Supplemental & Concentration Grants Projected for 2021-22	\$252,477 (3.75%)
Total Budgeted General Fund Expenditures for 2021-22	\$6,412,133
Total Budgeted Expenditures in the 2021 LCAP	\$1,887,476
Total Budgeted Expenditures for High Needs Students in the 2021 LCAP	\$339,300
Expenditures not in the LCAP	\$4,524,657



* 2021 ESSA FEDERAL ADDENDUM

- + Required to Receive Federal Monies
 - × *Title I, Title II, Title III, Title IV, REAP*
- + \$140,000/year (<3% total LCFF revenue)
- + Funds:
 - × Instructional Aides
 - × Professional Development
 - × EL Teacher (partial)
 - × Technology



2021 LOCAL PERFORMANCE INDICATORS

* SELF-REFLECTION

- + Appropriately Assigned Teachers
- + Access to Standards-Aligned Curriculum
- + Safe, Clean, & Functional School
- + Standards-Aligned Instructional Programs
- + Parent & Family Engagement
- + School Climate



QUESTIONS?

