

San Pasqual Union School District LCAP Mid-Year Report 2022

Mark Burroughs, Superintendent/Principal
Tammy Lee, Assistant Principal

*Board of Education Regular Meeting
February 8, 2022*



- » Financial Updates
 - » 2021-22 LCAP Actions & Services Mid-Year Report
 - » Supplement to the Annual Update to the 2021-22 LCAP
 - » Budget Overview for Parents
- » Academic Updates
 - » *Available* mid-year outcome data related to metrics in the 2021-22 LCAP

2021-22 LCAP Actions & Services Mid-Year Report

Goal 1 - Increase academic achievement for students

3

- » *Minimal or no changes . . .*
 - » Staffing (Reading Specialist, EL Teacher, School Improvement Committee, Instructional Aides)
 - » Curriculum (science, math, writing)
- » *Updates . . .*
 - » Expanded summer school, PD moved from within-year to summer (sub shortage)

2021-22 LCAP Actions & Services Mid-Year Report

Goal 2 - Build Students of Character & Confidence

- » *Minimal or no changes . . .*
 - » Staffing (School Psychologist, SEAL Teacher, PE Teacher & Aide)
- » *Updates . . .*
 - » Care Solace (multi-year), PE supplies (pending)

2021-22 LCAP Actions & Services Mid-Year Report

Goal 3 - Provide Students, Staff, & Visitors a Safe, Clean, and Well-Maintained School

5

- » *Minimal or no changes . . .*
 - » MFTO (salaries & operating expenses),
Safety (cameras, lights)
- » *Updates . . .*
 - » HVAC Replacement (-\$150k)

2021-22 LCAP Actions & Services Mid-Year Report

Goal 4 - Promote Family & Community Partnerships That Enhance Student Outcomes and Opportunities 6

- » *Minimal or no changes . . .*
 - » Communications, Student Management System, Garden (grant \$\$)
- » *Updates . . .*
 - » Translation Services (open source)

Supplement to the Annual Update to the 2021-22 LCAP ESSER III - Strategies for Continuous and Safe In-Person Learning

7

	Budget	Actual
HVAC Replacement (partial)	\$272,000	\$198,658
Daily Substitute Teacher	\$32,420	\$9,687
Additional Custodian (2 yrs)	\$30,000	\$5672
PPE/Cleaning Supplies	\$10,000	TBD
MERV 13 Air Filter Replacements (2 yrs)	\$5,000	\$51

Supplement to the Annual Update to the 2021-22 LCAP

ESSER III - Strategies for Addressing the Impact of Lost Instructional Time

	Budget	Actual
Math Specialist (2022-23)	\$84,500	\$0 (Funds may be re-allocated to SpEd & site sub)
Summer School (2022 & 2023)	\$60,000	\$0
Curriculum (EL newcomers, Literacy)	\$9,246	\$4,185
Internet “Hot Spots”	\$0	\$259

2021-22 Budget Overview for Parents Update

Budget Item	2021-22 Adopted Budget Amount	2021-22 Amount per Budget Act	Difference
Total LCFF Funds	\$4,806,583	\$4,806,583	\$0
LCFF Supplemental/Concentration Grants	\$252,447	\$252,447	\$0
All other State Funds	\$736,006	\$840,543	\$104,537 (Educator Effectiveness Block Grant)
All local funds	\$645,531	\$645,531	\$0
All federal funds	\$492,961	\$492,961	\$0
Total Projected Revenue	\$6,681,081	\$6,785,618	\$104,537

Available Mid-Year Outcome Data Related to Metrics in the 2021-22 LCAP: LCAP Annual Measures

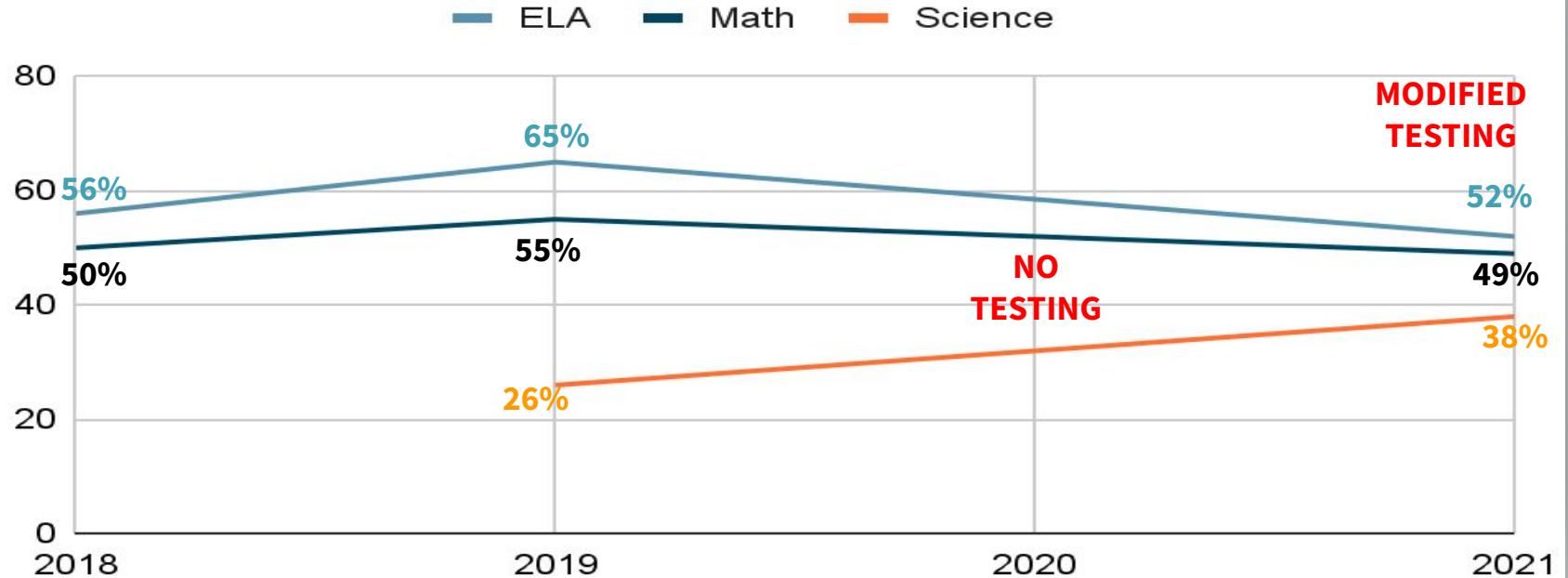
10

- » CAASPP
 - » 2021 State Data Disaggregation (pending)
 - » 2022 State Testing (May 2022)
- » ELPAC (February/March 2022)
- » Winter Maps (in progress)
- » CHKS & LCAP Surveys (Jan-March 2022)
- » FIT (March 2022)



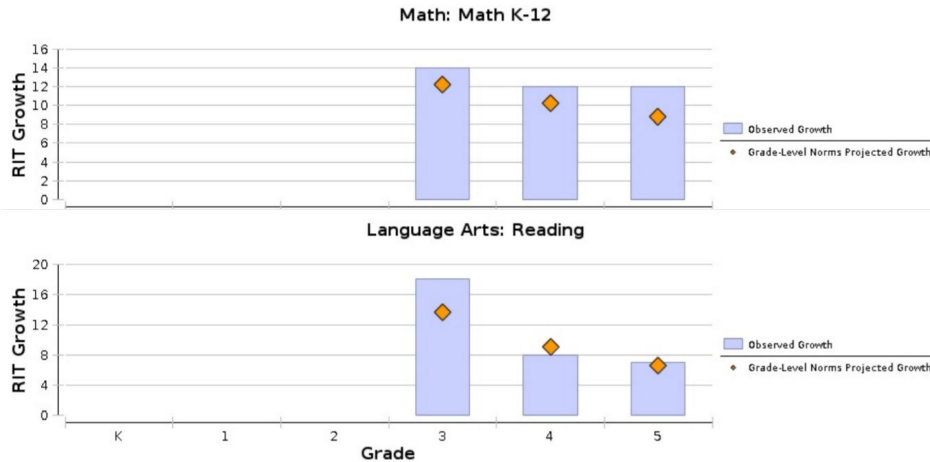
Available Mid-Year Outcome Data Related to Metrics in the 2021-22 LCAP: CAASPP Trends

CAASPP Trends



Available Mid-Year Outcome Data Related to Metrics in the 2021-22 LCAP: Elementary

» Fall 2020 to Fall 2021 MAPs

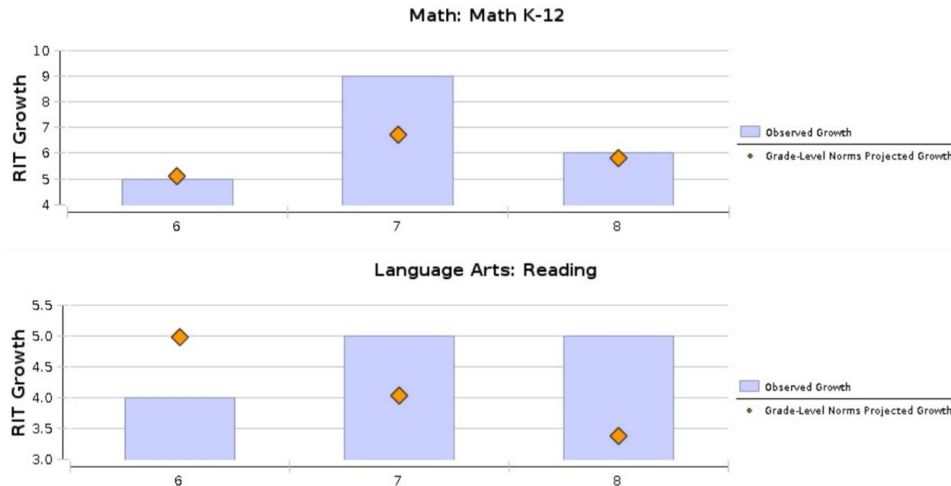


- All tested grade levels grew more than projected in Math.
- Third grade grew more than projected in both Math and Reading.
- Fourth grade did not meet projected growth in Reading.
- Fifth grade grew as projected in Reading.
- Math Achievement: 47%tile-88%tile.
- Reading Achievement: 71%tile-95%tile.

Available Mid-Year Outcome Data Related to Metrics in the 2021-22 LCAP: Middle School

13

» Fall 2020 to Fall 2021 MAPs



- 6th and 8th grew as projected in Math.
- 7th exceeded projections in Math.
- 6th grade maintained achievement in Reading (82%tile) but didn't grow.
- 7th and 8th grade grew more than projected in Reading.
- Math achievement 69%tile-75%tile (above average).
- Reading achievement 78%tile-85%tile (above average).

Available Mid-Year Outcome Data Related to Metrics in the 2021-22 LCAP: Reading Intervention

14

Reading Specialist Team:

Christine English, Silvia Uceda-King, John Mayo, Lorena Orduno

Services:

Reading Recovery Lessons

Grade Level Content-Comprehension Lessons

Fluency Lessons

Orton-Gillingham Lessons

Available Mid-Year Outcome Data Related to Metrics in the 2021-22 LCAP: Reading Intervention

15

Just the Numbers...

- » 35 students - Grades 1- 8
- » 4 - 5 Individual Reading Lessons Per Student Each Week
- » 1,257 Reading Lessons Taught
- » 25,140 Minutes of Individualized Instruction
- » 94% of Students Have Advanced At Least 1 DRA Level
- » 1 Student Has Exited the Program
- » 6% of Students Have Not Advanced a DRA Level
- » 6% of Students Have Been Referred For a Formal Special Ed Assessment
- » 100% Teacher Satisfaction
- » MORE RESULTS TO COME AT THE END OF TRIMESTER 2

English Language Development

In ELD, English Learners have made progress in their academic language growth by:

- recognizing the differences between casual and formal language
- increasing oracy with practice of listening and speaking skills aligned with the EL Roadmap
- developing reading comprehension strategies that focus on vocabulary, language use, and word choice
- incorporating strategies (including graphic organizers, frames, and RACE method) to justify an opinion, write about academic information, and respond to a variety of prompts
- evaluating data to support or refute a claim while also providing evidence.

The ELPAC will be administered to all EL students starting on February 23. When results are posted, evidence of growth is expected.

Questions?

17

