
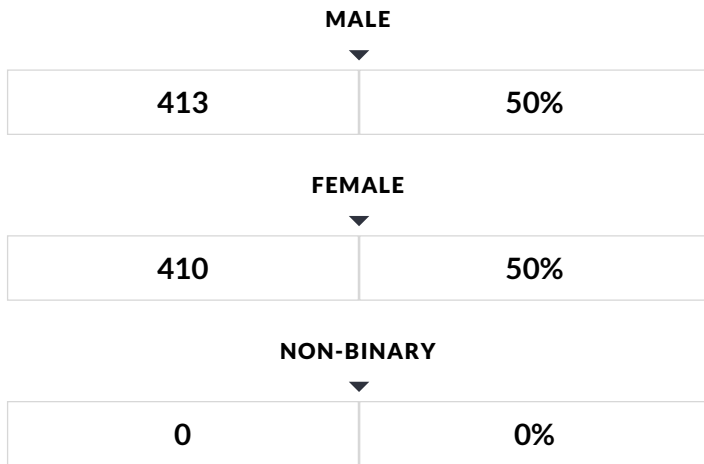


This report provides enrollment counts for schools and districts by various demographic groups for the 2021 - 22 school year. These enrollment data are collected as part of NYSED's Student Information Repository System (SIRS). These counts are as of "BEDS Day" which is typically the first Wednesday in October. For nonpublic school enrollment data please see the Non-Public School Enrollment and Staff information on our Information and Reporting Services webpage.

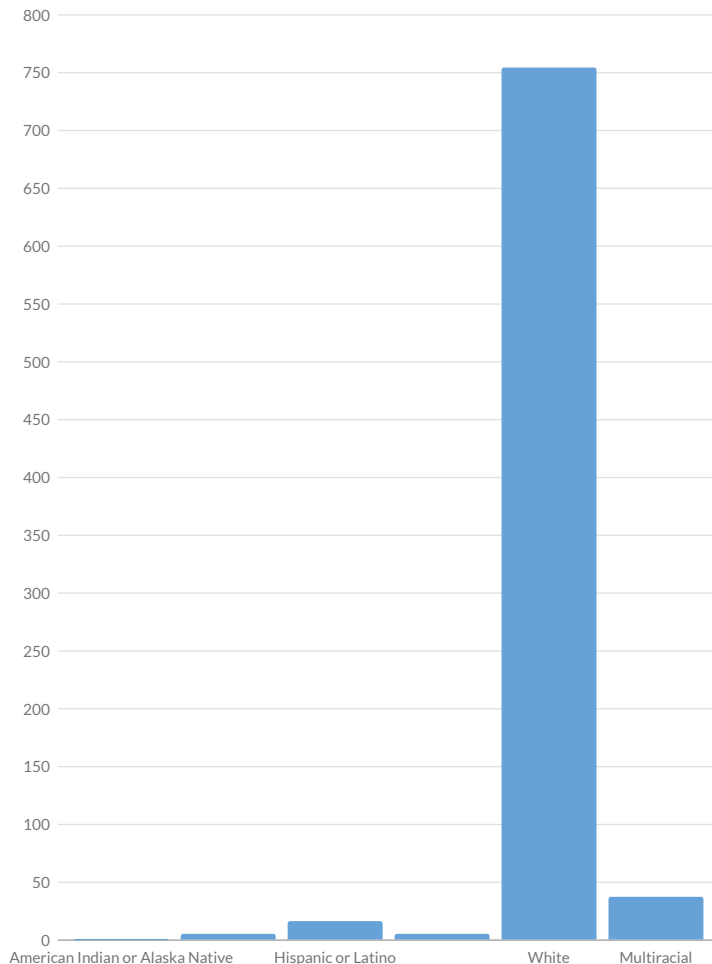
FRANKFORT-SCHUYLER CSD ENROLLMENT (2021 - 22)

K-12 Enrollment: 823

ENROLLMENT



ENROLLMENT BY ETHNICITY



AMERICAN INDIAN OR ALASKA NATIVE



BLACK OR AFRICAN AMERICAN



HISPANIC OR LATINO



ASIAN OR NATIVE HAWAIIAN/OTHER PACIFIC ISLANDER



WHITE



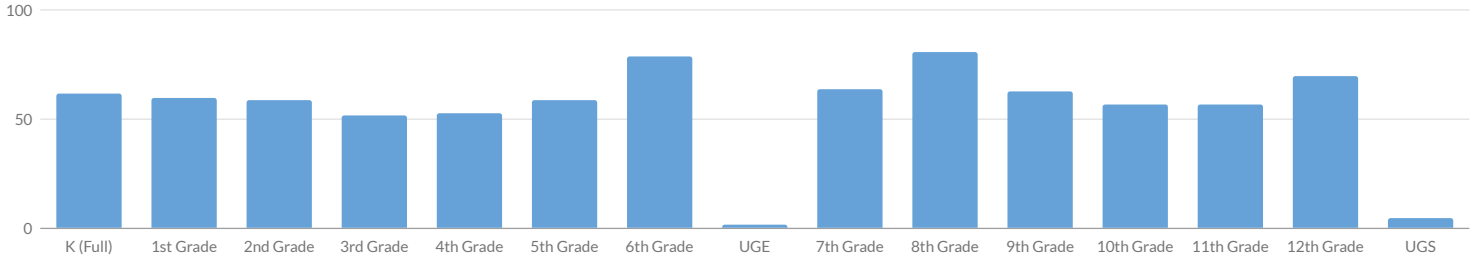
MULTIRACIAL



OTHER GROUPS

ENGLISH LANGUAGE LEARNERS		STUDENTS WITH DISABILITIES		ECONOMICALLY DISADVANTAGED	
25	3%	118	14%	385	47%
MIGRANT		HOMELESS		FOSTER CARE	
—	—	—	—	—	—
				PARENT IN ARMED FORCES	
				—	—

ENROLLMENT BY GRADE



K (FULL DAY)		1ST GRADE		2ND GRADE		3RD GRADE	
62	7%	60	7%	59	7%	52	6%
4TH GRADE		5TH GRADE		6TH GRADE		UNGRADED ELEMENTARY	
53	6%	59	7%	79	9%	2	0%
7TH GRADE		8TH GRADE		9TH GRADE		10TH GRADE	
64	8%	81	10%	63	7%	57	7%
11TH GRADE		12TH GRADE		UNGRADED SECONDARY			
57	7%	70	8%	5	1%		

© COPYRIGHT NEW YORK STATE EDUCATION DEPARTMENT, ALL RIGHTS RESERVED.

THIS DOCUMENT WAS CREATED ON: APRIL 11, 2023, 6:01 PM EST