

SAN PASOQUAL UNION SCHOOL DISTRICT

LCAP DATA PRESENTATION

Presented by:


Mark Burroughs, Superintendent/Principal



SURVEY RESPONSE RATES

	CA Healthy Kids Survey	LCAP Survey
Staff	46%	43%
Families	41%	16%
Students	83%	99%


LCAP GOALS



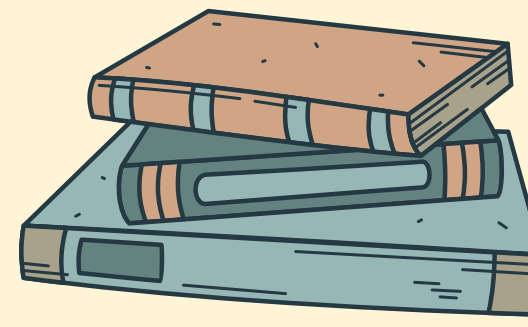
**ACADEMIC
ACHIEVEMENT**



**SAFETY AND
FACILITIES**



**STUDENT
WELLNESS**



**PARENT
ENGAGEMENT**

GOAL #1 - ACADEMIC ACHIEVEMENT

QUALITY OF EDUCATION

	% Satisfaction	Change From Prior Year
Teachers	95	0
Classified	100	0
Elementary Parents	94	-6
MS Parents	82	-7

GOAL #1 - ACADEMIC ACHIEVEMENT

QUALITY OF EDUCATION

	% Satisfaction	Change From Prior Year
4th Graders	91	-3
6th Graders	82	+12
8th Graders	67	-10

GOAL #1 - ACADEMIC ACHIEVEMENT

QUALITY OF TEACHING

	% Satisfaction	Change From Prior Year
Teachers	91	+10
Classified	100	0
Elementary Parents	91	-2
MS Parents	82	-7

GOAL #1 - ACADEMIC ACHIEVEMENT

QUALITY OF TEACHING

	% Satisfaction	Change From Prior Year
4th Graders	95	+6
6th Graders	67	-1
8th Graders	62	-15

GOAL #1 - ACADEMIC ACHIEVEMENT
ACADEMIC RIGOR

	% Satisfaction	Change From Prior Year
Teachers	86	-3
Classified	100	+7
Elementary Parents	79	-16
MS Parents	65	-16

GOAL #1 - ACADEMIC ACHIEVEMENT

ACADEMIC SUPPORTS

	% Satisfaction	Change From Prior Year
Teachers	59	-15
Classified	100	+21
Elementary Parents	82	-9
MS Parents	65	-9

GOAL #2 - STUDENT WELLNESS

SOCIAL EMOTIONAL SUPPORTS

	% Satisfaction	Change From Prior Year
Teachers	68	+26
Classified	100	+14
Elementary Parents	70	-23
MS Parents	53	-21

GOAL #2 - STUDENT WELLNESS

SOCIAL EMOTIONAL INDICATORS

	5th Graders	7th Graders
School Connectedness	83% (+4%)	51% (-9%)
Social Emotional Distress	n/a	31% (+9)
Frequent Sadness (past 12 months)	21% (+5%)	33% (+5%)
Considered Suicide (past 12 months)	n/a	23% (+8%)

GOAL #2 - STUDENT WELLNESS

CARING TEACHERS

	% Agree	Change From Prior Year
4th Graders	96	-4
6th Graders	82	+12
8th Graders	58	-25

GOAL #2 - STUDENT WELLNESS

TRUSTED ADULT

	% Agree	Change From Prior Year
4th Graders	82	-3
6th Graders	55	+6
8th Graders	51	-7

GOAL #2 - STUDENT WELLNESS

ANTI-BULLYING CLIMATE

	% Agree	Change From Prior Year
5th Graders	77	-3
7th Graders	38	-2

GOAL #3 - SAFETY & FACILITIES

SAFETY AT SCHOOL

	% Satisfaction	Change From Prior Year
Teachers	100	+5
Classified	100	0
Elementary Parents	88	-8
MS Parents	94	+5

GOAL #3 - SAFETY & FACILITIES

SAFETY AT SCHOOL

	% Satisfaction	Change From Prior Year
4th Graders	95	+6
6th Graders	90	+18
8th Graders	76	-9

GOAL #3 - SAFETY & FACILITIES

APPEARANCE/FACILITIES UPKEEP

	% Satisfaction	Change From Prior Year
Teachers	91	+2
Classified	90	-3
Elementary Parents	91	-2
MS Parents	94	-6

GOAL #3 - SAFETY & FACILITIES

APPEARANCE/FACILITIES UPKEEP

	% Satisfaction	Change From Prior Year
5th Graders	85	-5
7th Graders	51*	+5

GOAL #4 - PARENT ENGAGEMENT

PARENT ENGAGEMENT

	% Satisfaction	Change From Prior Year
Teachers	64	-10
Classified	80	+1
Elementary Parents	94	-1
MS Parents	71	-3

GOAL #4 - PARENT ENGAGEMENT

COMMUNICATION WITH TEACHERS

	% Satisfaction	Change From Prior Year
Elementary Parents	91	-5
MS Parents	71	+12

GOAL #4 - PARENT ENGAGEMENT

COMMUNICATION WITH SCHOOL

	% Satisfaction	Change From Prior Year
Elementary Parents	88	-3
MS Parents	82	-7

TAKE-AWAYS



- **Students continue to struggle, from COVID impacts, both academically and emotionally**
- **Despite increased academic and mental health supports, more/different levels of support are still needed.**