



Jackson Public Schools

Jackson High School

544 Wildwood Ave. | Jackson, Michigan 49201
Phone 517-841-3700 | Fax 517-768-5910
jpsk12.org/jacksonhs

Annual Education Report

January 31, 2024

Dear Parents and Community Members,

We are pleased to present you with the Annual Education Report (AER) which provides key information on the 2022-2023 educational progress for Jackson High School. The AER addresses the complex reporting information required by federal and state laws. The school's report contains information about student assessment, accountability, and teacher quality. If you have questions about the AER, please contact Mrs. Monica Pierce, Principal for Instruction at monica.pierce@jpsk12.org. The Jackson High School AER is available for you to review electronically by visiting the following link: [Jackson High School AER](#) or you may review a copy in the main office/Welcome Center at Jackson High School.

For the 2021-2022 school year, schools were identified based on previous year's performance using definitions and labels as required in the Every Student Succeeds Act (ESSA). A Targeted Support and Improvement (TSI) school is one that has at least one underperforming student subgroup. An Additional Targeted Support (ATS) school is one that has three or more underperforming student subgroups. A Comprehensive Support and Improvement (CSI) school is one whose performance is in the lowest 5% of all schools in the state or has a graduation rate at or below 67% in 2021-2022. Some schools are not identified with any of these labels. In these cases, no label is given.

Jackson High School has been released as a Targeted Support and Improvement (TSI) school in the area of Special Education, specifically Students With Disabilities (SWD) and in the cohort of Two or More Races. Our highly effective best practice teaching and learning strategies include numerous interventions and supports for our identified cohorts per the federal and state accountability measures. We continue to work to revise and implement best practice teaching and learning strategies, along with providing Tier I, II and III instruction that addresses the areas of concern for our General Education students who receive Special Education services and all cohorts. Some of those interventions and strategies include but are not limited to providing reading strategies across the curriculum and providing co-taught classroom support. In addition, we are supporting at-risk students in after school tutoring opportunities and providing active utilization of daily small group learning and differentiation of instruction. We are implementing a program called AVID (Advancement Via Individual Determination) to support the "middle" performing 9th and 10th grade students.

Our JHS Leadership Team actively analyzes data from various sources, including PowerSchool, MI School Data, BAA, CEPI, and teacher created pre and post tests. We are utilizing and analyzing our data to progress monitor ALL student quantitative and qualitative data, to improve student achievement and success and reduce the achievement gap. JHS Administration, Faculty and Staff continue to raise the success expectations for ALL students. Through effective goal setting, faculty, staff and administration collaboration, analysis of formative and summative assessment data, and continuous progress monitoring of all teaching and learning efforts throughout the year, our students worked to meet or exceed their academic goals.

The following items are required by law to be addressed:

1. PROCESS FOR ASSIGNING PUPILS TO THE SCHOOL:

Jackson High School assigns students to our school based on the Jackson Public School boundaries. Jackson High School is a School of Choice school in our county and surrounding counties (ie: students from Albion-Ingham County).

2. THE STATUS OF THE 3-5 YEAR SCHOOL IMPROVEMENT PLAN:

Jackson High School is in the same plan *status* as everyone in the state following the reformation of the MICIP (Jan 2021) platform for school improvement. Our annual/monthly/trimester review of comprehensive data and compliance with regard to supervisory institutions (i.e.: MI School Data, BAA and CEPI) yields continued reflection/improvement. We emphasize improving Reading, Writing, and Mathematics proficiency and encourage parental involvement academically, and via our electives and with their support in our advanced placement and specialized courses/opportunities (visual and performing arts, world languages and service learning for our students).

3. A BRIEF DESCRIPTION OF EACH SPECIALIZED SCHOOL

Jackson High School continues to offer its rich curriculum in Viking tradition for student success with student achievement in 13 AP College Board approved courses, diverse Performing and Visual Arts programs, and World Language courses and numerous athletic opportunities for ALL students. We offer AVID teaching and learning support, and Early College and Dual Enrollment experiences to support ALL students' post-secondary college and career success. In addition, Jackson High School provides the most unique individualized student resources, including support for our General Education students who receive Special Education services, in Jackson County!

4. IDENTIFY HOW TO ACCESS A COPY OF THE CORE CURRICULUM, A DESCRIPTION OF ITS IMPLEMENTATION AND AN EXPLANATION OF THE VARIANCES FROM THE STATE’S MODEL

Jackson High School Curriculum can be located on the JPS JHS website at [Jackson High School Curriculum](#). Within a trimester calendar, students are provided with various instructional support models including best practices from AP College Board, AVID(Advancement Via Individual Determination, Literacy with Emphasis on Reading and Writing, and Mathematics.

5. THE AGGREGATE STUDENT ACHIEVEMENT RESULTS FOR ANY LOCAL COMPETENCY TESTS OR NATIONALLY NORMED ACHIEVEMENT TESTS

All JPS JHS students participate in the MSTEP Spring Testing annually in Reading, Math, Science, Social Studies and ACT WorkKeys (Juniors). During the 2021-2022 academic year, Jackson High School utilized Fall and Spring PSAT/SAT assessments for measuring student progress. For the 2022-2023 academic year, we included Pre and Post Testing in English and Math for Fall and Spring Growth measures, in addition to high stakes testing per the 2022-23 M -STEP cycle.

Please refer to the JHS Combined Education Data Reports (see link below) for a comprehensive data summary of our 2022-2023 M STEP Data. Additional information available upon request in multiple areas of achievement. The combined data reports for Jackson High School can be found at:

[JHS Combined Education Data Reports](#)

Jackson High School Outcomes 2021--2023

	2021-2022	2022-2023
SAT Total Score	873.8	889.3
SAT College and Career Readiness Benchmarks	10%	12.4%
4 Year Graduation Rate	91.2%	88.79%

Jackson High School-PSAT SAT Fall to Fall Assessment Growth Reports 2021-2022 and 2022-2023

Growth Report: Class of 2024 Fall Tests | Evidence-Based Reading and Writing

Long-Term Growth

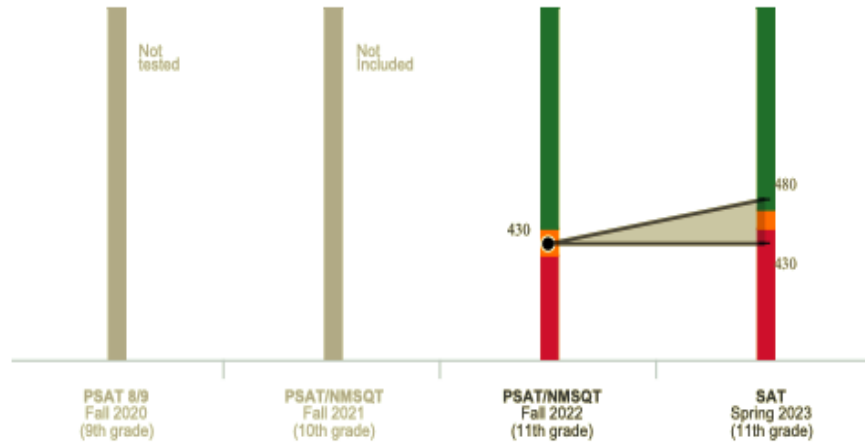
The graph and table below show how your student's mean scores changed between tests and display a projected score range for a future test. These are the mean scores of students who took the same tests in the same season.

At Jackson High School, this group includes **196 students in the class of 2024**.

When they took the **PSAT/NMSQT Fall 2022 in 11th grade** their mean ERW score was **430**, which is **approaching the benchmark**. No projected score range is shown because these students did not take the in .

We project a mean score between **430 and 480** —which is approaching the benchmark — when these students take the **SAT** in

Long-Term Growth: Chart



Long-Term Growth: Table

Test	Test Takers	Students Who Took All Tests	Mean Evidence-Based Reading and Writing Score	Projected Mean Score*	Benchmark
PSAT 8/9 Fall 2020 (9th grade)	Not Tested				
PSAT/NMSQT Fall 2021 (10th grade)	Not included in the report				
PSAT/NMSQT Fall 2022 (11th grade)	196	196	430	N/A	460
SAT Spring 2023 (11th grade)	Future test			430-480*	480

Growth Report: Class of 2025 Fall Tests | Evidence-Based Reading and Writing

Long-Term Growth

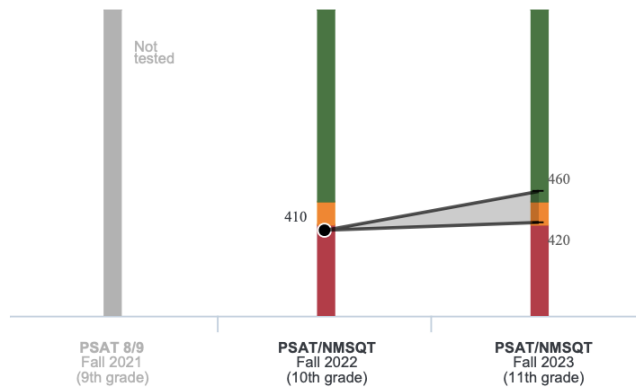
The graph and table below show how your student's mean scores changed between tests and display a projected score range for a future test. These are the mean scores of students who took the same tests in the same season.

At Jackson High School, this group includes **215 students in the class of 2025**.

When they took the **PSAT/NMSQT Fall 2022** in **10th grade** their mean ERW score was **410**, which is **below the benchmark**. No projected score range is shown because these students did not take the in .

We project a mean score between **420 and 460** —which is below the benchmark — when these students take the **PSAT/NMSQT** in

Long-Term Growth: Chart



Long-Term Growth: Table

Test	Test Takers	Students Who Took All Tests	Mean Evidence-Based Reading and Writing Score	Projected Mean Score*	Benchmark
PSAT 8/9 Fall 2021 (9th grade)	Not Tested				
PSAT/NMSQT Fall 2022 (10th grade)	215	215	410	N/A	460
PSAT/NMSQT Fall 2023 (11th grade)	Future test			420-460*	460

*This projection is based on the group's mean score on the previous test. An FAQ on page 5 explains our method.

Growth Report: Class of 2024 Fall Tests | Math

Long-Term Growth

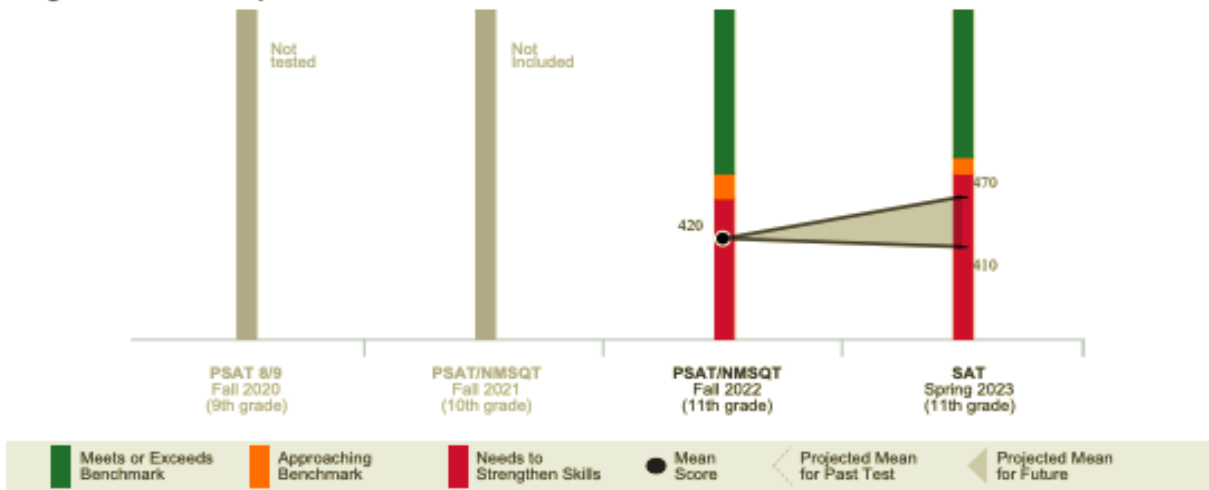
The graph and table below show how your student's mean scores changed between tests and display a projected score range for a future test. These are the mean scores of students who took the same tests in the same season.

At Jackson High School, this group includes **196 students in the class of 2024**.

When they took the **PSAT/NMSQT Fall 2022 in 11th grade** their mean Mathscore was **420**, which is **below the benchmark**. No projected score range is shown because these students did not take the in .

We project a mean score between **410 and 470** —which is below the benchmark — when these students take the **SAT** in

Long-Term Growth: Graph



Long-Term Growth: Table

Test	Test Takers	Students Who Took All Tests	Mean Math Score	Projected Mean Score*	Benchmark
PSAT 8/9 Fall 2020 (9th grade)	Not Tested				
PSAT/NMSQT Fall 2021 (10th grade)	Not included in the report				
PSAT/NMSQT Fall 2022 (11th grade)	196	196	420	N/A	510
SAT Spring 2023 (11th grade)	Future test			410-470*	530

Growth Report: Class of 2025 Fall Tests | Math

Long-Term Growth

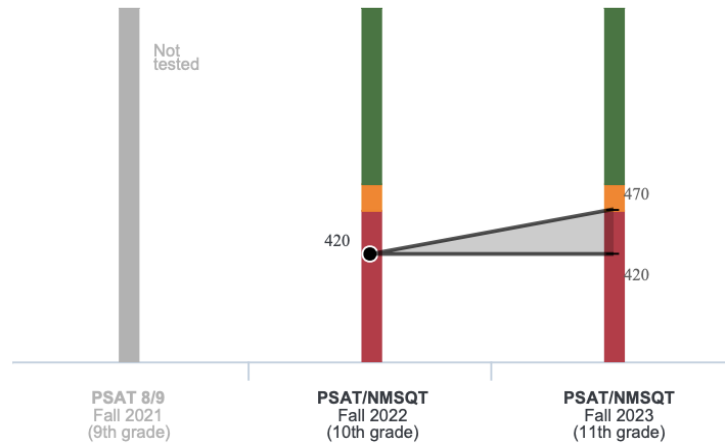
The graph and table below show how your student's mean scores changed between tests and display a projected score range for a future test. These are the mean scores of students who took the same tests in the same season.

At Jackson High School, this group includes **215 students in the class of 2025**.

When they took the **PSAT/NMSQT Fall 2022 in 10th grade** their mean Mathscore was **420**, which is **below the benchmark**. No projected score range is shown because these students did not take the in .

We project a mean score between **420 and 470** —which is below the benchmark — when these students take the **PSAT/NMSQT** in

Long-Term Growth: Graph



Long-Term Growth: Table

Test	Test Takers	Students Who Took All Tests	Mean Math Score	Projected Mean Score*	Benchmark
PSAT 8/9 Fall 2021 (9th grade)	Not Tested				
PSAT/NMSQT Fall 2022 (10th grade)	215	215	420	N/A	510
PSAT/NMSQT Fall 2023 (11th grade)	Future test			420-470*	510

*This projection is based on the group's mean score on the previous test. An FAQ on page 5 explains our method.

6. IDENTIFY THE NUMBER AND PERCENT OF STUDENTS REPRESENTED BY PARENTS AT PARENT-TEACHER CONFERENCES

Fall 2015-2016	503/1245=40%	Winter 2015-2016	285/1250=23%
Fall 2016-2017	484/1236=39%	Winter 2016-2017	242/1245=19%
Fall 2017-2018	422/1153=37%	Winter 2017-2018	304/1153=27%
Fall 2018-2019	390/1226=32%	Winter 2018-2019	237/1226=19.3%
Fall 2019-2020	414 /1141=36%	Winter 2019-2020	188 /1116=17%
Fall 2020-2021	320/1137=28% Virtual	Winter 2020-2021	240/1123=21% Virtual
Fall 2021-2022	249/1117=23%	Winter 2021-2022	210/1049=20% Virtual
Fall 2022-2023	227/1070=21%	Winter 2022-2023	118/1039=11%
Fall 2023-2024	185/1039=18%	Winter 2022-2023	81/1030=8%

7. FOR HIGH SCHOOLS ONLY, REPORT ON THE FOLLOWING:

- A. THE NUMBER AND PERCENT OF JCEC ENROLLED 2022-2023: 174/1030 = 17%
- B. THE NUMBER OF COLLEGE EQUIVALENT COURSES (AP): 13 AP Courses
- C. THE NUMBER AND PERCENTAGE OF STUDENTS ENROLLED IN COLLEGE EQUIVALENT COURSES: (2022-2023) DUAL ENROLLMENT 30/1030=3%; EARLY COLLEGE 144/1030=14%
- D. AP EXAMS: Students received a 3 or more = 44/155=28% (2022 AP College Board Exams - THE NUMBER AND PERCENTAGE OF STUDENTS RECEIVING A SCORE LEADING TO COLLEGE CREDIT)

At Jackson High School, we are proud of our rich, rigorous curriculum and our AP College Board course offerings along with our AVID program. We celebrate our Performing and Visual Arts, Career and Technical Education and our expansive World Languages courses! We are excited about our collaboration with our local colleges for Early Middle College and Dual Enrollment Opportunities for ALL of our students. Our athletic programs and facilities present numerous possibilities for ALL student success in exploration and/or transition to college sports!

Thank you for choosing Jackson High School as your School of Choice!

Sincerely,

Monica Pierce
Mrs. Monica Pierce
Principal for Instruction