

**Executive Limitation 3.J
Charter Schools**



To: Board of Education

From: Dr. Chris Fiedler, Superintendent of Schools

Re: Internal Expectations of the Board Report - 3.J Charter Schools

I hereby present my report on our Charter Schools, Executive Limitation 3.J, in accordance with the monitoring schedule set forth in Board policy. I certify the information in this report is true.

A handwritten signature in blue ink, appearing to read 'C. Fiedler', written over a horizontal line.

Signed: _____

Dr. Chris Fiedler
Superintendent, School District 27J

Date: September 27, 2022



27J SCHOOLS
GOVERNING POLICY OF
THE BOARD OF EDUCATION



Policy 3.J – CHARTER SCHOOL

Date Adopted: January 27, 2009

Revised: November 10, 2009, April 16, 2013

June 25, 2013, April 28, 2015

Management Limitations

Policy 3.J - CHARTER SCHOOLS

Monitoring Date: September 27, 2022

The superintendent shall not allow charter school contract applications to be recommended and shall not allow existing charter school contracts to continue if fiscal jeopardy or failure to make consistent progress towards their stated objectives is a likely outcome or is evident. In addition, the superintendent shall not allow existing charter schools to operate in a manner that would jeopardize the learning or well-being of their students such as any conditions or procedures that are unclear, unfair, unsafe, untimely, undignified or unnecessarily intrusive.

I interpret “charter school” to mean:

a public school operated by a group of parents, teachers, and/or community members as a semi-autonomous school of choice, operating under a contract or “charter” contract between the members of the charter school community and the authorizer. The school must be nonsectarian and non-home-based, but may be web based under certain circumstances. 22-30.5-104(1), C.R.S.

I interpret “fiscal jeopardy” to mean:

entering into an agreement to pay expenses when the source of income to pay for those expenses has not been determined, or not having cash available to pay expenses when they are due.

I interpret “unclear” to mean:

published information or interactions which do not result in clearly defined expectations, opportunities or intent.

I interpret “unfair” to mean:

not uniform, ill-balanced, discriminatory, or judicial. A practice or procedure which is meant to ameliorate a pre-defined right.

I interpret “unsafe” to mean:

dangerous: not secure. This places an affirmative obligation on all school personnel to take necessary measures to ensure that the school environment is safe and conducive for use by students and the public. Action is not required in the absence of foreseeable danger.

I interpret “untimely” to mean:

an unreasonable length of time as may be fairly, properly and reasonably allowed or required, having regard to the nature of the act or duty, or of the subject matter, and to the attending circumstances.

I interpret “undignified or unnecessarily intrusive” to mean:

absent good faith and with an intent to harm others, to mean actions which are arbitrary, capricious, or motivated by personal and political objectives. Lacking an etiology that would require the information.

Data Reported

School District 27J has authorized six charter schools within its boundaries: Belle Creek, Bromley East, Eagle Ridge, Foundations, Landmark and STEAD.

Enrollment:

The table below shows the enrollment data for each operating charter school from October 1, 2021 through September 6, 2022. The October 1, 2022 enrollment figures served as the basis for state funding for the year.

Charter School	Capacity	Oct 2021 Official K-12	1-3-22 Mid-Year	Projected for 2022-2023	9-6-22	% above or below Projection
K- 8 Charter Schools						
Belle Creek	754	600	599	613	572	-6.69%
Bromley East	1,250	1,175	1,174	1,181	1,234	4.49%
Foundations Academy	748	753	742	757	796*	5.15%
Landmark Academy	748	761	756	761	799*	4.99%
Total Students in K-8 Charter Schools	3,500	3,289	3,271	3,312	3,401	2.69%
Charter High Schools						
Eagle Ridge Academy (9-12)	543	526	512	533	515	-3.38%
STEAD (9 - 10)	350	156	158	312	260	-16.67%
Total Students in High School Charters	893	682	670	845	775	-8.28%
Total Charter School Students	4,393	3,971	3,941	4,157	4,176	0.46%

* ~ 70 students have not yet been end-dated by corporate National Heritage Academies as of 9/6/22

Charter Enrollment by Comparison

The Colorado Department of Education, Schools of Choice Unit reports that in 2021-2022, 135,241 students were enrolled in 264 charter schools throughout the State (an increase of 3,026 students and 2 schools from the previous year). The number of charter schools and the number of students attending charter schools has consistently grown every year over the past 10 years in the State of Colorado. The growth, however, has slowed significantly over the past two years. On October 1, 2021, 15.3% of all Colorado students enrolled in public schools were enrolled in charter schools. On the same date, School District 27J had 20% of its K-12 students enrolled in charter schools. 27J ranks third highest of all Denver Metro school districts in percentage of students attending a charter school behind Denver County and Douglas County. School District 27J continues to be a leader in the State of Colorado in brick and mortar charter school enrollment.

Charter Application Process

Per the first paragraph of this policy and this monitoring report, accordingly, during the charter school application process the superintendent may not:

- 1. Fail to provide the Board with an analysis of the strengths and weaknesses of each charter application.**

Data Reported:

27J received one application for Willow Bend Academy (National Heritage Academies) in August, 2021. That application was reviewed and subsequently approved in November however a contract was not fully executed as the determination was made that Willow Bend would be unable to start in the Fall of 2022 as indicated in its charter application. In March, 2022, 27J put out a Request for Proposal for new charter partners. Two applicants responded; Capstone (National Heritage Academy) and Ascent Classical Academy. The 27J Board has received all application materials, a recommendation from Dr. Fiedler and the 27J BOE will take action on September 27, 2022.

Conclusion: I report compliance.

- 2. Fail to have a standard application format, complete with dates for submittal and expectations of thoroughness that includes and requires documentation of all areas of concern to the Board. The critical questions format used by district staff is available on the website with the directions for applications.**

I interpret standard application format to mean the explicit set of requirements and supporting documentation, including Application, Checklist, and Review Rubric, set forth by the Colorado Department of Education for the completion and submission of charter school applications.

Data Reported:

Superintendent Policies LBD and LBD-R contain the district requirements and deadlines for all new charter applications. These policies were developed in accordance with Colorado State Statute set forth in CRS 22-30.5-106, Charter Applications and CRS 22-30.5-107, Charter Application and Process. The 27J New Charter Application was revised and updated during the RFP process to align with the Colorado Association of Charter School Authorizers' Colorado Standard Application which was created in partnership with authorizers across the State and the Colorado Department of Education's Schools of Choice Unit. The application, checklist and review rubric are available to all applicants on the [School District 27J website](#). Executive Limitation 3.J was revised in April of 2015 to include a suggested percentage of charter students relative to total enrollment to be used as a planning tool for managing our continued growth, as well as the use of a weighted lottery enrollment system for all new charter applications. Additional information in this limitation further puts charter applicants on notice as to the types of information that the Board requires and the timelines they must follow to be considered as a charter school within the School District 27J boundaries.

Conclusion: I report compliance.

- 3. Fail to ensure that members of the Board of Education receive a single completed application and any other relevant information at least two weeks prior to the public hearing for each charter applicant.**

CRS 22-30.5-107 requires that an application be submitted to the local board of education by a date determined by the local board of education to be eligible for consideration for the following school year. The date determined by a local board of education for filing of applications shall not be any earlier than August 15, or later than October 1. Our Superintendent Policies require applications to be submitted by August 15th for schools wishing to open in the following school year.

Data Reported:

27J received one charter application in August, 2021 for Willow Bend Academy, a proposed school located within the Willow Bend subdivision in partnership with National Heritage Academy as its Education Management Organization (EMO). As stated previously, the Board approved the charter in November of 2021 however a contract was

not fully executed as the determination was made that Willow Bend would be unable to start in the Fall of 2022 as indicated in its charter application.

The Request for Proposal in the spring of 2022 fell outside of the timelines identified above. Each applicant agreed to waive these date requirements. The 27J Board received process updates and access to all documents on August 9, 2022 and participated in a presentation by each candidate on August 23, 2022. The Board received all remaining materials the week of September 13th and will take action on September 27th, 2022.

Conclusion: I report compliance.

- 4. Fail to ensure that members of the Board of Education receive all revision to the charter application, answers to questions raised by board members and district staff, and all other relevant information at least two weeks prior to Board action on each charter application.**

Data Reported:

27J received one charter application in August, 2021 for Willow Bend Academy, a proposed school located within the Willow Bend subdivision in partnership with National Heritage Academy as its Education Management Organization (EMO). The Board received the application and all materials two weeks prior to taking action. As stated previously, the Board approved the charter in November of 2021 however a contract was not fully executed as the determination was made that Willow Bend would be unable to start in the Fall of 2022 as indicated in its charter application. The Request for Proposal in the spring of 2022 fell outside of the timelines identified above. Each applicant agreed to waive these date requirements. The 27J Board received process updates and access to all documents on August 9, 2022 and participated in a presentation by each applicant on August 23, 2022. The Board received all remaining materials the week of September 13th and will take action on September 27th, 2022.

Conclusion: I report compliance

- 5. Fail to have the application easily available to prospective applicants by providing phone and email addresses to access an application.**

Data Reported:

School District 27J has an application available for prospective applicants in the Charter School Section of the SD27J website under Our Schools. Resources on that website include: [Superintendent Policy LBD - Charter Schools](#), [Superintendent Policy LBD-R -](#)

[District Relations with Charter Schools](#), and [Superintendent Policy LBD-E - Intent to Apply to Become a Charter School](#).

Conclusion: I report compliance.

6. **Fail to require a detailed and realistic financial plan and analysis by the applicant which shall include:**
 - a. **Provision for placing three percent of the operating or three percent of the capital budget in a TABOR reserve fund**
 - b. **Cash flow projections for the first year displayed month-by-month and a plan to fund any cash-flow shortfalls**

I interpret financial plan to mean how the applicant will afford to achieve its strategic goals and objectives.

Data Reported:

The Executive Team reviewed and approved the Finance and Budget as well as the Insurance portions of the Willow Bend Application and reviewed the same sections in the applications from Ascent Classical Academy and Capstone Academy. Dr. Fiedler used the Executive Team's work to inform his recommendation to the 27J Board.

Conclusion: I report compliance.

7. **Fail to assess the viability of a charter school applicant by assuring that the following requirements are appropriately addressed before a favorable recommendation can be given:**
 - a. **An analysis of the monetary impact on the district budget, with the consideration of the impact the new charter school will have on the education of students in other district schools.**

I interpret viability to mean capable of being successful in all aspects of operating a charter school.

I interpret monetary impact to mean the fiscal or financial result.

- b. **An impact statement of the proposed school, given its proposed location, on neighborhood schools and other charter schools.**

I interpret impact statement to mean brief narrative statements which summarize significant outcomes that the opening of the charter school will have on

neighborhood schools and other charter schools.

- c. Documentation that substantiates that current availability to the program is limited and that demonstrates sufficient commitments to attend the school by students who are eligible to attend.**
- d. Description of a program of study or curriculum, including whether the program or curriculum currently exists in the district as a whole or in the geographic area of the district where the charter school proposes to locate or is in high demand with little or no space available.**

I interpret curriculum to mean the set of courses, and their content, offered at a school or university.

- e. Documentation that the proposed school has located a prospective site or sites that is/are sufficient for the program is/are financially feasible, and is/are likely to meet the criteria for site development in the district.**
- f. Description of how the proposed school addresses the needs of at-risk students**

I interpret at-risk students to mean those that have a higher probability of academic failure based on conditions or circumstances in their lives that could impact their educational success.

- g. Description of how the needs of identified special needs students are sufficiently addressed according to law and policy.**

I interpret special needs students to mean individuals who require assistance for documented disabilities.

Data Reported:

The Executive Staff as well as their direct reports reviewed the Willow Bend Application and the applications from Ascent and Capstone that emerged from the Request for Proposal process. Each division provided feedback regarding the application in terms of its overall development and compliance with law and district policy. Each division determined if the relevant portions that they reviewed were fully developed and made suggestions to be included in the contracting phase or as part of the rationale to deny the charter. As the RFP specifically stated that any approved charter would collaborate with the district to determine the school's location and its opening, the goal will be to select a location and start date that would have the least impact on surrounding schools.

Conclusion: I report compliance.

- 8. Fail to collaborate with new charter applicants to mutually agree to reasonable timelines for consideration of their application.**

Data Reported:

Application review timelines are set forth in [Superintendent Policy LBD-R - District Relations with Charter Schools](#). The Willow Bend application process in Fall 2021 occurred within those timelines however the Superintendent and the Willow Bend Board agreed to extend timelines on two occasions. The first was for an extension for the Board to take action and the second was an extension on the contracting phase. As the Request for Proposal in the spring of 2022 fell outside of the timelines identified above, each applicant agreed to waive these date requirements.

Conclusion: I report compliance

Existing Charter Schools

In regard to existing charter schools, the superintendent may not:

- 1. Fail to monitor the charter school environment and ensure that their students and public are treated according to policy 3A.**

I interpret monitor to mean systematically checking for incorrect or unfair conduct.

I interpret charter school environment to mean the students, staff, administration, parents and community members.

I interpret students to mean those persons officially enrolled in the academic program of the charter school.

I interpret public to mean relating to or concerning the people at large or all members of a community.

Data Reported:

District-authorized charter schools agree in their contracts to submit regular reports through our CharterTools system. All charters submitted data and evidence each quarter throughout the 2021-2022 School Year. In addition, all charter schools submitted an annual report specific to this monitoring report with the following sections.

- Enrollment Data
- Demographic Data
- Staff Data
- Progress toward Unified Improvement Plan Implementation
- Climate and Culture Data
- Board of Directors, meetings, and training

The reports for each school can be found on the links below:

[Belle Creek Charter School](#)
[Bromley East Charter School](#)
[Foundations Academy](#)
[Landmark Academy](#)
[Eagle Ridge Academy](#)
[The STEAD School](#)

Charter school leaders collaborate monthly to increase communication between school leaders and district staff and to serve as think partners as challenges arise in schools. In addition, the frequent collaboration allows the Charter School Liaison to keep current on school needs and to identify areas of support.

Through these frequent meetings, several challenges emerged: communication between the school district and the charter partners, clarity of services provided by the district and the timely flow of information. School District 27J has revised the Annual Charter School Contracts that include descriptions of overhead, direct and optional purchased services. In addition, charter schools have been provided access to district systems to increase communication and access to additional training opportunities. The work completed has increased the number of charter participants in required and optional trainings and has helped to identify additional areas of collaboration.

The Charter School Liaison attended charter school board meetings at least once each semester to ensure accuracy and completion of school environment reports to their respective boards and all charter principals are invited to attend our monthly District Leadership Meetings. In an effort to continue improving authorizing practices, School District 27J is a member of the Colorado Association of Charter School Authorizers and has representation on its Board. Personnel regularly participate in learning opportunities to increase the capacity of 27J to best support our charter partners while increasing overall accountability.

In the Spring of 2022, 27J approved a new position that will allow more focused attention to authorizing in 27J. The position will support our partner schools and 27J in improving communication as well as to build and implement systems to improve our authorizing

standards: high expectations, maintain autonomy, and protect the public interest. Charter partners and 27J are in their second year of Charter.Tools (an electronic reporting tool) implementation. Example of the Charter.Tools can be found in the Additional Data section of this monitoring report.

There were no new State complaints involving charter schools during this time period. We are continuing to work toward resolution for a special education complaint filed in Spring, 2021 from Foundations Academy. In an effort to avoid future challenges, each charter school worked with the district to review and modify non-compliant policies and practices outlined in each school's parent and student handbook during the 2021-2022 school year.

Conclusion: I report compliance.

- 2. Fail to monitor progress toward goals at least twice each year for charters in their first two years of existence and yearly in the school accountability plan of all other charter schools.**

I interpret school accountability plan to mean the document or documents and supporting evidence outlining protocols and procedures the school will use to document student achievement and progress.

Data Reported:

All charter schools have complied with their contracts by submitting their Unified Improvement Plans (UIPs) in accordance with the District's protocols and timelines for submission for all schools. Each charter school submitted their one page summary of their plans in September, 2021 and submitted their final UIPs to the District and the State in October, 2021. Principals and/or their designees presented their UIPs and progress toward their major improvement strategies to the District Accountability Committee in January, 2022.

Major improvement strategies and updates on progress can be found in each school's 3.J Charter Schools Annual Monitoring Report: [Belle Creek Charter School](#), [Bromley East Charter School](#), [Foundations Academy](#), [Landmark Academy](#), [Eagle Ridge Academy](#), [The STEAD School](#)

Conclusion: I report compliance.

- 3. Fail to require, review, and analyze quarterly financial reports from each charter school, including an annual audit of all of the charter school accounts conducted by a licensed and accredited auditor approved by the district.**

I interpret quarterly financial reports to mean financial statements, including a balance sheet and statement of revenues and expenditures.

I interpret annual audit to mean an independent, outside audit by a certified public accountant of financial and administrative operations on an annual basis that complies with state requirements.

Data Reported:

Effective July 1, 2010, the Public School Financial Transparency Act (the Act) requires any 'local education provider' to post certain financial information online, in a downloadable format, for free public access. Included in the requirements are quarterly financial statements commencing with the statements for the 2010-11 budget year. The websites for each charter school are checked for compliance and quarterly financial reports are reviewed to ensure compliance with the statute.

The Local Government Audit Law (C.R.S. 29-1-601 et seq) requires Colorado local governments to have an annual audit of their financial statements. The law states that the audit must be performed by an independent Certified Public Accountant (CPA) and be in accordance with generally accepted auditing standards.

The annual deadline for submission of school audits to 27J is September 30th. The charter school audits must be submitted to the Colorado Department of Education and the State Auditor's Office. All School District 27J charter schools submitted a completed audit by September 30, 2021.

Conclusion: I report compliance.

4. Fail to inform the Board and place on the consent agenda any loans from the School District to charter schools.

Data Reported:

No loans or repayment plans were made or entered into between the District and any charter school during the 2021-2022 school year. Per The STEAD School's charter contract, the district waived Direct Costs for the 2021-2022 school year for the STEAD School and will continue to do so until the end of the 2024-2025 school year. All Direct Costs will be paid back by arrangement between The STEAD School and School District 27J starting the 2025 - 2026 school year.

Conclusion: I report compliance.

- 5. Fail to document, in writing, any discrepancies or deficiencies, whether fiscal, educational, or related to school climate, and the steps and timelines for correction and additional monitoring. Copies shall be provided to the charter school board chairperson and the members of the Board of Education.**

I interpret discrepancies to mean a divergence or disagreement, as between facts or claims. I interpret deficiencies to mean a lack or incompleteness.

Data Reported:

No discrepancies or deficiencies were noted during the 2021-2022 school year. Summaries of culture data and actions taken to respond to the data can be found in each school's 3.J Charter Schools Annual Monitoring Report: [Belle Creek Charter School](#), [Bromley East Charter School](#), [Foundations Academy](#), [Landmark Academy](#), [Eagle Ridge Academy](#), [The STEAD School](#)

Conclusion: I report compliance.

- 6. Fail to assure compliance with the charter school contract.**

I interpret compliance to mean observance of official requirements.

Data Reported:

District staff has provided professional development and training in contractual, legal and student issues for all administrators of charter schools. The charter administrators work with board presidents to provide training to meet district standards and to respond to matters of compliance. These training agendas are established based on the unique needs of each charter school board member.

Information about each school's board can be found in the Board Membership and Training section of each school's 3.J Charter Schools Annual Monitoring Report : [Belle Creek Charter School](#), [Bromley East Charter School](#), [Foundations Academy](#), [Landmark Academy](#), [Eagle Ridge Academy](#), [The STEAD School](#)

27J continues to monitor the following section of the Foundations Academy contract, and the on-going non-compliance of enrollment detailed in Section 5.4.1 which states that *"the continuing intention to serve children who would qualify for free-and-reduced lunch program is substantially the same percentage as the surrounding District schools educating other 27J kindergarten through eighth grade students."*

Prior to last year, Foundations Academy has held relatively steady in free and reduced enrollment percentages with 18% in 2018-2019, 19% in 2019-2020 and 18% in

2020-2021 compared to 34%, 35% and 29% free and reduced percentage for the district respectively. The numbers can be partially attributed to the composition of the community surrounding Foundations.

Those numbers fluctuated in 2021-2022 where Foundations reported 15% while the district reported 28%. All students received free lunch last year leaving a gap between those that might qualify for free or reduced lunch and those who qualified and completed the documentation. It is difficult to ascertain whether the enrollment of students who qualify for free or reduced lunch went down or if qualifying students did not complete the application process. Given the data would suggest a downward trend, I report noncompliance.

27J will continue to monitor the free or reduced percentage for Foundations during the 2022-2023 school year.

Conclusion: I report noncompliance.

7. Fail to inform the Board annually of the student achievement attained by charter schools, as well as regular public schools, using the same statistical analyses.

I interpret student achievement to mean the amount of growth exhibited by students during a one-year period.

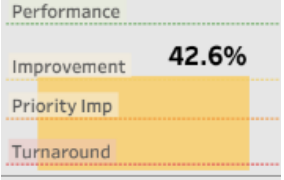
Data Reported:

All charter schools are required to participate in all mandatory state testing. State testing resumed to pre-pandemic expectations in 2022. Students had the opportunity to participate in assessments for English Language Arts, Math, and Science. Spring 2022 was the first year for new science assessments. The state is in the process of developing cut scores to determine student performance levels for the Spring of 2023. Results by the percent of students who Met or Exceeded grade level expectations will not be available until Spring 2023. Given the reduced testing in Spring 2021 (Students in grades 3, 5, and 7 participated in the English Language Arts assessment. Students in grades 4, 6, and 8 participated in the Math assessment.), growth data is limited.

- Fourth, sixth, and eighth grades have ELA growth data
- Fifth, seventh, and ninth grades have math growth data
- Tenth and eleventh grades have both English and Math growth data since PSAT 10 and SAT were administered in 2021 and 2022.

Along with state testing, school accountability systems resumed this year as a transitional year.

School	Plan Type	Percentage
Belle Creek Charter School	Performance	<p>61.2%</p> <p>Performance Improvement Priority Imp Turnaround</p>
Bromley East Charter School	Performance	<p>55.3%</p> <p>Performance Improvement Priority Imp Turnaround</p>
Foundations Academy	Performance	<p>70.7%</p> <p>Performance Improvement Priority Imp Turnaround</p>
Landmark Academy	Performance	<p>65.1%</p> <p>Performance Improvement Priority Imp Turnaround</p>
Eagle Ridge Academy	Performance	<p>65.9%</p> <p>Performance Improvement Priority Imp Turnaround</p>

The STEAD School	Improvement	 <p>Performance</p> <p>Improvement 42.6%</p> <p>Priority Imp</p> <p>Turnaround</p>
------------------	-------------	--

In addition to the achievement data on the Additional Data section, each school reported on their progress toward their Major Improvement Strategies in their 3.J Charter Schools Annual Monitoring Report: [Belle Creek Charter School](#), [Bromley East Charter School](#), [Foundations Academy](#), [Landmark Academy](#), [Eagle Ridge Academy](#), [The STEAD School](#)

Conclusion: I report compliance.

- Fail to collaborate with existing charter schools applying for a renewal of their contact to mutually agree to reasonable timelines for consideration of their renewal application.**

Data Reported:

Eagle Ridge Academy applied for renewal in December, 2021. The 27J Board received materials, attended a site visit at Eagle Ridge and were able to ask questions prior to taking action to approve the renewal on January 25, 2022. A six year contract was fully executed in July, 2022.

Conclusion: I report compliance.

- Fail to require charter schools to submit revised budgets to the charter school administrator when their official October 1 count of students is more than 5 percent less that the projected student enrollment that has been submitted to the District.**

Data Reported:

All Charter schools submitted their Charter School Board of Directors' adopted budget by June 30, 2021. All schools (district managed and charters) are required to submit a mid year budget revision. A procedure is in place to monitor student enrollment counts and to require new budgets be submitted based on these enrollments through Charter Tools and our Planning Manager. Belle Creek Charter School and The STEAD School submitted budget revisions in January, 2022 (5.6% and below projection respectively). We anticipate adjustments for Belle Creek Charter School and The STEAD School who are both below 5% of their projected enrollment in January, 2023.

Charter School	Projected for 2021-2022	Official October Count 21-22	Percent above/below Projection	Projected for 2022-2023	9-6-22	Percent above/below Projection
K- 8 Charter Schools						
Belle Creek	636	600	-5.66%	613	572	-6.69%
Bromley East	1,206	1,175	-2.57%	1,181	1,234	4.49%
Foundations Academy	753	753	0.00%	757	796	5.15%
Landmark Academy	749	761	1.60%	761	799	4.99%
Total Students in K-8 Charter Schools	3344	3289	-1.64%	3312	3401	2.69%
Charter High Schools						
Eagle Ridge Academy (9-12)	543	526	-3.13%	533	515	-3.38%
STEAD (9)	175	156	-10.86%	312	260	-16.67%
Total Students in HS Charter	718	682	-5.01%	845	775	-8.28%
Total Charter School Students						
Total Charter School Students	4,062	3,971	-2.24%	4,157	4,176	0.46%

Conclusion: I report compliance.

10. Fail to provide to the Board documentation of the revised budgets of charter schools whose official October 1st count is more than 5 percent less than the projected student enrollment that has been submitted to the school district.

Data Reported:

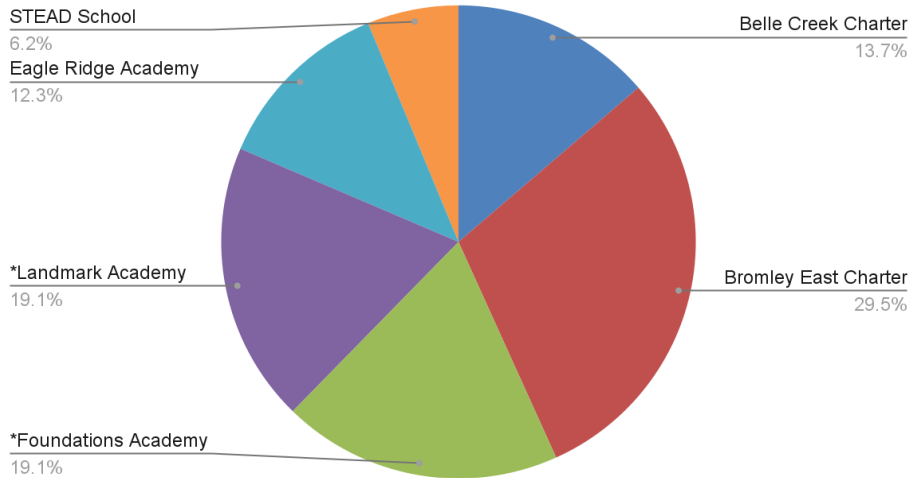
The Board of Education is provided documentation of charter schools' official enrollment compared to projected enrollments. All Charter Schools are required to submit revised budgets to the district for approval based on October 1 student enrollment.

Conclusion: I report compliance.

All Authorized SD27J Charter Schools Serving Students in 2021-2022 (Additional Data)

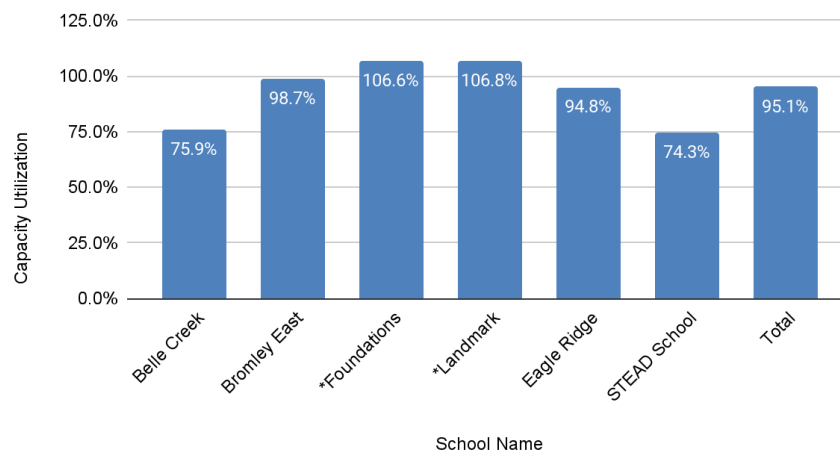
September 6, 2022 Enrollments					
School Name	Current Total	Percent	Waitlist Total	Projected Oct 1, 2022	% of Capacity
Belle Creek Charter School	572	13.7%	3	636	75.9%
Bromley East Charter School	1,234	29.5%	157	1206	98.7%
Foundations Academy*	796	19.1%	176	753	106.6%
Landmark Academy*	799	19.1%	198	749	106.8%
Eagle Ridge Academy HS	515	12.3%	11	543	94.8%
STEAD School	260	6.2%	0	175	74.3%
Total	4176	100.00%	545	4062	95.1%

Percent of Total Charter Enrollment by School



Capacity Utilization

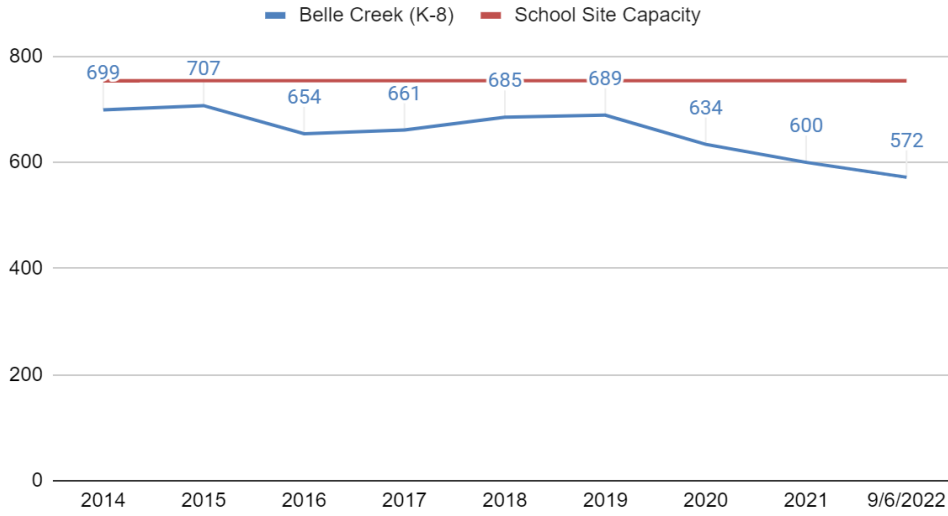
Capacity Utilization as of 9-6-22



Notes Regarding Capacity Utilization

- Belle Creek is designated as a neighborhood school, pulling from the area immediately surrounding the school. From October 2019 to October of 2021, there have been 40 less K-8 students in the neighborhood creating a 14% reduction in their enrollment denominator in that area. Consequently, they have seen a reduction overall of 13.6% in enrollment over the past three years. They continue to enroll, on average, 74% of students from the neighborhood over the past 3 years.

Belle Creek (K-8) and School Site Capacity



- Landmark and Foundations are likely closer to their maximum enrollment due to a clerical error at NHA corporate
- The STEAD School continues to work on enrollment

Teacher, Staff and Administration - September 2022					
School Name	Teachers	New Teachers	Additional Support Staff	Admin	Total Staff
Belle Creek Charter School	28	11	32	2	62
Bromley East Charter School	57	19	56	5	118
Foundations Academy	31	9	14	4	58
Landmark Academy	23	15	11	4	53
Eagle Ridge Academy HS	25	8	9	3	45
The STEAD School	24	11	5	1	30
TOTALS	188	73	127	19	366

Example of Charter.Tools Reporting

Browser tabs: sd27j.net bookmarks, Brighton Live Login, Student Achievement, School District 27J /..., Emergenetics+, Student Behavior..., Intervention Service..., CEEAS, https://mmt1.neuro..., Certified & Principa..., OneLogin, Colorado Charter S..., Frontline - Sign In

Charter.Tools | Kenlyn Newman | Educational Service Center - 27J

Compliance Status Report for 2022-23 School Year Change School Year

	Total Benchmarks	Pending Review	Incomplete	Plant Due	Finalized		
1 Bromley East	50	1	0	0	9	100	Compliant
2 Belle Creek Charter School	50	1	0	0	9	100	Compliant
3 Eagle Ridge Academy	51	4	0	0	3	100	Compliant
4 The STEAD School	81	0	0	1	10	88	Partially Compliant
5 Landmark Academy at Reunion	49	3	0	1	3	88	Partially Compliant
6 Foundations Academy	40	3	0	1	4	86	Partially Compliant
7 Colorado Connections Academy @ 27J	33	0	0	1	5	70	Partially Compliant

State Testing Data

	3rd ELA/L							3rd Math														
	2015	2016	2017	2018	2019	2021	2022	2015	2016	2017	2018	2019	2021	2022								
State	38.2	37.4	40	40	41.3	39.1		36.7	38.9	40	39	41										
District	33	34	39	35	40	39	34.5	34	37	42	39	39		35.7								
BCCS	22	19	27	23	25	29	21.7	37	28	26	36	27		38								
BECS	27	2	40	30	36	26	25	23	27	34	21	37		31.9								
Foundations	67	52	35	44	48	50	53.2	68	71	59	53	40		43								
Landmark	54	66	64	41	45	56	64.3	67	74	74	55	49		65.5								
	4th ELA/L							4th Math							4th Social Studies							
	2015	2016	2017	2018	2019	2021	2022	2015	2016	2017	2018	2019	2021	2022	2015	2016	2017	2018	2019	2021	2022	
State	41.7	43.9	44	46	48			30.2	33.3	34	34	33.6	28.5		21	23.8	24.8	22.4	23.9			
District	35	36	37	44	42		36.7	24	26	35	36	29	25	23.9	14	13	17	17	15			
Belle Creek	25	32	25	48	28		34.2	28	31	32	45	32	17	21.1					14			
Bromley East	34	46	40	57	46		35.7	20	25	26	31	16	21	19.8				32				
Foundations	72	59	61	45	41		52.6	59	57	58	53	35	31	32.1				21				
Landmark	60	56	53	67	47		54.4	61	48	52	52	47	38	35.4				19				
	5th ELA/L							5th Math							5th Science							
	2015	2016	2017	2018	2019	2021	2022	2015	2016	2017	2018	2019	2021	2022	2015	2016	2017	2018	2019	2021	2022	
State	40.5	41.2	46	47	48.4	47.2		30.1	34.3	34	36	35.7			35	33.6	34.9	35.5	35.9			
District	37	34	41	42	45	37	35.6	25	31	32	36	34		28.6	26	24	26	27	30			
Belle Creek	27	22	25	37	50	25	28.4	19	29	35	54	44		26.9	16	17	23	32	41			
Bromley East	41	28	37	40	44	38	28.2	32	20	22	29	27		18.4	29	27	27	26	37			
Foundations	34	49	53	51	54	40	37.3	42	50	48	47	47		40	34	48	46	35	30			
Landmark	46	31	56	48	51	46	44.9	52	44	39	50	58		38.5	48	34	37	47	55			

Middle	6th ELA/L							6th Math														
	2015	2016	2017	2018	2019	2021	2022	2015	2016	2017	2018	2019	2021	2022								
State	39.1	38.3	40	43	43.6			31.7	31	31	30	29.5	24.1									
District	29	28	27	30	34		31.7	23	21	20	21	23	15	17.6								
Belle Creek	32	33	35	41	34		41.8	27	40	39	29	34	21	26.9								
Bromley East	38	41	27	42	34		34.5	31	30	18	26	24	14	16.6								
Foundations	39	33	28	24	62		42	30	54	41	31	46	31	32.1								
Landmark	52	33	26	21	56		64.6	46	27	27	23	41	56	50.6								
	7th ELA/L							7th Math							7th Social Studies							
	2015	2016	2017	2018	2019	2021	2022	2015	2016	2017	2018	2019	2021	2022	2015	2016	2017	2018	2019	2021	2022	
State	41	41	44	47	46.5	42.6		27.4	26.2	26	29	31.6			17	18.1	18.7	15.7	17.9			
District	29	29	33	31	34	35	29.9	18	22	20	18	19		14.6	12	12	11	10.1	11			
Belle Creek	49	32	45	57	43	42	34.9	34	35	45	36	27		22.2	9	12			8			
Bromley East	38	39	41	43	45	34	26.1	31	40	27	30	25		10.1	16			11				
Foundations	54	40	32	31	50	59	45.9	37	28	40	30	35		28.4	36			11				
Landmark	38	43	31	31	45	71	55	7	37	33	25	31		48.1	19			13				
	8th ELA/L							8th Math							8th Science							
	2015	2016	2017	2018	2019	2021	2022	2015	2016	2017	2018	2019	2021	2022	2015	2016	2017	2018	2019	2021	2022	
State	40.9	41.6	33	44	46.9			18.9	20.4	21	28	36.9	29.5		29	30.2	30.2	31.2	31.5			
District	30	27	33	35	34		31.3	12	14	24	29	22	20	18.9	25	21	23	26	19			
Belle Creek	19	45	59	69	53		56.5	31	58	53	59	38	29	37.1	9	32	28	28	24	18		
Bromley East	51	26	29	61	44		33.9	25	16	17	45	29	23	23	57	31	33	41	25	25		
Foundations	51	50	32	43	48		67.2	5	39	31	16	57	48	56.3	43	40	17	36	30	26		
Landmark	49	37	34	33	46		64.9	17	13	7	41	43	50	58.7	29	28	27	36	31	31		

	PSAT9							PSAT10							SAT							
				2018	2019	2021	2022	2015	2016	2017	2018	2019	2021	2022	2015	2016	2017	2018	2019	2021	2022	
State				902	905	903	885			947	944	937	947	936			1014	1014	1000	1011	985	
District				865	864	841	836		895	895	890	891	882	868			953	949	936	949	905	
BHA/I&O				na	693	693			744	776	760	780	na	I&O			828	789	777	883	80 5	
BHS				864	852	821	824		881	897	885	874	867	846			948	953	941	947	897	
PVHS				850	837	825	818		891	876	879	888	853	854			942	929	918	910	878	
BOLT				855	na	I&O	I&O		na	905	883	835	I&O	I&O			909	903	910	I&O	I&O	
ERA				929	970	918	900		958	973	969	987	941	952			1042	1062	1043	1067	991	
RRHS						843	850						909	881						954	924	
the STEAD							851															
27J OLA														802								842
	11th Science																					
	2015	2016	2017	2018	2019	2021	2022															
State		24.3	24.6	24.1	20.7	*																
District		21	15.3	15	15	*																
BHA/I&O		8	5	6	0	*																
BHS		17	15	19	18	*																
PVHS		25	15	19	11	*																
BOLT		0	20	17	8	*																
ERA			20	35	24	*																
RRHS																						
27J OLA																						