

**Executive Limitation 3.J
Charter Schools**

To: Board of Education

From: Dr. Chris Fiedler, Superintendent of Schools

Re: Internal Expectations of the Board Report – 3.J Charter Schools

I hereby present my report on our Charter Schools, Executive Limitation 3.J, in accordance with the monitoring schedule as set forth in Board policy. I certify the information in this report is true.

Signed:




Date: September 23, 2014

Dr. Chris Fiedler
Superintendent, School District 27J



COLORADO SCHOOL DISTRICT 27J
GOVERNING POLICY OF
THE BOARD OF EDUCATION



Policy 3.J – CHARTER SCHOOLS

Date Adopted/Last Revised: November 10, 2009, April 16, 20013, June 25, 2013

Management Limitations

Monitoring Date: September 23, 2014

The superintendent shall not allow charter school contract applications to be recommended and shall not allow existing charter school contracts to continue if fiscal jeopardy or failure to make consistent progress towards their stated objectives is a likely outcome or is evident. In addition, the superintendent shall not allow existing charter schools to operate in a manner that would jeopardize the learning or well-being of their students such as any conditions or procedures that are unclear, unfair, unsafe, untimely, undignified or unnecessarily intrusive.

I interpret "charter school" to mean:

a public school operated by a group of parents, teachers, and/or community members as a semi-autonomous school of choice, operating under a contract or "charter" contract between the members of the charter school community and the authorizer. The school must be nonsectarian and non-home-based, but may be web based under certain circumstances. 22-30.5-104(1), C.R.S

I interpret "fiscal jeopardy" to mean:

entering into an agreement to pay expenses when the source of income to pay for those expenses has not been determined, or not having cash available to pay expenses when they are due.

I interpret "unclear" to mean:

published information or interactions which do not result in clearly defined expectations, opportunities or intent.

I interpret "unfair" to mean:

not uniform, ill-balanced, discriminatory, prejudicial. A practice or procedure which is meant to ameliorate a pre-defined right.

I interpret "unsafe" to mean:

dangerous; not secure. This places an affirmative obligation on all school personnel to take necessary measures to ensure that the school environment is safe and conducive for use by students and the public. Action is not required in the absence of foreseeable danger.

I interpret "untimely" to mean:

an unreasonable length of time as may be fairly, properly and reasonably allowed or required, having regard to the nature of the act or duty, or of the subject matter, and to the attending circumstances.

I interpret "undignified or unnecessarily intrusive" to mean:

absent good faith and with an intent to harm others, to mean actions which are arbitrary, capricious, or motivated by personal and political objectives. Lacking an etiology that would require the information.

Data Reported:

School District 27J has authorized five charter schools within its boundaries. The table below shows the enrollment data for each charter school from October 1, 2013 through September 1, 2014.

Charter School	October 1, 2013 Enrollment	1-8-2014 Mid-year Enrollment	Anticipated Enrollments for 2014-15	Sept. 1, 2014 Enrollment
Belle Creek K-8	691	687	702	691
Bromley East K-8	932	932	933	952
Foundations Academy K-6	743	745	751	745
Landmark Academy K-8	757	751	762	751
Total Students in K-8	3123	3115	3148	3127

Charter High School	October 1, 2013	1-8-2014	Anticipated	Sep. 3, 2014
Eagle Ridge Academy 9-12	408	401	450	478
Total Charter School Students	3531	3516	3598	3617

The Oct. 1, 2013 enrollment figures served as the basis for state funding for the year.

The School of Innovation and Choice Unit at CDE reports that in 2013-14 95,860 students were enrolled in charter schools throughout the state which equals approximately 10.9% of all

Colorado students enrolled in public schools. School District 27J has 21.8% of its K-12 students enrolled in charter schools.

District-authorized charter schools must comply with the requirement of financial reporting to Colorado Department of Education (CDE) using the prescribed Chart of Accounts format for reporting financial information. Their reports are incorporated into the school district reports. Formatting, frequency of reporting, and deadlines to comply with the Financial Transparency Act have been monitored by the school district and CDE. The School District communicated with each Charter School to ensure that they were in compliance within the Colorado State Reporting Guidelines.

Conclusion: I report compliance.

Accordingly, during the charter school application process the superintendent may not:

1. Fail to provide the Board with an analysis of the strengths and weaknesses of each charter application.

I interpret analysis to mean the process of breaking a complex topic into smaller parts to gain a better understanding of it;

I interpret strengths and weaknesses to mean data and information to review for the purpose of determining whether or not to approve the application.

I interpret charter application to mean the documentation provided, and required by statute, by an entity seeking authorization to operate a charter school with the boundaries of School District 27J.

Data Reported:

Our district did not receive any formal applications for a new charter school during the 2013-14 school year. During this reporting period no complaints were lodged with School District 27J or the Charter Institute citing that School District 27J did not act in a manner consistent with the intent of this executive limitation.

Conclusion: I report compliance.

2. Fail to have a standard application format, complete with dates for submittal and expectations of thoroughness that includes and requires documentation of all areas of concern to the Board. The critical questions format used by district staff is available on the website with the directions for applications.

I interpret standard application format to mean the explicit set of requirements and supporting documentation, including Application, Checklist, and Review Rubric, set forth by the Colorado Department of Education for the completion and submission of charter school applications.

Data Reported:

Superintendent Policies LBD and LBD-R contain the district requirements and deadlines for all new charter school applications. These policies were developed in accordance with Colorado State Statute set forth in CRS 22-30.5-106, Charter Applications and CRS 22-30.5-107, Charter Application and Process. The Colorado Standard Application, Checklist and Review Rubric are available to all applicants on the School District 27J website, the League of Charter Schools website and the Colorado Department of Education School of Choice website. This executive limitation also puts charter applicants on notice as to the types of information that the Board requires and the timelines they must follow to be considered as a charter school within the School District 27J boundaries.

Conclusion: I report compliance.

3. Fail to ensure that members of the Board of Education receive a single completed application and any other relevant information at least two weeks prior to the public hearing for each charter applicant.

The Statutory process in CRS 22-30.5-107 requires that an application be submitted to the local board of education by a date determined by the local board of education to be eligible for consideration for the following school year. The date determined by a local board of education for filing of applications shall not be any earlier than August 15, or later than October 1. Our Superintendent Policies require applications to be submitted by August 15th for schools wishing to open in the following school year.

Data Reported:

No application was submitted for a hearing this year.

Conclusion: I report compliance.

4. Fail to ensure that members of the Board of Education receive all revisions to the charter application, answers to questions raised by board members and district staff, and all other relevant information at least two weeks prior to Board action on each charter application.

Data Reported:

No application was submitted for Board action this year.

Conclusion: I report compliance.

5. Fail to have the application easily available to prospective applicants by providing phone and e-mail addresses to access an application.

Data Reported:

School District 27J has an application available for prospective applicants in the Charter School Section of the SD27J website under Schools. The Colorado League of Charter Schools and the CDE website have links to www.startacoloradocharter.org. The application contains information and resources available for new applicants. The new application has the latest information for educational management organizations and also contains the latest on the new requirements to ensure School Accountability. Additionally, we have current guidelines and “best practices” for distribution to new applicants.

Conclusion: I report compliance.

6. Fail to require a detailed and realistic financial plan and analysis by the applicant, which shall include:
 - a. Provision for placing three percent of the operating or three percent of the capital budget in a TABOR reserve fund.
 - b. Cash flow projections for the first year displayed month by month and a plan to fund any cash flow shortfalls.

I interpret financial plan to mean how the applicant will afford to achieve its strategic goals and objectives.

Data Reported:

No application was submitted to the Board for action this year.

Conclusion: I report compliance.

7. Fail to assess the viability of a charter school applicant by assuring that the following requirements are appropriately addressed before a favorable recommendation can be given:
 - a. An analysis of the monetary impact on the district budget, with the consideration of the impact the new charter school will have on the education of students in other district schools.

I interpret viability to mean capable of being successful in all aspects of operating a charter school.

I interpret monetary impact to mean the fiscal or financial result.

- b. An impact statement of the proposed school, given its proposed location, on neighborhood schools and other charter schools.

I interpret impact statement to mean brief narrative statements which summarize significant outcomes that the opening of a charter school will have on neighborhood schools and other charter schools.

- c. Documentation that substantiates that current availability to the program is limited and that demonstrates sufficient commitments to attend the school by students who are eligible to attend.
- d. Description of a program of study or curriculum, including whether the program or curriculum currently exists in the district as a whole or in the geographic area of the district where the charter school proposes to locate or is in high demand with little or no space available.

I interpret curriculum to mean the set of courses, and their content, offered at a school or university

- e. Documentation that the proposed school has located a prospective site or sites that is/are sufficient for the program, is/are financially feasible, and is/are likely to meet the criteria for site development in the district.
- f. Description of how the proposed school addresses the needs of at-risk students.

I interpret at-risk students to mean those students who may underachieve academically based on poverty, race, ethnicity, language, or other similar factors.

- g. Description of how the needs of identified special needs students are sufficiently addressed according to law and policy.

I interpret special needs students to mean individuals who require assistance for disabilities that may be medical, mental, or psychological.

Data Reported:

No application was submitted for board action.

Conclusion: I report compliance.

8. Fail to collaborate with new charter applicants to mutually agree to reasonable timelines for consideration of their application.

Data Reported:

No application was submitted for board action.

Conclusion: I report compliance.

In regard to existing charter schools, the superintendent may not:

1. Fail to monitor the charter school environment and ensure that their students and public are treated according to policy 3A.

I interpret monitor to mean systematically checking for incorrect or unfair conduct.

I interpret charter school environment to mean the students, staff, administration, parents and community members.

I interpret students to mean those persons officially enrolled in the academic program of the charter school.

I interpret public to mean relating to or concerning the people at large or all members of a community.

Data Reported:

District-authorized charter schools agree in their contracts to submit regular reports to the Charter School Liaison. Their Student Code of Conduct is presented to all parents in the annual parent student handbook. The Charter Schools submit a systematic series of operational quarterly reports on or before October 30, January 30, April 30 and August 15 that include student enrollment, disciplinary information, employment data, quantitative data on student progress, information on progress made by the charter school in reaching its educational goals and objectives, surveys and other parent satisfaction data and assessments of the effectiveness of the school's policies and procedures. The Charter Schools submit a monthly report, on the 1st day of the month, directly to the Director of Special Education, regarding the individual educational plan (IEP) and assessment information for the students who have Special Needs. The District liaison attends the charter school board meetings to ensure the accuracy and completeness of the reports. The consistent review and approval of these reports monitor each charter school environment in accordance to Policy 3J. The operational quarterly reports are submitted, reviewed, approved and stored in an electronic

data management system called Image Silo. This data system is secure and annual training is offered for all users to insure that the protected information is properly maintained.

There were no official complaints of the charter schools authorized by School District 27J during this reporting period.

Conclusion: I report compliance.

2. Fail to monitor progress toward goals at least twice each year for charters in their first two years of existence and yearly in the school accountability plan of all other charter schools.

I interpret school accountability plan to mean the document or documents and supporting evidence outlining protocols and procedures the school will use to document student achievement and progress.

Data Reported:

All charter schools have complied with their contracts by submitting their Uniform Improvement Plans (UIP) to the District Accountability Committee (DAC) according to District 27J protocols.

Conclusion: I report compliance.

3. Fail to require, review, and analyze quarterly financial reports from each charter school, including an annual audit of all of the charter school accounts conducted by a licensed and accredited auditor approved by the district.

I interpret quarterly financial reports to mean financial statements, including a balance sheet and statement of revenues and expenditures.

I interpret annual audit to mean an independent, outside audit by a certified public accountant of financial and administrative operations on an annual basis that complies with state requirements.

Data Reported:

Effective July 1, 2010, the Public School Financial Transparency Act (the Act) requires any 'local education provider' to post certain financial information online, in a downloadable format, for free public access. Included in the requirements are quarterly financial statements commencing with the statements for the 2010-11 budget year. The websites for each charter school are checked for compliance and quarterly financial reports are reviewed to ensure compliance with statute.

The Local Government Audit Law (C.R.S. 29-1-601 et seq) requires Colorado local governments to have an annual audit of their financial statements. The law states that the

audit must be performed by an independent Certified Public Accountant (CPA) and be in accordance with generally accepted auditing standards.

The Consolidated Appropriations Act of 2010 requires that states ensure that every authorizing school district conducts annual, timely and independent audits of the school's financial position in order to receive funding from the Public Charter School Grant Program. Charter school audits are to be submitted annually beginning fiscal year ending June 30, 2012. The annual deadline for submission to 27J is September 30th. The charter school audits must be submitted to the Colorado Department of Education and the State Auditor's Office. All School District 27J charter schools submitted a completed audit during FY13-14 (the audited financials are for one year in arrears).

Due to inappropriate financial transactions which occurred in 2011, Eagle Ridge Academy financials continue to be reviewed on a monthly basis to ensure progress toward compliance with maintaining statutorily required reserves. Based on the FY13-14 draft audit for Eagle Ridge Academy, the school has made great progress toward compliance and has increased the fund balance nearly \$180,000 in comparison to the FY12-13 audited financials.

The payback of the Charter School Start-Up Grant funds created great stress on the school's financial health, and Eagle Ridge has worked diligently to overcome this challenge. Eagle Ridge will end FY13-14 with a positive fund balance, but not enough to maintain and adequate reserve to fund the amount required by TABOR. The fund balance is anticipated to improve over the upcoming fiscal years, and the improvement is in line with the planned resolution of FY15-16. At this time the District holds a restricted reserve to account for the deficit fund balance and staff will recommend to the Board that we continue to do so until the deficit fund balance issue is resolved.

Conclusion: I report compliance.

4. Fail to inform the Board and place on the consent agenda any loans from the School District to charter schools.

Data reported:

No loans or repayment plans were made or entered into between the District and any charter school during the 2013-14 school year.

Conclusion: I report compliance.

5. Fail to document, in writing, any discrepancies or deficiencies, whether fiscal, educational, or related to school climate, and the steps and timelines for correction and additional monitoring. Copies shall be provided to the charter school board chairperson and the members of the Board of Education.

I interpret discrepancies to mean a divergence or disagreement, as between facts or claims.

I interpret deficiencies to mean a lack or incompleteness.

Data Reported:

With the decision regarding payback of the Charter School Start-Up Grant funds, Eagle Ridge ended FY12-13 with an increased deficit fund balance. The deficit fund balance is anticipated to improve over the upcoming fiscal years, but is not expected to be completely resolved until FY15-16. At this time the District holds a restricted reserve to account for the deficit fund balance and the staff will recommend to the Board that we continue to do so until the deficit fund balance issue is resolved.

Conclusion: I report compliance.

6. Fail to assure compliance with the charter school contract.

I interpret compliance to mean observance of official requirements.

Data Reported:

District staff has provided professional development and training in contractual, legal and student issues for all administrators of charter schools. The District charter school liaison attends charter school boards of directors meetings. The charter administrators work with board presidents to provide training to meet district standards and to respond to matters of compliance. These training agendas are established on the unique needs of each charter school board member.

The Foundations Academy and Eagle Ridge Academy Boards received CDE Charter School Board of Director training on the on-line classes on the boardtraining.org website as part of the requirement to receive the Colorado "Charter School Startup Grant". The progress of completion is monitored monthly by CDE and sent to the Board Chairs.

Additionally, the Board of Directors at Eagle Ridge Academy has undergone comprehensive professional development on Policy Governance led by former 27J Board President Todd Cordrey. This training has included a full day board retreat, as well as ongoing discussions and trainings during monthly board meetings.

The new members for Foundations Academy (FA) and Landmark Academy at Reunion (LAR) boards received extensive training on topics related to their educational management agreements with NHA, educational program and charter school contracts held with our District. The training was held at Foundations Academy with the Director of Partner relations on November 11, 2013.

Directors from both Landmark Academy and Foundations Academy attended an all-day NHA Board Symposium held on October 15, 2013 in Plymouth, Michigan. Topics covered included Effective Board Governance, Board Financial Oversight, Common Core Curriculum, and Understanding Student Data.

The Bromley East Board of Directors attended the Colorado League of Charter Schools Conference on February 20-21, 2014. Training topics included: Board Fundraising, Preventing Operational Negligence, New Learning Paradigms, Ethics and Law, Leading Change, and Wellness and School Culture.

The BECS Board also conducted internal training at monthly board meetings. These topics included: Sunshine Laws, Understanding Student Data, Strategic Planning, and Board Fundraising.

In July 2014, the BECS Board of Directors completed a day-long training session conducted by Executive Director Lori Sheldon and consultant Tony Fontana to review board policies/procedures for returning as well as new directors. At this meeting, the directors also completed a self-assessment to determine goals and training needed for the 2014-15 school year.

The Belle Creek Board received training on Student Achievement (TCAP/CMAS), school finance, and legislative updates

On June 25, 2013 the Board of Education of SD27J changed Board Policy 3.J to no longer have as an executive limitation the requirement of “providing yearly training to charter school boards and steering committee members covering topics necessary for the proper functioning of a School District 27J charter school”; therefore, this will no longer be a part of this report.

The District charter liaison continues to monitor the following section of the Foundations Academy contract, and the on-going non-compliance of enrollment compliance. The issue is detailed in Section 5.4.1, states that *“the continuing intention to serve children who would qualify for a free-and-reduced lunch program in substantially the same percentages as surrounding District schools educating other 27J kindergarten through eighth grade students.”*

Data from the August 29, 2014 National School Lunch Program (NSLP Monthly Report) indicated that Foundations Charter School had 16.1% students in the school’s FRLP. This is up from 15.09% students in the school’s FRLP as of Sept.2013. This increase, although slight, is an indicator that Foundations Academy is making continual progress towards meeting the requirement set forth in Section 5.4.1 of their contract.

In May of 2011, 20.27% of the students enrolled in SD27J authorized charter schools received FRLP services from our District Nutritional Services Department. In August of 2014, 25.45% of those students enrolled in charter schools were participants in the FRLP for an increase of 5.18%. These percentages do not include those students who participate in the food service program at Bromley East Charter School. Comparatively, in August of 2014 44.43% of district students were enrolled in in the FRLP.

Conclusion: I report compliance.

7. Fail to inform the Board annually of the student achievement attained by charter schools, as well as regular public schools, using the same statistical analyses.

I interpret student achievement to mean the amount of growth exhibited by students during a one-year period.

Data Reported:

All charter schools are required to take part in all mandatory state testing. Results of those tests are part of the reporting system that is used for all public schools by the state and district. Statistical analyses of testing results will be done in accordance with the standard for all schools in the district. All charter schools have completed the mandatory accreditation process and results are provided to the Board. Charter schools are included in all district reports, press releases, and information created to communicate testing results.

Conclusion: I report compliance.

8. Fail to collaborate with existing charter schools applying for a renewal of their contract to mutually agree to reasonable timelines for consideration of their renewal application.

Data Reported:

Only one existing charter school's contract was up for renewal during this reporting period, Eagle Ridge Academy. This contract was renewed for a 4-year period commencing July 1, 2014 and ending on June 30, 2018.

Conclusion: I report compliance.

9. Fail to require charter schools to submit revised budgets to the charter school administrator when their official October 1 count of students is more than 5 percent less than the projected student enrollment that has been submitted to the District.

Data Reported:

A procedure is in place to monitor student enrollment counts and to require new budgets be submitted based on these enrollments. All Charter Schools submitted their Charter School Board of Directors adopted budget by June 15, 2014.

Conclusion: I report compliance.

10. Fail to provide to the Board documentation of the revised budgets of charter schools whose official October 1 count is more than 5 percent less than the projected student enrollment that has been submitted to the school district.

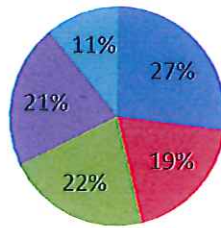
Data Reported:

The Board of Education is provided documentation of charter schools official enrollment compared to projected enrollments. All Charter Schools are required to submit revised budgets to the district for approval based on October 1 student enrollment.

Conclusion: I report compliance.

All Authorized SD27J Charter School Report

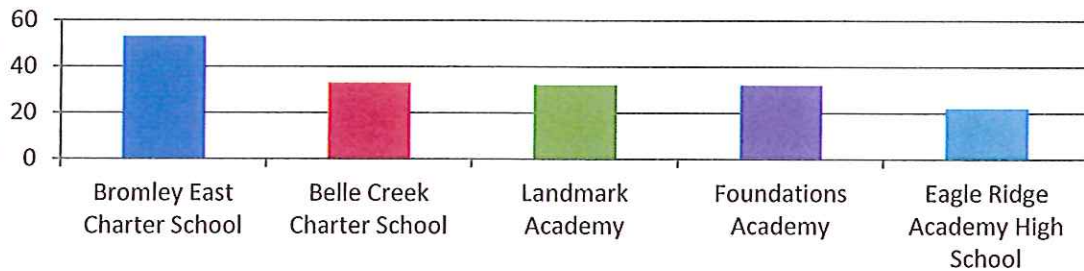
All Authorized SD27J Charter Schools July 15th, 2014 Enrollments



- Bromley East Charter School
- Belle Creek Charter School
- Landmark Academy
- Foundations Academy
- Eagle Ridge Academy High School

School Name	Current Total	Percent	Waitlist Total	Offered Seats	Projected
Bromley East Charter School	938	27%	117	834	961
Belle Creek Charter School	666	19%	15	705	709
Landmark Academy	744	21%	467	748	746
Foundations Academy	738	21%	480	748	753
Eagle Ridge Academy High School	384	11%	17	460	499
Total	3470	100%	979	3495	3668

Teachers



School Name	Non Highly Qualified Teaches	Highly-Qualified Teachers	Teachers	New Teachers	Additional Support Staff	Admin
Bromley East Charter School	0	53	53	1	13	3
Belle Creek Charter School	1	34	33	0	16	3
Landmark Academy	0	32	32	1	12	4
Foundations Academy	0	32	32	0	12	4
Eagle Ridge Academy High School	0	22	22	1	7	2
Total	1	120	119	2	47	13

2013-2014 TCAP P+A Scores

		Reading								Writing								Math									
		3rd	4th	5th	6th	7th	8th	9th	10th	3 E	4 E	5th	6th	7th	8th	9th	10th	3rd	4th	5th	6th	7th	8th	9th	10th		
District	2014	72	71	72	64	63	61	61	64	47	51	57	47	52	45	46	35	72	73	68	50	42	40	30	22		
District	2013	74	68	70	66	60	58	63	63	48	55	56	47	53	44	46	38	72	72	64	53	41	39	30	22		
State	2014	72	67	71	71	69	66	66	69	51	52	55	57	61	56	54	49	72	72	65	61	55	52	40	33		
State	2013	73	68	70	73	68	69	68	70	51	53	57	58	61	56	55	49	72	72	65	62	55	51	39	34		
Brantner	2014	72	90	88						48	76	69						74	90	85							
Brantner	2013	87	82	81						51	78	57						84	86	81							
Henderson	2014	67	57	51						45	26	36						67	62	56							
Henderson	2013	63	65	67						34	58	60						55	63	72							
North	2014	58	28	40						25	16	26						45	49	34							
North	2013	43	41	38						17	25	21						37	40	31							
NE	2014	57	63	60	50					37	42	38	29					60	57	56	32						
NE	2013	71	65	58	44					44	53	40	36					59	73	47	24						
Pennock	2014	75	80	69	NA					45	63	54	NA					67	80	65	NA						
Pennock	2013	78	64	62	44					60	57	57	44					73	77	60	44						
Second Cr	2014	67	75	70						45	52	55						81	74	64							
Second Cr	2013	84	70	63						56	54	49						83	72	59							
South	2014	63	57	70						29	41	63						70	69	70							
South	2013	55	62	60						22	49	40						62	71	57							
SE	2014	70	65	80	71					46	50	54	54					61	73	70	54						
SE	2013	71	70	69	58					50	55	49	38					66	75	63	38						
Thimmig	2014	72	74	66						48	44	51						73	66	65							
Thimmig	2013	80	66	68						50	45	48						82	65	66							
Turnberry	2014	79	77	80						55	54	73						79	75	77							
Turnberry	2013	79	63	79						56	59	69						76	67	66							
West Ridge	2014	81	73	86						58	50	77						82	74	77							
West Ridge	2013	80	82	87						62	58	76						82	86	78							
Belle Creek	2014	71	66	62	78	65	69			39	49	47	62	45	61			65	66	58	54	39	52				
Belle Creek	2013	65	62	73	63	71	61			46	56	60	37	63	55			72	73	65	37	44	55				
Brom East	2014	61	70	77	81	80	78			34	61	63	57	65	62			58	76	72	63	53	45				
Brom East	2013	71	73	81	88	66	76			45	57	66	60	66	52			61	65	69	58	45	48				
Foundations	2014	87	73	81	79	84	72			67	52	60	63	67	57			93	82	80	68	63	57				
Foundations	2013	79	73	84	72	73	NA			52	60	68	71	63	NA			83	80	75	75	56	NA				
Landmark	2014	94	89	79	79	71	70			77	71	61	67	59	56			97	93	73	69	56	48				
Landmark	2013	77	80	71	78	74	74			41	65	54	64	64	64			90	87	68	65	61	57				
OTMS	2014				48	53	55						35	43	43					45	37	43					
OTMS	2013				72	58	59						44	51	38					60	46	42					
PVMS	2014				62	69	60						44	56	39					53	52	34					
PVMS	2013				63	59	55						47	52	41					56	35	36					
Stuart	2014				64	56	65						43	51	48					35	27	37					
Stuart	2013				57	53	61						43	49	44					42	33	36					
Vikan	2014				56	54	51						40	43	35					44	28	37					
Vikan	2013				57	56	45						37	45	42					49	37	30					
BHA	2014						NA	19	57						NA	5	21					NA	5	14			
BHA	2013						0	26	38						8	21	13					15	5	8			
BHS	2014							60	64							41	34						25	21			
BHS	2013							63	62							47	36						31	21			
BOLT	2014							75	NA							58	NA						33	NA			
PVHS	2014							59	61							49	32						29	19			
PVHS	2013							61	64							43	35						24	21			
Eagle Ridge	2014							78	85							68	66						56	44			
Eagle Ridge	2013							77	73							67	56						49	31			
											at or above state average																

2013-2014 TCAP P+A Scores

		Reading										Writing										Math										# Same or Impr	% Same or Impr	# at or above State	% at or above State								
		3rd	4th	5th	6th	7th	8th	9th	10th		3rd	4th	5th	6th	7th	8th	9th	10th		3rd	4th	5th	6th	7th	8th	9th	10th																
District	2014	72	71	72	64	63	61	61	64	47	51	57	47	52	45	46	35	72	73	68	58	40	30	22	16/24	67%	7/24	29%															
District	2013	74	68	70	66	60	58	63	63	48	55	56	47	53	44	46	38	72	72	64	53	41	39	30	22	21/27	78%	6/27	22%														
State	2014	72	67	71	71	69	66	66	69	51	52	55	57	61	56	54	49	72	72	65	61	55	52	40	33	12/24	50%																
State	2013	73	68	70	73	68	69	68	70	51	53	57	58	61	56	55	49	72	72	65	62	55	51	39	34	21/24	38%																
Brantner	2014	72	90	88						48	76	69						74	90	85							5/9	56%	8/9	89%													
Brantner	2013	87	82	81						51	78	57						84	86	81							NA	NA	9/10	90%													
Henderson	2014	67	57	51						45	26	36						67	62	56							3/9	33%	0/9	0%													
Henderson	2013	63	65	67						34	58	60						55	63	72							6/10	60%	3/10	30%													
North	2014	58	28	40						25	16	26						45	49	34							7/9	78%	0/9	0%													
North	2013	43	41	38						17	25	21						37	40	31							4/10	40%	0/10	0%													
NE	2014	57	63	60	50					37	42	38	29					60	57	56	32						5/12	42%	0/12	0%													
NE	2013	71	65	58	44					44	53	40	36					59	73	47	24						4/13	31%	2/13	15%													
Pennoek	2014	75	80	69	NA					45	63	54	NA					67	80	65	NA						5/9	56%	5/9	56%													
Pennoek	2013	78	64	62	44					60	57	57	44					73	77	60	44						5/13	38%	6/13	46%													
Second Cr	2014	67	75	70						45	52	55						81	74	64							5/9	56%	5/9	56%													
Second Cr	2013	84	70	63						56	54	49						83	72	59							8/10	80%	6/10	60%													
South	2014	63	57	70						29	41	63						70	69	70							6/9	67%	2/9	22%													
South	2013	55	62	60						22	49	40						62	71	57							2/10	20%	0/10	0%													
SE	2014	70	65	80	71					46	50	54	54					61	73	70	54						6/12	50%	4/12	33%													
SE	2013	71	70	69	58					50	55	49	38					66	75	63	38						3/13	23%	3/13	23%													
Thinnig	2014	72	74	66						48	44	51						73	66	65							3/9	33%	4/9	44%													
Thinnig	2013	80	66	68						50	45	48						82	65	66							6/10	60%	3/10	30%													
Turnberry	2014	79	77	80						55	54	73						79	75	77							7/9	78%	9/9	100%													
Turnberry	2013	79	63	79						56	59	69						76	67	66							7/10	70%	7/10	70%													
West Ridge	2014	81	73	86						58	50	77						82	74	77							3/9	33%	8/9	89%													
West Ridge	2013	80	82	87						62	58	76						82	86	78							7/10	70%	10/10	100%													
Belle Creek	2014	71	66	62	78	65	69			39	49	47	62	45	61			65	66	58	54	39	52				7/18	39%	5/18	28%													
Belle Creek	2013	65	62	73	63	71	61			46	56	60	37	65	55			72	73	65	37	44	55				9/20	45%	10/20	50%													
Brom East	2014	61	70	77	81	80	78			34	61	63	57	65	62			58	76	72	63	53	45				7/18	39%	13/18	72%													
Brom East	2013	71	75	81	88	66	76			45	57	66	60	66	52			61	65	69	58	45	48				13/20	65%	11/20	55%													
Foundations	2014	87	73	81	79	84	72			67	52	60	63	67	57			93	82	80	68	63	57				10/15	67%	18/18	100%													
Foundations	2013	79	73	84	72	75	NA			52	60	68	71	63	NA			83	80	75	75	56	NA				9/16	56%	16/16	100%													
Landmark	2014	94	89	79	79	71	70			77	71	61	67	59	56			97	93	73	69	56	48				12/18	67%	16/18	89%													
Landmark	2013	77	80	71	78	74	74			41	65	54	64	64	64			90	87	68	65	61	57				7/20	35%	17/20	85%													
OTMS	2014				48	53	55						35	43	43						45	37	43				2/9	22%	0/9	0%													
OTMS	2013				72	58	59						44	51	38						60	46	42				9/10	90%	0/10	0%													
PVMS	2014				62	69	60						44	56	39						53	52	34				4/9	44%	1/9	11%													
PVMS	2013				63	59	55						47	52	41						56	35	36				8/10	80%	0/10	0%													
Stuart	2014				64	56	65									43	51	48				35	27	37			7/9	78%	0/9	0%													
Stuart	2013				57	53	61						43	49	44						42	33	36				5/10	50%	0/10	0%													
Vikan	2014				56	54	51						40	43	35						44	28	37				3/9	33%	0/9	0%													
Vikan	2013				57	56	45						37	45	42						49	37	30				2/10	20%	0/10	0%													
BHA	2014						NA	19	57							NA	5	21							NA	5	14	4/6	67%	0/6	0%												
BHA	2013						0	26	38							8	21	13							15	5	8	8/11	73%	0/11	0%												
BHS	2014						60	64																		25	21	2/6	33%	0/6	0%												
BHS	2013						63	62																		31	21	6/7	86%	0/7	0%												
BOLT	2014							75	NA																	33	NA	NA	NA	2/3	67%												
PVHS	2014																										29	19	2/6	33%	0/6	0%											
PVHS	2013						61	64																		24	21	6/7	86%	0/7	0%												
Eagle Ridge	2014							78	85																		56	44	6/6	100%	6/6	100%											
Eagle Ridge	2013							77	73																		49	31	4/7	57%	5/7	71%											
																				at or above state average																							

COACT scores for 2014:

COACT scores for 11th grade students in 27J in .5 points in 2014, from 18.3 to 18.8 . The 7 year trend shows a steady increase from a low of 17.7 in 2008 to the high of 18.8.

Please note – BOLT Academy did not have enough 11th graders to have an overall ACT score for 2014.

27J & Colorado COACT Scores 2008 to 2014

